



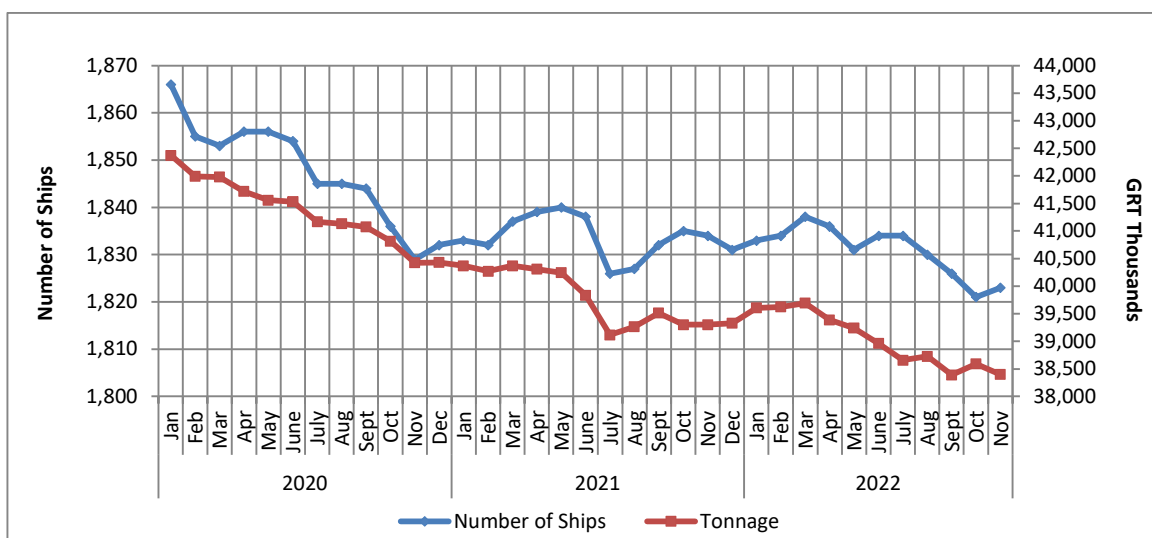
GREEK MERCHANT FLEET:

November 2022 (Provisional data)

The Hellenic Statistical Authority (ELSTAT) announces data on the Greek Merchant Fleet (for vessels of 100 GRT¹) for November 2022. Particularly:

- The Greek Merchant Fleet decreased by 0.6% in November 2022 compared with November 2021. An increase of 0.3% was recorded in November 2021 compared with November 2020 (Table 1).
- The gross tonnage of the Greek Merchant Fleet, for vessels of 100 GRT and over, recorded a decrease of 2.3% in November 2022 compared with November 2021. A decrease of 2.8% was recorded in November 2021 compared with November 2020 (Table 1).

Graph 1: Greek Merchant ships of 100 GRT and over: January 2020– November 2022



Information on methodological issues:

Division of Sectoral Statistics
Section of Transport Statistics
P. Tzortzi, F. Georgakopoulou
Tel : +30 213 135 2187 , +30 213 135 3090
E mail: p.tzortzi@statistics.gr
f.georgakopoulou@statistics.gr

Information for data provision:

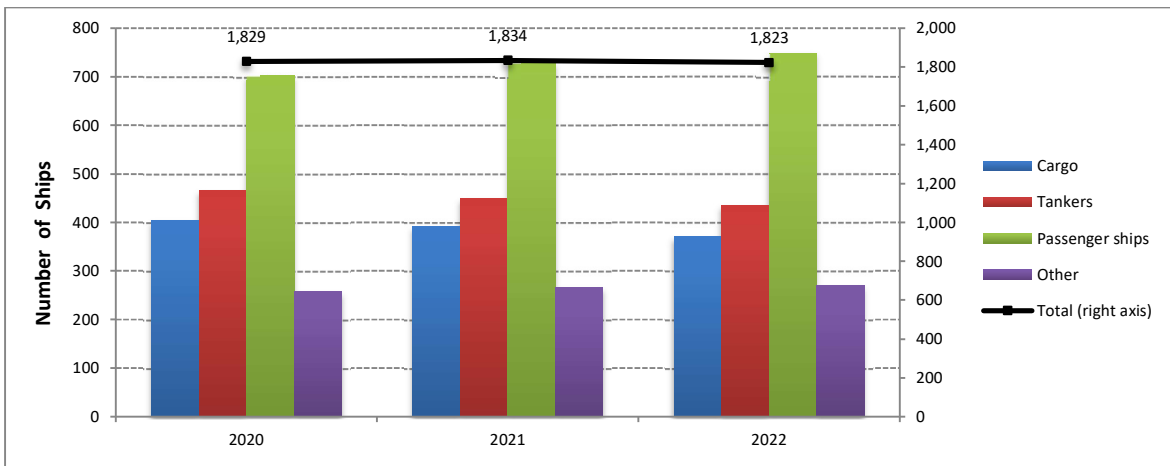
Tel. +30 213 135 2022
E mail: data.dissem@statistics.gr

¹GRT: Gross Tonnage

Table 1: Number and tonnage of Greek Merchant ships of 100 GRT and over, by types of ships, November 2020 – 2022

November										
Types of ships	2020		2021		Change % 2021/2020		2022		Change % 2022/2021	
	Number of Ships	Tonnage (GRT)	Number of Ships	Tonnage (GRT)	Number of Ships	Tonnage (GRT)	Number of Ships	Tonnage (GRT)	Number of Ships	Tonnage (GRT)
Total:	1,829	40,423,092	1,834	39,297,191	0.3	-2.8	1,823	38,396,981	-0.6	-2.3
Cargo	404	12,021,133	391	11,445,647	-3.2	-4.8	370	10,871,524	-5.4	-5.0
Tankers	466	27,017,096	449	26,451,345	-3.6	-2.1	435	26,113,697	-3.1	-1.3
Passenger ships	702	1,290,847	728	1,284,498	3.7	-0.5	748	1,270,583	2.7	-1.1
Other	257	94,016	266	115,701	3.5	23.1	270	141,177	1.5	22.0

Graph 2a: Number of Greek Merchant ships of 100 GRT and over, by types of ships, November 2020 – 2022



Graph 2b: Tonnage of Greek Merchant Ships of 100 GRT and over, by types of ships, November 2020 – 2022

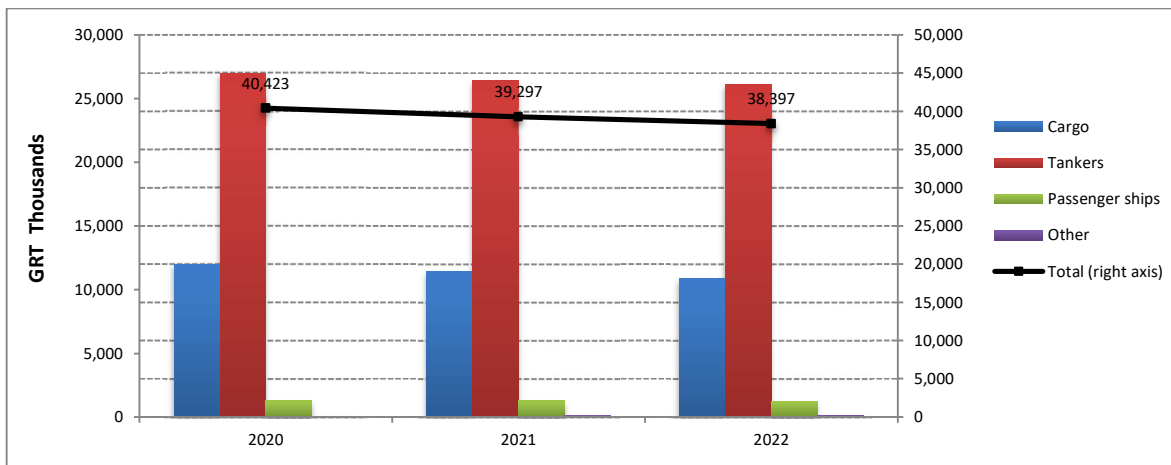


Table 2: Distribution of the Greek Merchant ships of 100 GRT and over, by tonnage groups, November 2020 – 2022

November										
Tonnage Groups	2020		2021		Change % 2021/2020		2022		Change % 2022/2021	
	Number of Ships	Tonnage (GRT)	Number of Ships	Tonnage (GRT)	Number of Ships	Tonnage (GRT)	Number of Ships	Tonnage (GRT)	Number of Ships	Tonnage (GRT)
Total:	1,829	40,423,092	1,834	39,297,191	0.3	-2.8	1,823	38,396,981	-0.6	-2.3
[100-500)	812	201,365	836	205,341	3.0	2.0	855	208,997	2.3	1.8
[500-3,000)	352	437,163	353	444,599	0.3	1.7	342	429,480	-3.1	-3.4
[3,000-7,000)	74	330,971	75	335,068	1.4	1.2	77	340,980	2.7	1.8
[7,000-10,000)	24	204,176	23	195,082	-4.2	-4.5	25	209,666	8.7	7.5
[10,000-20,000)	48	701,143	50	729,861	4.2	4.1	49	709,898	-2.0	-2.7
[20,000-30,000)	64	1,686,409	61	1,605,640	-4.7	-4.8	63	1,669,686	3.3	4.0
[30,000+)	455	36,861,865	436	35,781,600	-4.2	-2.9	412	34,828,274	-5.5	-2.7

Graph 3: Distribution of Greek Merchant ships of 100 GRT and over, by tonnage groups, November 2020 – 2022

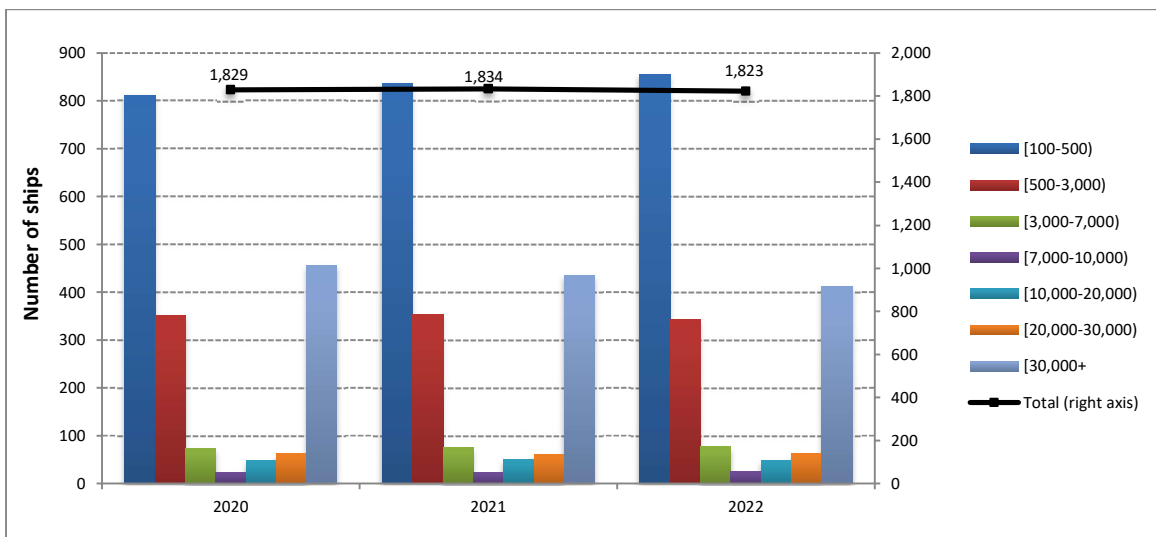
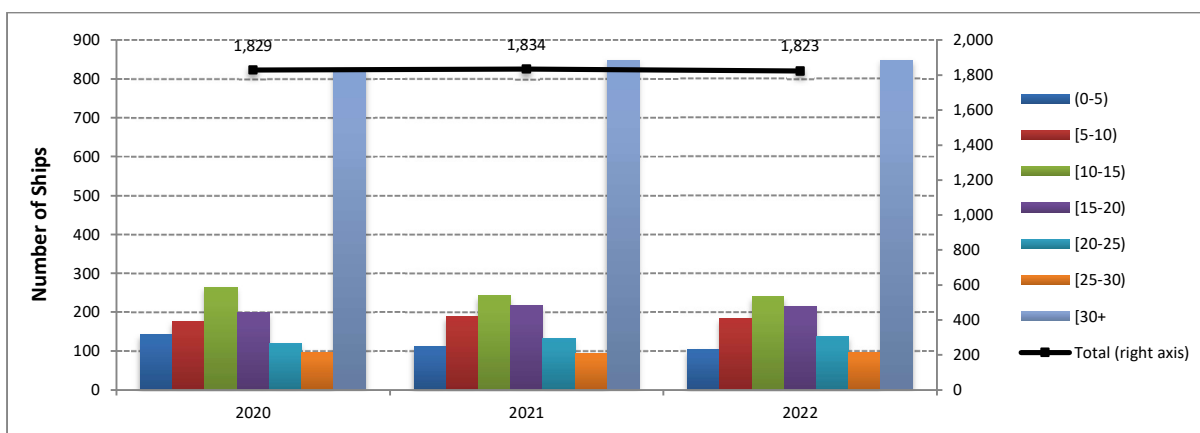


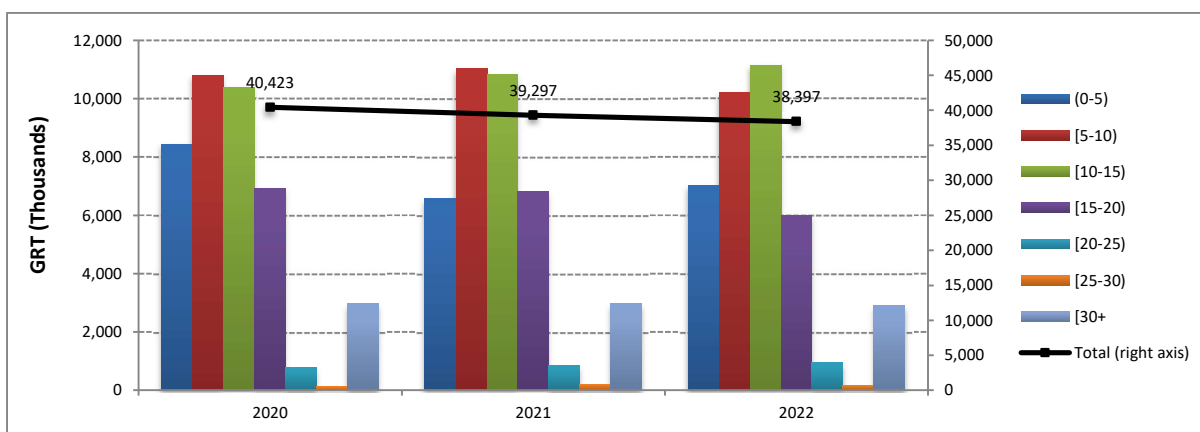
Table 3: Distribution of Greek Merchant ships of 100 GRT and over, by age groups, November 2020 – 2022

November										
2020			2021		Change % 2021/2020		2022		Change % 2022/2021	
Age Groups	Number of Ships	Tonnage (GRT)	Number of Ships	Tonnage (GRT)	Number of Ships	Tonnage (GRT)	Number of Ships	Tonnage (GRT)	Number of Ships	Tonnage (GRT)
Total:	1,829	40,423,092	1,834	39,297,191	0.3	-2.8	1,823	38,396,981	-0.6	-2.3
(0-5)	142	8,445,545	112	6,572,445	-21.1	-22.2	105	7,024,472	-6.3	6.9
[5-10)	176	10,800,026	188	11,023,031	6.8	2.1	183	10,199,185	-2.7	-7.5
[10-15)	265	10,396,752	242	10,837,387	-8.7	4.2	239	11,132,202	-1.2	2.7
[15-20)	200	6,918,043	218	6,812,422	9.0	-1.5	215	5,992,771	-1.4	-12.0
[20-25)	121	779,847	133	862,418	9.9	10.6	138	957,955	3.8	11.1
[25-30)	97	121,328	93	201,608	-4.1	66.2	96	179,711	3.2	-10.9
[30+)	828	2,961,551	848	2,987,880	2.4	0.9	847	2,910,685	-0.1	-2.6

Graph 4a: Distribution of Greek Merchant ships 100 GRT and over, by age groups, November 2020 – 2022



Graph 4b: Tonnage of Greek Merchant ships of 100 GRT and over, by age groups, November 2020–2022



METHODOLOGICAL NOTES

Greek Merchant Fleet Survey	The Survey on the Greek Merchant Fleet is conducted on a monthly basis since 1964 without any major methodological changes ever since. The purpose of the survey is to fully record statistical data on the number and basic characteristics of the Greek merchant ships, thus depicting the evolution over the course of time of the Greek merchant fleet.
Legal Framework	The survey is conducted in compliance with the joint Ministerial Decision (No 6792/G-81/11-4-97), signed by the Minister of National Economy and the Minister of Mercantile Marine.
Reference Period	The results of the survey refer to <u>the end of November 2022</u> .
Coverage	The survey covers all domestic Port Authorities, as well as Greek Consular Port Authorities abroad, which keep ship registers. These Authorities have to send a report on a monthly basis to the Hellenic Statistical Authority (ELSTAT), pertaining to the changes in the Greek merchant ships registered in their ship registers.
Definitions	<p>Merchant ship: Seagoing self-propelled vessel, at least of 10 GRT, designed for the carriage of goods, transport of passengers, for fishing, towing or specially fitted out for other commercial maritime activities.</p> <p>Greek merchant fleet: The total number of the merchant ships under Greek flag. The Greek flag carried by these ships means that all their maritime activities (subsidies for ship building, cargo limitations and other tax provisions) are governed by commercial and economic rules which are laid down by the respective Greek authorities.</p> <p>Gross Register Tonnage (GRT): Refers to the spaces within the hull and of the enclosed spaces above the deck which are available for carrying goods, food, passengers and crew, GRT is equal to the volume of 100 cubic feet or 2.83 m³.</p> <p>Net Register Tonnage (NRT): It is derived from the gross tonnage by deducting allowances in respect of spaces used for the crew, navigating and propelling machinery, fuel and water ballasts, and other spaces not used for passengers or cargo.</p> <p>Age of ship: indicated by the year of original construction of the hull or that of the hull containing the engine room.</p>
Methodology	<p>It is an exhaustive survey conducted by all domestic Port Authorities and Greek Consular Port Authorities abroad, which report to ELSTAT, on a monthly basis, on changes in the ships pertaining to: a) new registrations of ships in the ship registers, b) change in the name of a ship, c) change of ownership, d) transfers to or from a different port, e) deletion of a ship from a ship's register, f) final measurement – remeasurement of ships, g) replacement of the ship's engine.</p> <p>All these data, after being dully processed, are used to update, through a specially designed software application, the Official Register of Greek Merchant Ships. This Register is used for the production of monthly and annual statistical results.</p>
References	Further information (tables, charts) concerning the Survey on the Greek Merchant Fleet can be found on the webpage of ELSTAT (www.statistics.gr), under the link: https://www.statistics.gr/el/statistics/-/publication/SMA27