



PRESS RELEASE

ISSUING OF MOTOR VEHICLE LICENSES: DECEMBER 2020

The Hellenic Statistical Authority announces that in December 2020, 9,465 road motor cars (both new and used from abroad) were put into circulation for the first time, recording a 15.0% decrease compared with the corresponding month of 2019 when the number of road motor cars was 11,129. In December 2019, a 21.0% increase had been observed in comparison with the corresponding month of 2018 (Table 1, Graphs 1,2,3,5). A total number of 6,440 new cars were put into circulation in December 2020 compared with 7,246 in December 2019, recording a 11.1% decrease.

The new motorcycles over 50cc (both new and used from abroad) that were put into circulation for the first time in December 2020 amounted to 2,335, against 1,423 in 2019, thus recording a 64.1% increase. In December 2019, a 10.6% increase had been observed in comparison with the corresponding month of 2018 (Table 1, Graph 4). Out of the above motorcycles 2,237 were new, while the corresponding figure in December 2019 was 1,312, recording a 70.5% increase.

During the period January - December 2020, 162,575 road motor cars (both new and used from abroad) were put into circulation for the first time, representing a decrease of 24.4% compared to the corresponding period of 2019 when the number of road motor cars was 214,940. During the period January - December 2019 an increase of 12.6% had been observed in comparison with the corresponding period of 2018 (Table 3, Graphs 6,7). Out of the above number of road motor cars that were put into circulation, from January to December 2020, 87,194 were new, while the corresponding number during the respective period of 2019 was 122,638, recording a decrease of 28.9%.

During the period January - December 2020 the circulation of new motorcycles over 50cc (both new and used from abroad) amounted to 38,568 against 41,758 in 2019, thus representing a 7.6% decrease. An increase of 13.5% had been observed during the period January - December 2019 in comparison with the corresponding period of 2018 (Table 3, Graphs 6,7). A total number of 35,464 new motorcycles were put into circulation, from January to December 2020, compared with 38,109 during the corresponding period of 2019, recording a 6.9% decrease.

Information on methodological issues:

Sectoral Statistics Division

Transport Statistics Section

Pota Tzortzi, Konstantinos Menexes

Tel: +30 213 135 2187, +30 213 135 3055

Fax: +30 213 135 2757

e-mail: p.tzortzi@statistics.gr, k.menexes@statistics.gr

Information for data provision:

Tel: +30 213 135 2022

e-mail: data.dissem@statistics.gr

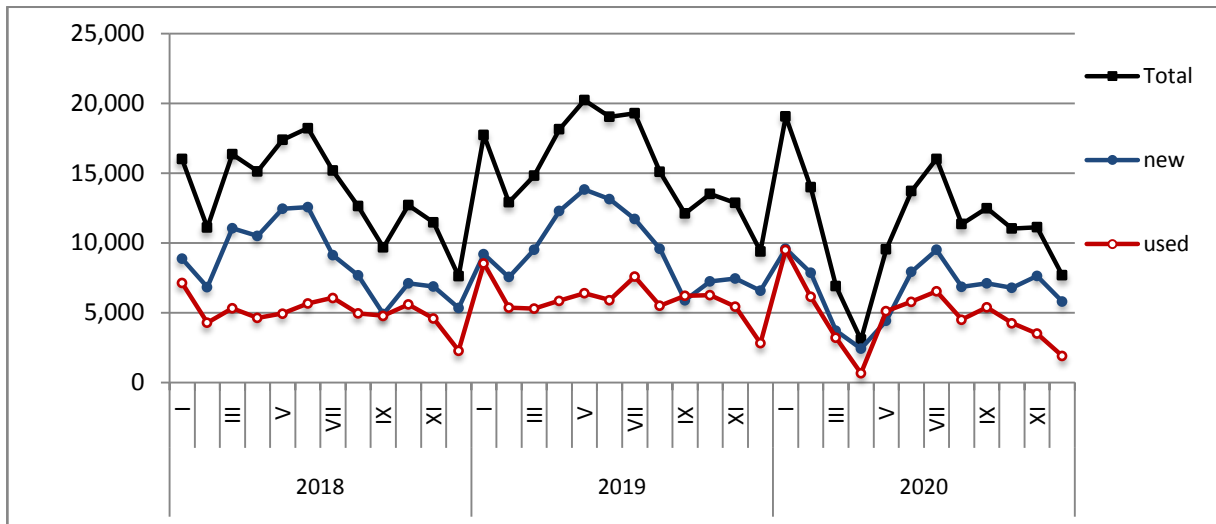
Table 1. Road motor vehicles, both new and used, put into circulation for the first time in Greece: December 2018 - 2020

| Category of Road Motor Vehicles | December | | | | | | | | | Change (%) | | | | | |
|---------------------------------|----------|-------|-------|--------|-------|-------|--------|-------|-------|------------|--------|--------|-----------|--------|--------|
| | 2018 | | | 2019 | | | 2020 | | | 2019/2018 | | | 2020/2019 | | |
| | Total | New | Used | Total | New | Used | Total | New | Used | Total | New | Used | Total | New | Used |
| Greece, total | | | | | | | | | | | | | | | |
| Road Motor Vehicles,total | 10,482 | 7,154 | 3,328 | 12,552 | 8,558 | 3,994 | 11,800 | 8,677 | 3,123 | 19.7% | 19.6% | 20.0% | -6.0% | 1.4% | -21.8% |
| 1. Road motor cars | 9,195 | 5,969 | 3,226 | 11,129 | 7,246 | 3,883 | 9,465 | 6,440 | 3,025 | 21.0% | 21.4% | 20.4% | -15.0% | -11.1% | -22.1% |
| Passenger Cars | 7,610 | 5,337 | 2,273 | 9,395 | 6,587 | 2,808 | 7,690 | 5,791 | 1,899 | 23.5% | 23.4% | 23.5% | -18.1% | -12.1% | -32.4% |
| Buses | 101 | 47 | 54 | 93 | 18 | 75 | 169 | 26 | 143 | -7.9% | -61.7% | 38.9% | 81.7% | 44.4% | 90.7% |
| Lorries | 1,484 | 585 | 899 | 1,641 | 641 | 1,000 | 1,606 | 623 | 983 | 10.6% | 9.6% | 11.2% | -2.1% | -2.8% | -1.7% |
| 2. Motorcycles > 50 cc | 1,287 | 1,185 | 102 | 1,423 | 1,312 | 111 | 2,335 | 2,237 | 98 | 10.6% | 10.7% | 8.8% | 64.1% | 70.5% | -11.7% |
| Prefecture of Attica | | | | | | | | | | | | | | | |
| Road Motor Vehicles,total | 6,269 | 4,990 | 1,279 | 7,449 | 5,900 | 1,549 | 7,310 | 5,963 | 1,347 | 18.8% | 18.2% | 21.1% | -1.9% | 1.1% | -13.0% |
| 1. Road motor cars | 5,554 | 4,291 | 1,263 | 6,651 | 5,140 | 1,511 | 6,038 | 4,730 | 1,308 | 19.8% | 19.8% | 19.6% | -9.2% | -8.0% | -13.4% |
| Passenger Cars | 4,996 | 3,993 | 1,003 | 6,014 | 4,813 | 1,201 | 5,265 | 4,338 | 927 | 20.4% | 20.5% | 19.7% | -12.5% | -9.9% | -22.8% |
| Buses | 28 | 12 | 16 | 29 | 7 | 22 | 60 | 4 | 56 | 3.6% | -41.7% | 37.5% | 106.9% | -42.9% | 154.5% |
| Lorries | 530 | 286 | 244 | 608 | 320 | 288 | 713 | 388 | 325 | 14.7% | 11.9% | 18.0% | 17.3% | 21.3% | 12.8% |
| 2. Motorcycles > 50 cc | 715 | 699 | 16 | 798 | 760 | 38 | 1,272 | 1,233 | 39 | 11.6% | 8.7% | 137.5% | 59.4% | 62.2% | 2.6% |

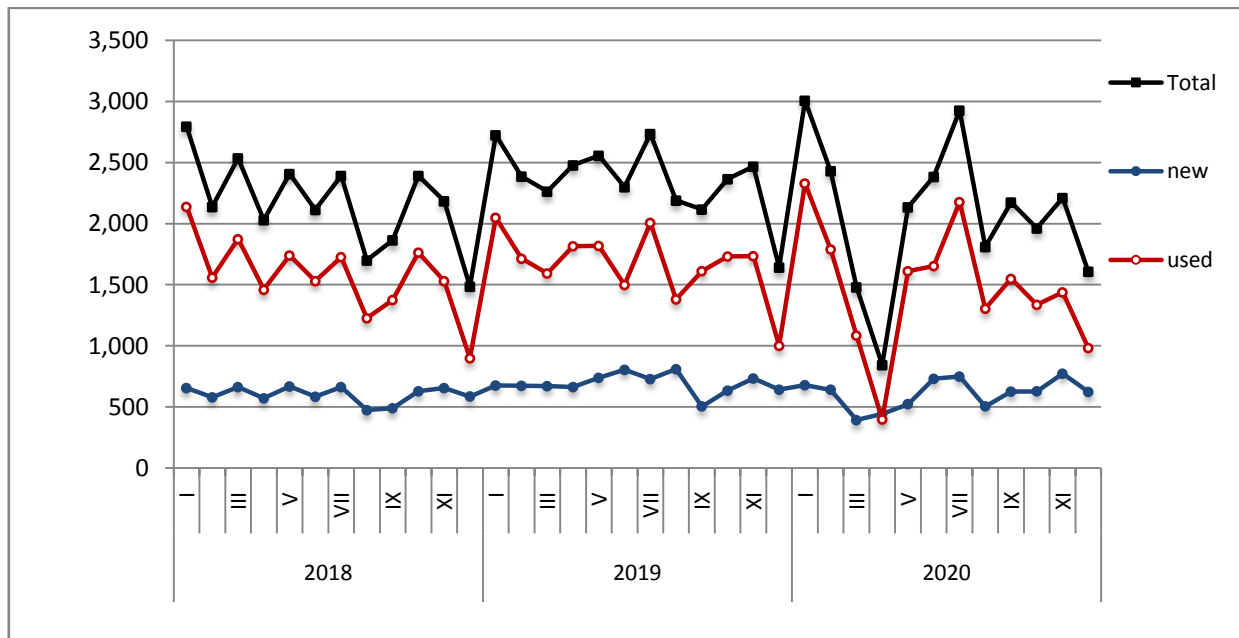
Table 2. Road motor vehicles, both new and used, put into circulation for the first time in Greece: January 2019 - December 2020

| Category of Road Motor Vehicles | Average Jan. 2019 - Dec. 2019 | | | Average Jan. 2020 - Dec. 2020 | | | Change (%) | | |
|---------------------------------|-------------------------------|--------|-------|-------------------------------|--------|-------|---|--------|--------|
| | | | | | | | Average Jan. 2020 - Dec. 2020 / Average Jan. 2019 - Dec. 2019 | | |
| | Total | New | Used | Total | New | Used | Total | New | Used |
| Greece, total | | | | | | | | | |
| Road Motor Vehicles,total | 21,392 | 13,396 | 7,996 | 16,763 | 10,221 | 6,542 | -21.6% | -23.7% | -18.2% |
| 1. Road motor cars | 17,912 | 10,220 | 7,692 | 13,549 | 7,266 | 6,283 | -24.4% | -28.9% | -18.3% |
| Passenger Cars | 15,427 | 9,501 | 5,926 | 11,335 | 6,633 | 4,702 | -26.5% | -30.2% | -20.7% |
| Buses | 133 | 30 | 103 | 134 | 24 | 110 | 0.8% | -20.0% | 6.8% |
| Lorries | 2,352 | 689 | 1,663 | 2,080 | 609 | 1,471 | -11.6% | -11.6% | -11.5% |
| 2. Motorcycles > 50 cc | 3,480 | 3,176 | 304 | 3,214 | 2,955 | 259 | -7.6% | -7.0% | -14.8% |

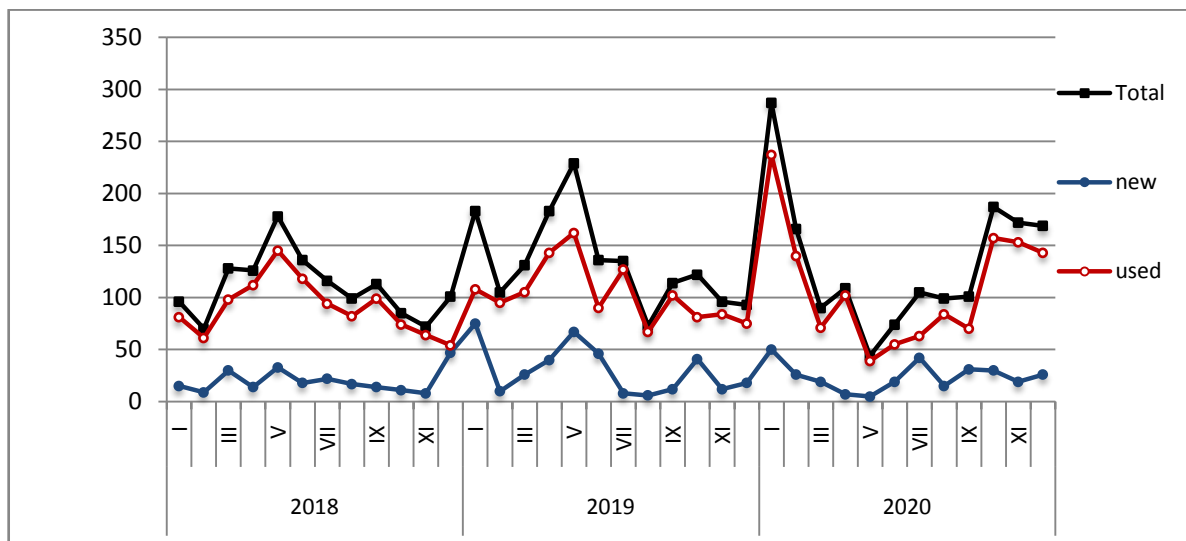
Graph 1: Passenger Cars (January 2018 – December 2020)



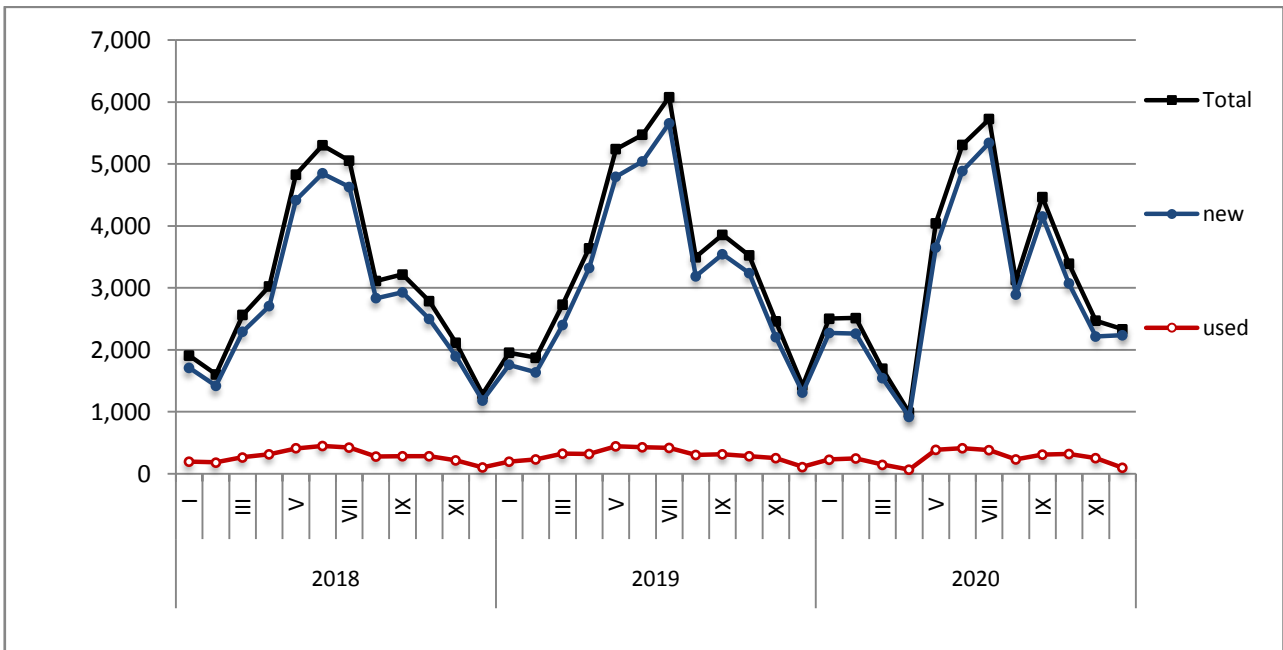
Graph 2: Lorries (January 2018 - December 2020)



Graph 3: Buses (January 2018 – December 2020)



Graph 4: Motorcycles (January 2018 – December 2020)



Graph 5: New Registrations of Motor Vehicles (December 2020)

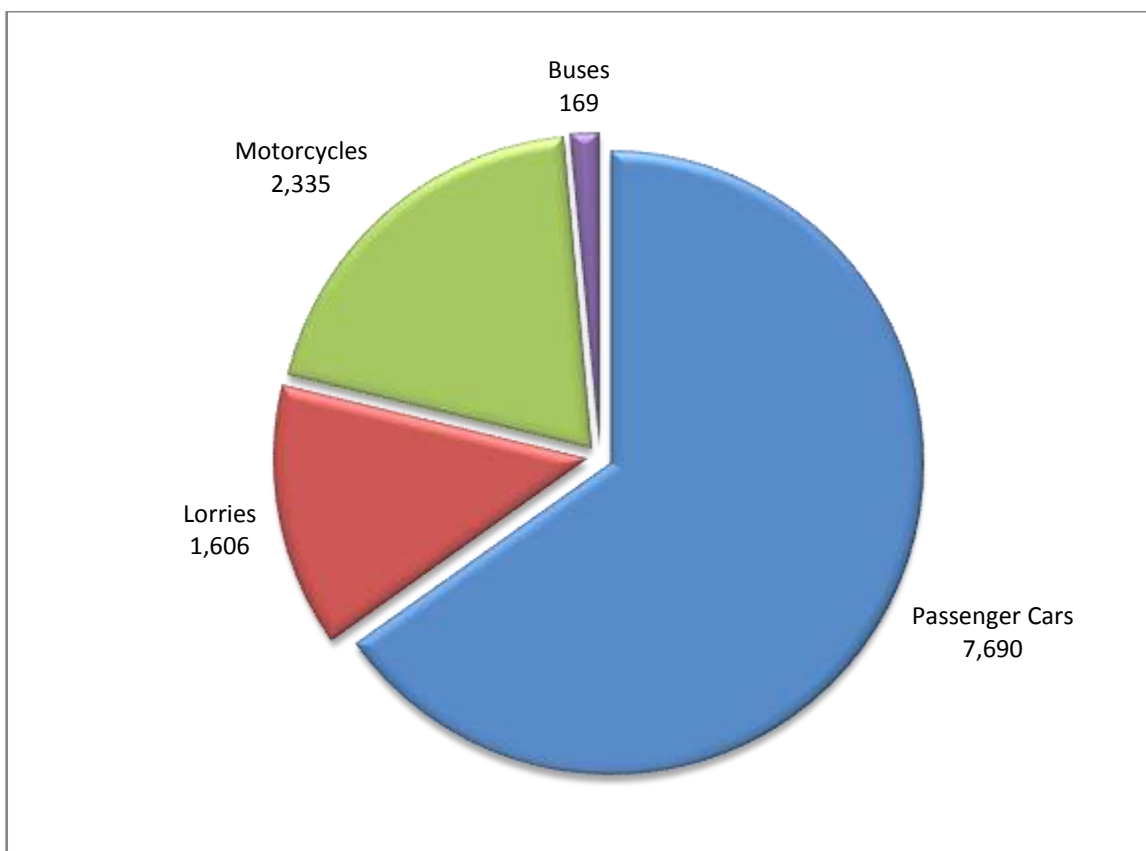
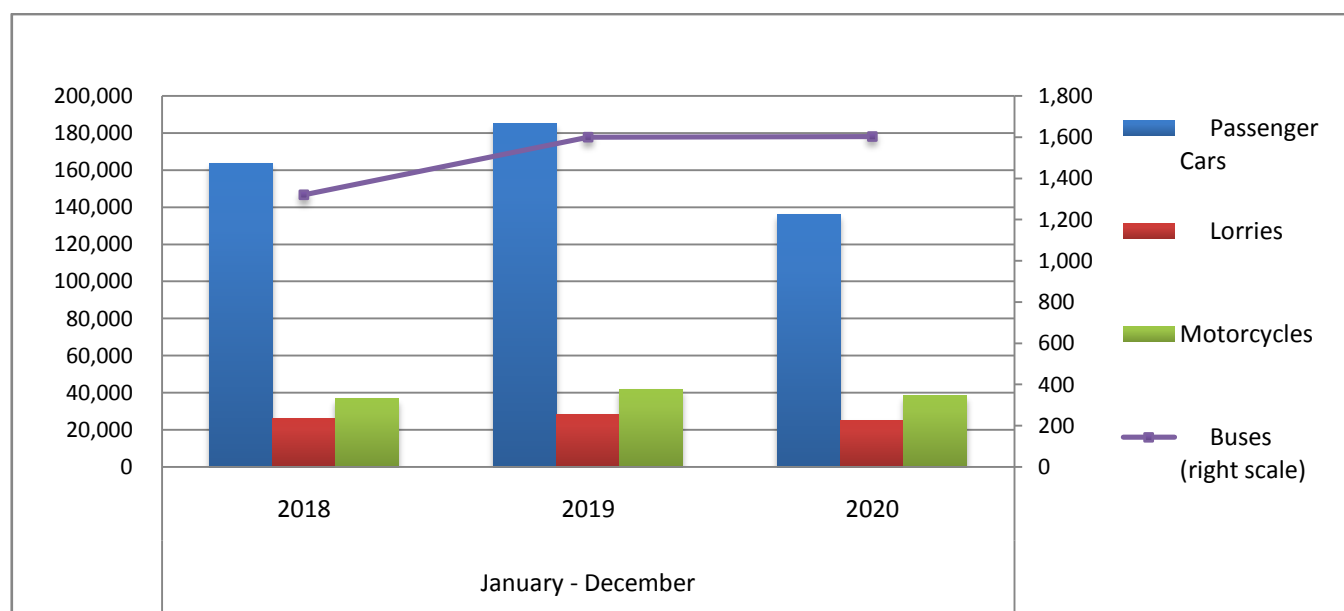


Table 3. Road motor vehicles, both new and used, put into circulation for the first time in Greece: January - December, years 2018 till 2020

| Category of Road Motor Vehicles | January - December | | | | | | | | | Change (%) | | | | | |
|---------------------------------|--------------------|---------|--------|---------|---------|--------|---------|---------|--------|------------|-------|-------|-----------|--------|--------|
| | 2018 | | | 2019 | | | 2020 | | | 2019/2018 | | | 2020/2019 | | |
| | Total | New | Used | Total | New | Used | Total | New | Used | Total | New | Used | Total | New | Used |
| Greece, total | | | | | | | | | | | | | | | |
| Road Motor Vehicles, total | 227,653 | 144,146 | 83,507 | 256,698 | 160,747 | 95,951 | 201,143 | 122,658 | 78,485 | 12.8% | 11.5% | 14.9% | -21.6% | -23.7% | -18.2% |
| 1. Road motor cars | 190,847 | 110,769 | 80,078 | 214,940 | 122,638 | 92,302 | 162,575 | 87,194 | 75,381 | 12.6% | 10.7% | 15.3% | -24.4% | -28.9% | -18.3% |
| Passenger Cars | 163,500 | 103,322 | 60,178 | 185,120 | 114,007 | 71,113 | 136,015 | 79,597 | 56,418 | 13.2% | 10.3% | 18.2% | -26.5% | -30.2% | -20.7% |
| Buses | 1,320 | 238 | 1,082 | 1,600 | 361 | 1,239 | 1,603 | 289 | 1,314 | 21.2% | 51.7% | 14.5% | 0.2% | -19.9% | 6.1% |
| Lorries | 26,027 | 7,209 | 18,818 | 28,220 | 8,270 | 19,950 | 24,957 | 7,308 | 17,649 | 8.4% | 14.7% | 6.0% | -11.6% | -11.6% | -11.5% |
| 2. Motorcycles > 50 cc | 36,806 | 33,377 | 3,429 | 41,758 | 38,109 | 3,649 | 38,568 | 35,464 | 3,104 | 13.5% | 14.2% | 6.4% | -7.6% | -6.9% | -14.9% |
| Prefecture of Attica | | | | | | | | | | | | | | | |
| Road Motor Vehicles, total | 115,868 | 88,302 | 27,566 | 129,917 | 98,662 | 31,255 | 101,897 | 75,247 | 26,650 | 12.1% | 11.7% | 13.4% | -21.6% | -23.7% | -14.7% |
| 1. Road motor cars | 100,084 | 73,085 | 26,999 | 111,120 | 80,642 | 30,478 | 83,040 | 57,262 | 25,778 | 11.0% | 10.3% | 12.9% | -25.3% | -29.0% | -15.4% |
| Passenger Cars | 92,020 | 69,432 | 22,588 | 101,734 | 76,205 | 25,529 | 73,867 | 52,896 | 20,971 | 10.6% | 9.8% | 13.0% | -27.4% | -30.6% | -17.9% |
| Buses | 499 | 86 | 413 | 575 | 171 | 404 | 605 | 109 | 496 | 15.2% | 98.8% | -2.2% | 5.2% | -36.3% | 22.8% |
| Lorries | 7,565 | 3,567 | 3,998 | 8,811 | 4,266 | 4,545 | 8,568 | 4,257 | 4,311 | 16.5% | 19.6% | 13.7% | -2.8% | -0.2% | -5.1% |
| 2. Motorcycles > 50 cc | 15,784 | 15,217 | 567 | 18,797 | 18,020 | 777 | 18,857 | 17,985 | 872 | 19.1% | 18.4% | 37.0% | 0.3% | -0.2% | 12.2% |

Graph 6. New Motor Vehicles Circulation Licenses: January – December, years 2018 till 2020



Graph 7. New Registrations of Motor Vehicles: January - December 2020

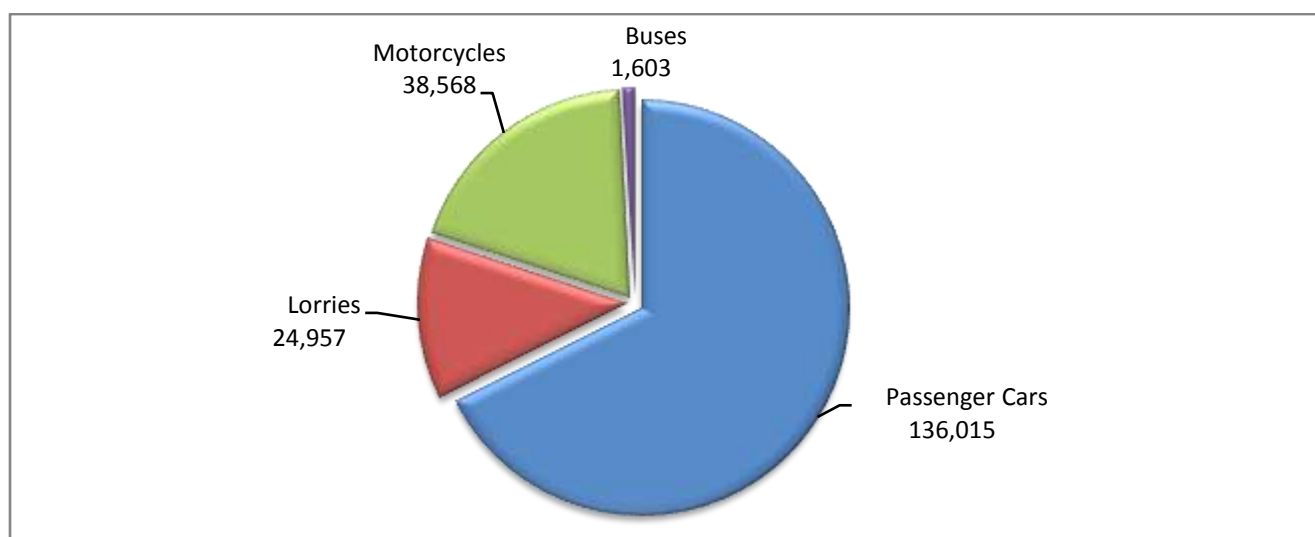


Table 4
Sales of new and used passenger cars by make: December 2020 and January - December 2020

| Make | Passenger cars | | | |
|--|----------------|------|--------------------|-------|
| | December | | January - December | |
| | new | used | new | used |
| ALFA LANCIA | - | - | - | 1 |
| ALFA ROMEO | 7 | 20 | 194 | 599 |
| ALPINA | - | - | 1 | - |
| ALPINE | - | - | - | 1 |
| ASTON MARTIN | - | - | - | 4 |
| AUDI | 155 | 40 | 2,696 | 523 |
| AUSTIN | - | - | - | 2 |
| BEACH BAGGY | - | - | - | 1 |
| BENTLEY | - | - | 4 | 5 |
| BMW | 338 | 74 | 3,140 | 906 |
| BMW, MINI | - | - | - | 2 |
| BOLLORE | - | - | - | 1 |
| BUGATTI | - | - | - | 1 |
| CADILLAC | - | - | - | 4 |
| CAPRON | - | - | - | 1 |
| CHEVROLET | - | 12 | 2 | 762 |
| CHEVROLET, BUICK, PONTIAC, SUZUKI, DAEWOO, HOLTEN, GMC | - | - | - | 1 |
| CHEVROLET, GMC, HOLDEN, DAEWOO | - | - | - | 1 |
| CHRYSLER | - | - | - | 4 |
| CITROEN | 65 | 44 | 1,791 | 1,977 |
| CITROEN / DS | 140 | - | 1,643 | 8 |
| CUPRA | - | - | 1 | - |
| DACIA | 38 | 19 | 1,605 | 428 |
| DAIHATSU | - | 4 | - | 460 |
| DETHLEFFS | - | - | - | 34 |
| DFM | - | - | 1 | - |
| DODGE | - | - | - | 5 |
| DR MOTOR | - | - | - | 3 |
| DS | 16 | - | 280 | 5 |
| ESAGONO ENERGIA srl ¹ | - | - | 1 | - |
| FERRARI | - | - | - | 16 |
| FIAT | 497 | 96 | 2,860 | 3,980 |
| FORD | 236 | 151 | 2,794 | 4,265 |
| FORD WERKE AG/A.RIMOR S.p.A. | - | - | - | 1 |
| GREAT WALL MOTO | - | - | - | 2 |
| HOBBY | - | - | - | 1 |
| HONDA | 27 | 18 | 401 | 1,061 |
| HUMER | - | - | - | 1 |
| HYMER | - | - | - | 2 |
| HYUNDAI | 93 | 133 | 5,152 | 3,222 |
| IMPREZA | - | - | - | 1 |
| INFINITI | - | - | - | 1 |
| ISUZU | - | - | - | 3 |
| JAGUAR | 3 | 2 | 89 | 40 |
| JEEP | 85 | - | 912 | 90 |
| KIA | 93 | 18 | 2,410 | 944 |
| LADA | - | - | - | 7 |

Table 4 (cont)
Sales of new and used passenger cars by make: December 2020 and January - December 2020

| Make | Passenger cars | | | |
|---|----------------|------|--------------------|-------|
| | December | | January - December | |
| | new | used | new | used |
| LAMBORGHINI | - | - | - | 7 |
| LANCIA | - | 5 | - | 292 |
| LAND ROVER | 100 | 18 | 356 | 279 |
| LES DAUPHINS | - | - | - | 1 |
| LEXUS | 2 | 3 | 88 | 42 |
| LINCOLN | - | - | - | 2 |
| LOTUS | - | - | - | 1 |
| MASERATI | 1 | - | 1 | 7 |
| MATRA | - | - | - | 1 |
| MAZDA | 17 | 1 | 197 | 396 |
| MCLAREN | - | 1 | - | 2 |
| MERCEDES | 305 | 108 | 3,572 | 1,889 |
| MERCEDES ¹ | 2 | - | 8 | - |
| MG | - | - | - | 2 |
| MINI | 229 | 15 | 1,611 | 350 |
| MITSUBISHI | 5 | 16 | 443 | 803 |
| MPM MOTORS | - | - | - | 1 |
| NISSAN | 311 | 140 | 4,375 | 3,465 |
| NISSAN ¹ | - | - | 1 | - |
| OPEL | 590 | 136 | 5,050 | 5,751 |
| PEUGEOT | 276 | 71 | 7,259 | 1,922 |
| PEUGEOT ² | - | - | 2 | - |
| PEUGEOT, CITROEN | - | - | 5 | - |
| PIAGGIO | - | - | - | 1 |
| PIPER | - | - | - | 1 |
| POESSL | - | - | - | 1 |
| PONTIAC | - | - | - | 1 |
| PORSCHE | 10 | 18 | 106 | 274 |
| PSA AUTOMOBILES | 1 | - | 26 | - |
| RANGE ROVER | - | 1 | 9 | 6 |
| RC FISHER A/S | - | - | - | 1 |
| RENAULT | 164 | 158 | 3,252 | 2,896 |
| RIMOR, XGO, BLUCAMP, KENTUCKY CAMP, AHORN | - | - | 1 | - |
| ROLLS ROYCE | - | - | - | 3 |
| ROVER | - | - | - | 2 |
| SAAB | - | - | - | 6 |
| SEA / MOBILVETT | - | - | - | 19 |
| SEA S.P.A | - | - | - | 1 |
| SEAT | 107 | 23 | 1,620 | 511 |
| SKODA | 291 | 85 | 3,217 | 1,127 |
| SMART | 11 | 98 | 35 | 1,943 |
| SSANGYONG | - | - | - | 2 |
| SUBARU | 4 | 1 | 38 | 52 |
| SUZUKI | 160 | 54 | 3,697 | 1,967 |
| TALBOT | - | - | - | 1 |
| TATA | - | - | - | 2 |

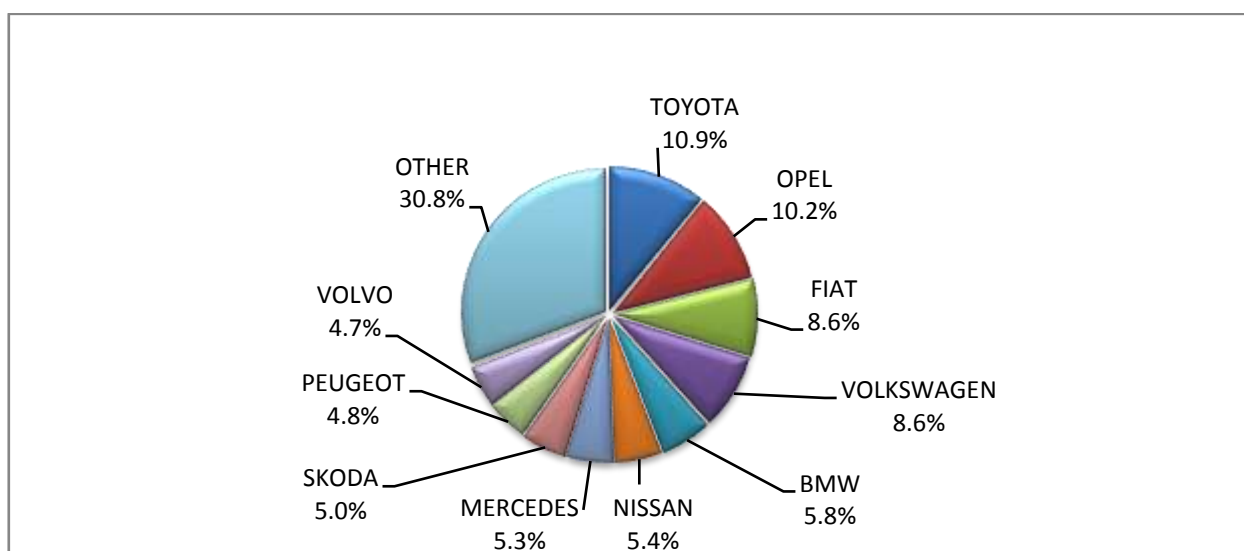
Table 4 (cont)
Sales of new and used passenger cars by make: December 2020 and January - December 2020

| Make | Passenger cars | | | |
|-------------------------|----------------|--------------|--------------------|---------------|
| | December | | January - December | |
| | new | used | new | used |
| TESLA MOTORS | 13 | 2 | 22 | 16 |
| TOYOTA | 631 | 213 | 10,263 | 10,373 |
| TRIUMPH | - | - | - | 1 |
| TUSCAN | - | - | - | 1 |
| VINDICATOR | - | - | - | 1 |
| VOLKSWAGEN | 496 | 96 | 6,888 | 2,489 |
| VOLKSWAGEN ¹ | - | 1 | 2 | 2 |
| VOLVO | 272 | 4 | 1,476 | 128 |
| ZASTAVA | - | - | - | 1 |
| TOTAL | 5,791 | 1,899 | 79,597 | 56,418 |

1 : With 2nd/3rd stage manufacturer in Greece.

2 : With 2nd/3rd stage manufacturer abroad.

Graph 8. Sales of new passenger cars by make (December 2020)



Graph 9. Sales of new passenger cars by make (January - December 2020)

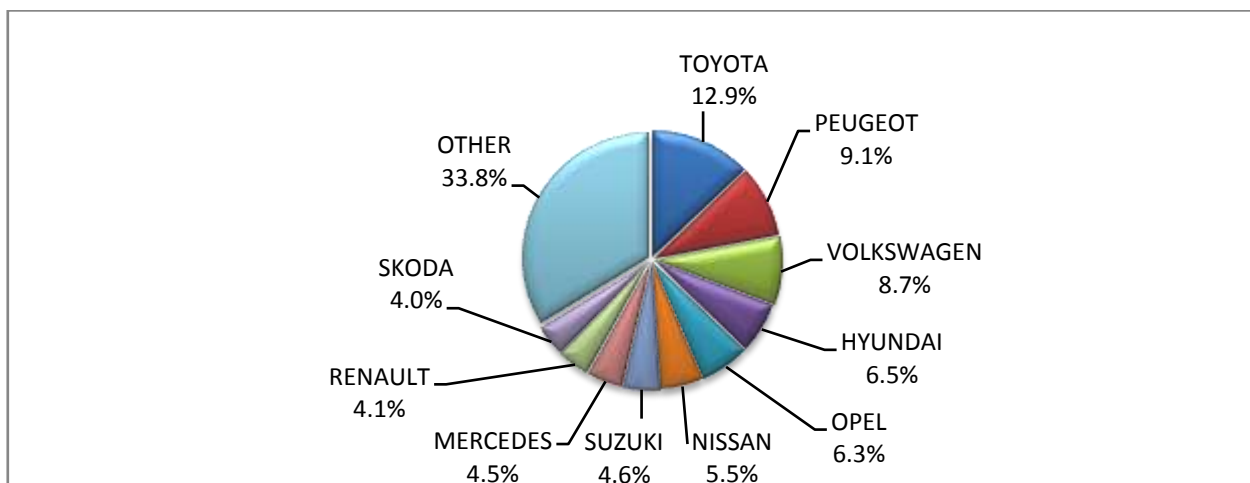


Table 5
Sales of new and used lorries by make: December 2020 and January - December 2020

| Make | Lorries | | | |
|----------------------------|----------|------|--------------------|-------|
| | December | | January - December | |
| | new | used | new | used |
| ASTRA | - | - | - | 1 |
| AUDI | - | 1 | - | 1 |
| AUTO UNION | - | - | - | 2 |
| BMW | - | 1 | - | 6 |
| BREMACK | - | - | - | 1 |
| CHEVROLET | - | - | - | 5 |
| CHRYSLER | - | - | - | 2 |
| CITROEN | 45 | 31 | 564 | 491 |
| CITROEN ¹ | - | - | 8 | - |
| DACIA | 13 | 2 | 240 | 46 |
| DAF | - | 14 | 7 | 365 |
| DAF ¹ | 3 | - | 39 | - |
| DODGE | - | - | - | 10 |
| FCA US LLC | - | 1 | - | 3 |
| FIAT | 132 | 120 | 1,081 | 2,069 |
| FIAT DUCATO ¹ | - | - | 1 | - |
| FIAT-IVECO | - | 5 | - | 48 |
| FORD | 175 | 147 | 1,505 | 2,138 |
| FORD ¹ | 2 | - | 36 | 3 |
| GOUPIL, MEGA, POLARIS, GEM | - | - | 1 | - |
| GREAT WALL MOTOR | - | - | - | 2 |
| HYUNDAI | 1 | 2 | 1 | 57 |
| ISUZU | 3 | 12 | 74 | 283 |
| ISUZU ¹ | - | - | 3 | - |
| IVECO | - | 10 | 18 | 291 |
| IVECO ¹ | 1 | - | 78 | 3 |
| IVECO MAGIRUS | - | 1 | - | 27 |
| IVECO MAGIRUS ¹ | 3 | - | 3 | - |
| JEEP | - | - | - | 1 |
| KIA | - | - | - | 15 |
| LAND ROVER | - | - | - | 16 |
| LIAZ | - | - | - | 1 |
| MAGIRUS | - | - | - | 1 |
| MAN | - | 20 | 21 | 688 |
| MAN ¹ | 1 | - | 42 | 1 |
| MAXUS , LDV | - | - | 1 | - |
| MAZDA | - | 7 | 2 | 235 |
| MERCEDES | 40 | 235 | 384 | 3,850 |
| MERCEDES ¹ | 9 | 2 | 195 | 12 |
| MITSUBISHI | 15 | 31 | 224 | 569 |
| MITSUBISHI ¹ | 2 | - | 68 | 1 |
| MITSUBISHI ² | - | - | 4 | - |
| MULTICAR | - | - | 1 | - |
| NISSAN | 29 | 59 | 420 | 1,000 |

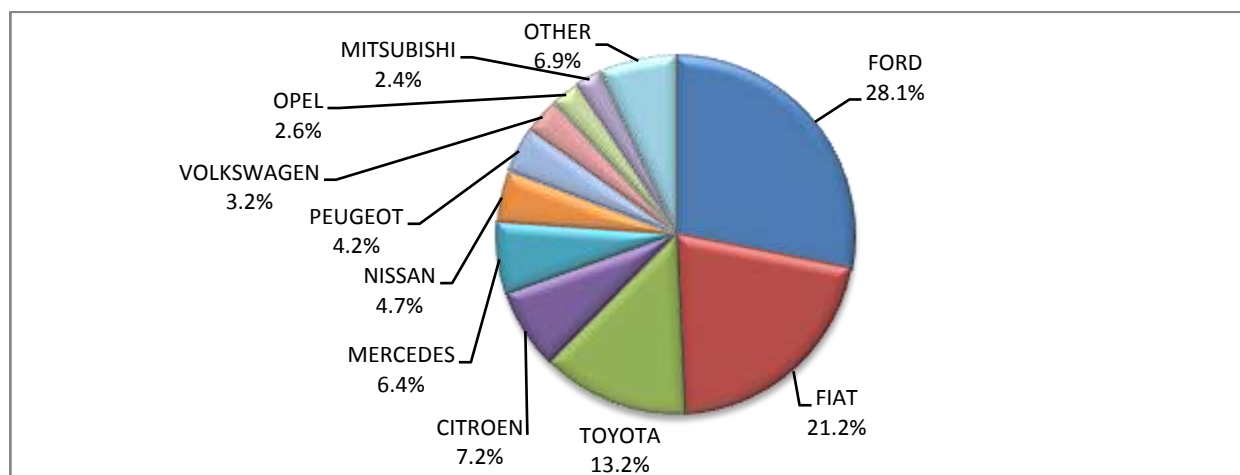
Table 5 (cont)
Sales of new and used lorries by make: December 2020 and January - December 2020

| Make | Lorries | | | |
|---------------------------|------------|------------|--------------------|---------------|
| | December | | January - December | |
| | new | used | new | used |
| NISSAN ¹ | - | - | 4 | - |
| OAF | - | 1 | - | 2 |
| OPEL | 16 | 37 | 124 | 690 |
| PEUGEOT | 26 | 49 | 769 | 533 |
| PEUGEOT ¹ | - | - | 1 | - |
| PFAU | - | - | - | 8 |
| PIAGGIO | 1 | 1 | 54 | 34 |
| PIAGGIO ¹ | - | - | 5 | - |
| PORSCHE | - | - | - | 1 |
| RAUSCH GMBH | - | - | - | 1 |
| RENAULT | - | 55 | 16 | 907 |
| ROSSI OLEODINAMICA S.R.L. | - | - | 1 | - |
| SCANIA | - | 27 | 11 | 613 |
| SCANIA ¹ | 3 | - | 9 | 1 |
| SCHMITZ CARGOBULL | - | - | - | 1 |
| SEAT | - | 1 | - | 16 |
| SKODA | - | 1 | - | 32 |
| SSANGYONG | - | - | - | 5 |
| SUZUKI | - | - | - | 1 |
| TATA | - | - | - | 7 |
| TOYOTA | 82 | 29 | 923 | 583 |
| VOLKSWAGEN | 20 | 40 | 332 | 882 |
| VOLKSWAGEN ¹ | - | - | 4 | - |
| VOLVO | - | 41 | 31 | 1,087 |
| VOLVO ¹ | 1 | - | 3 | 1 |
| TOTAL | 623 | 983 | 7,308 | 17,649 |

1 : With 2nd/3rd stage manufacturer in Greece.

2 : With 2nd/3rd stage manufacturer abroad.

Graph 10. Sales of new lorries by make (December 2020)



Graph 11. Sales of new lorries by make (January - December 2020)

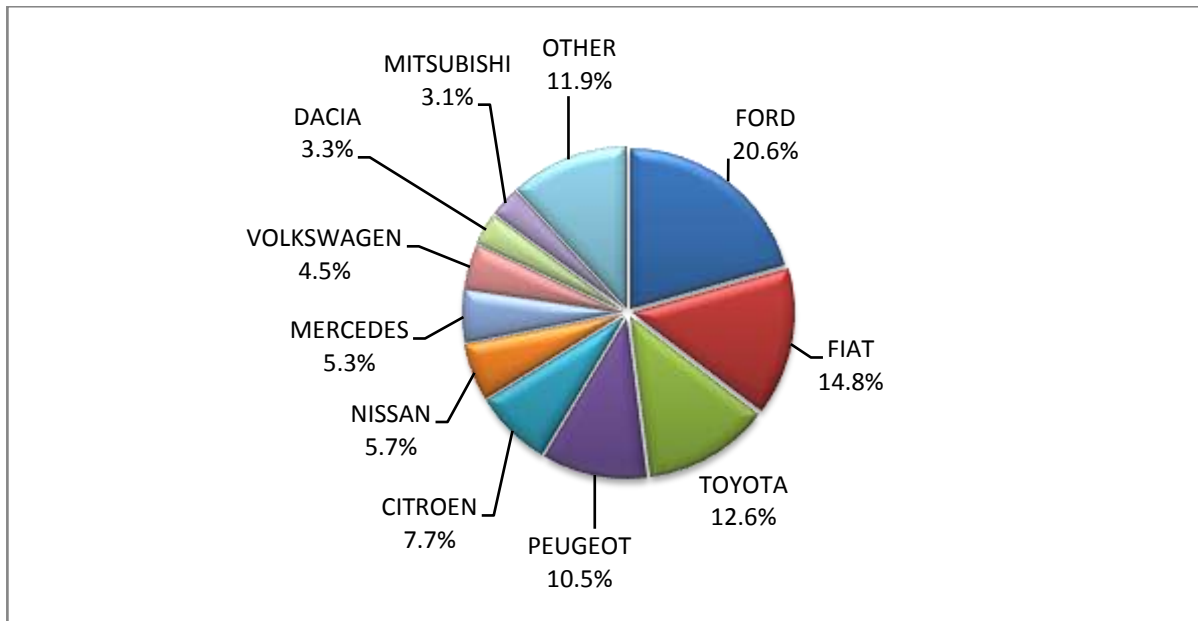


Table 6
Sales of new and used buses by make: December 2020 and January - December 2020

| Make | Buses | | | |
|-----------------------|----------|------|--------------------|------|
| | December | | January - December | |
| | new | used | new | used |
| BMW ² | - | - | 1 | - |
| BOVA | - | 10 | - | 87 |
| DAF | - | - | - | 2 |
| EVOBUS | - | - | - | 8 |
| FIAT | - | - | - | 2 |
| FIAT IVECO | - | - | - | 2 |
| FIAT ² | - | - | 5 | - |
| FORD | - | - | 12 | 11 |
| HEULIEZ | - | - | - | 1 |
| IRISBUS | - | - | - | 3 |
| IRIZAR | 2 | - | 2 | - |
| ISUZU | - | - | 1 | 1 |
| IVECO | - | - | 2 | 10 |
| KASSBOHRER | - | - | - | 1 |
| MAN | 2 | 15 | 32 | 193 |
| MAN/NEOPLAN | - | - | 3 | 10 |
| MERCEDES | 15 | 80 | 32 | 751 |
| MERCEDES ¹ | 5 | 2 | 106 | 10 |
| MERCEDES ² | 0 | 1 | 34 | 5 |
| NEOPLAN | - | 1 | 10 | 25 |
| OTOKAR | - | - | 2 | 2 |
| PEUGEOT | - | - | - | 2 |
| RENAULT | - | - | - | 2 |

Table 6 (cont)
Sales of new and used buses by make: December 2020 and January - December 2020

| Make | Buses | | | |
|-------------------------|-----------|------------|--------------------|--------------|
| | December | | January - December | |
| | new | used | new | used |
| SCANIA | - | 1 | - | 16 |
| SCANIA ² | - | - | 9 | 2 |
| SETRA | 2 | 6 | 12 | 56 |
| SOLARIS | - | 17 | - | 38 |
| TECNOBUS S.P.A. | - | - | 2 | - |
| TEMSA | - | 5 | 9 | 37 |
| UNVI | - | - | 1 | - |
| VAN HOOL | - | - | - | 6 |
| VDL BERKHOFERN | - | - | - | 1 |
| VOLKSWAGEN | - | - | - | 9 |
| VOLKSWAGEN ¹ | - | - | - | 1 |
| VOLVO | - | 5 | - | 12 |
| VOLVO / IRIZAR | - | - | 14 | - |
| XIAMEN KING LONG | - | - | - | 7 |
| YUTONG | - | - | - | 1 |
| TOTAL | 26 | 143 | 289 | 1,314 |

1 : With 2nd/3rd stage manufacturer in Greece.

2 : With 2nd/3rd stage manufacturer abroad.

Graph 12. Sales of new buses by make (January - December 2020)

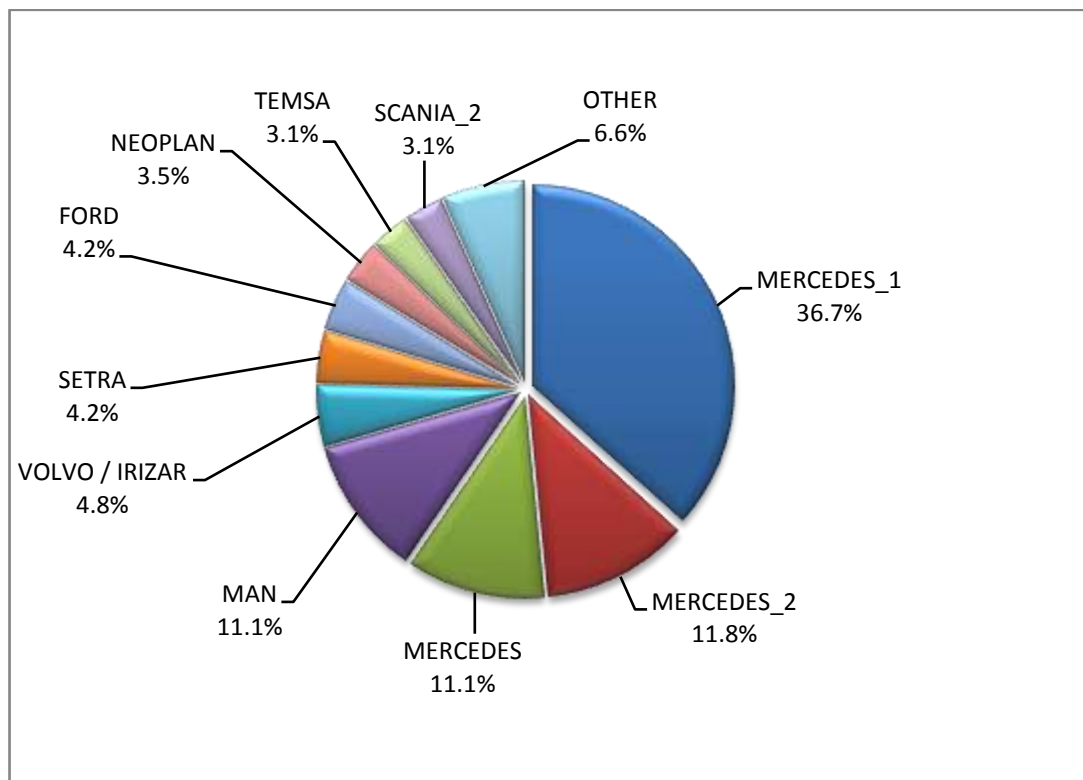


Table 7

Sales of new and used motorcycles by make or manufacturer: December 2020 and January - December 2020

| Make | Motorcycles | | | |
|---|-------------|------|--------------------|------|
| | December | | January - December | |
| | new | used | new | used |
| ABAT, ANGELL, AKUMOTO, LYNX | - | - | - | 1 |
| ADIVA | - | - | - | 2 |
| AEON MOTOR | - | - | - | 1 |
| AGUSTA MV | - | - | - | 1 |
| APRILIA | 1 | 5 | 25 | 67 |
| ASKOLL | - | - | 1 | - |
| AYO, HAOJIANG, ZHONGYU, THUMP, THUMPSTAR, KIDEN, ZONTES, Junak, SENKE, TANNY, TYAN, ROMET, ROMET MOTORS, ROUTER | - | - | 3 | - |
| BAJAJ | 5 | - | 35 | 3 |
| BAOTIAN, SUPERKING, WALTON, HONDA | - | - | 1 | 2 |
| BASHAN | - | - | 3 | - |
| BASHAN, AMGroup, AMGroup Bike, DON, IRBIS, WORKER BEAR, Nomik ATV 2 | 1 | - | 6 | 1 |
| BASHAN, AMGroup, AMGroup Bike, DON, RBIS, WORKER BEAR, Nomik ATV 2, APACHI, ISILDAR | - | - | 11 | - |
| BELGARDA SPA | - | - | - | 2 |
| BENELLI | 5 | 2 | 294 | 8 |
| BETA | 1 | 1 | 55 | 5 |
| BIG DOG | - | - | - | 2 |
| BMW | 30 | 6 | 631 | 155 |
| BOMBARDIER RECREATIONAL PRODUCTS ING (BRP) | - | - | 11 | 2 |
| BRIXTON | 3 | - | 76 | - |
| CAGIVA | - | - | - | 1 |
| CAN AM | - | - | - | 1 |
| CFMOTO | 17 | 1 | 204 | 2 |
| CFMOTO, GOES | 10 | - | 60 | 1 |
| CG | 1 | - | 1 | 1 |
| CHANGJIANG | - | - | 2 | - |
| CHONGQING BASHAN | - | - | - | 1 |
| CLUB CAR, LLC | - | - | - | 1 |
| DADYW | - | - | - | 1 |
| DAELIM | - | - | 14 | 3 |
| DAYANG | - | - | 1 | - |
| DAYANG, DAYTONA MOTORS, NIPPONIA, KUBA | 34 | 1 | 668 | 13 |
| DAYANG, DAYTONA MOTORS, NIPPONIA, SALCANO | 207 | 1 | 3,074 | 38 |
| DAYANG, ECOCREMO, ECOOTER, ECOOTOR,AGM, ORCAL, SUMCO | - | - | 11 | 1 |
| DERBI | 1 | - | 1 | 1 |
| DNEPR | - | 1 | - | 1 |
| DUCATI | 9 | 1 | 140 | 48 |
| EAGLE | - | - | - | 1 |
| EFUN | 1 | - | 1 | - |
| EFUN, PULSE, ZAP | - | - | 1 | - |
| EFUN, ZAP | 1 | - | 14 | 1 |
| EVA, EMBUGGY, VINTAGE, EVANGEL | - | - | 13 | - |
| FANTIC MOTOR | 4 | - | 7 | 1 |
| FD MOTORS, FASPIDER | 2 | - | 14 | - |
| GAIA, SATURN, LTO ORION | - | - | 2 | - |
| GARIA | - | - | 2 | - |

Table 7 (cont)

Sales of new and used motorcycles by make or manufacturer: December 2020 and January - December 2020

| Make | Motorcycles | | | |
|---|-------------|------|--------------------|------|
| | December | | January - December | |
| | new | used | new | used |
| GAS GAS | - | - | 1 | - |
| GEM | 3 | - | 3 | - |
| GILERA, PIAGGIO | - | - | - | 8 |
| HANWAY, MASAI, JUNAK, Motorini, STMAX, ROMET, CLS, ROMET MOTORS, GEMINI, RIVERO | 3 | - | 13 | - |
| HAOJIAN, ZONTES, TAYO, Sharpon, IFINO, KIDEN, ZHONGYU, CUBTOM, DIYUN, NAMIN, TIM DERVI, VUKA, THUMP, RIPPER | - | - | 8 | - |
| HARLEY DAVIDSON | 4 | - | 72 | 89 |
| HER CHEE, ADLY MOTO, MOTO ROMA | - | 1 | - | 1 |
| HESHAN, GOUJI, NANLIAN, MOTORCYCLE INDUSTRY, ORCAL, AIS, HERALD MOTOR COMPANY, MACBOR, MOTOB | 1 | - | 8 | - |
| HONDA | 148 | 16 | 2,816 | 504 |
| HORWIN | 1 | - | 3 | - |
| HSUN | - | - | - | 1 |
| HSUN, HISUN, APACHI, Mx, MASAI, HYTRACK, TRAPPER, PUMAREX, GEON, ASYAMOTOR, DAYTONA MOTORS, KRAL | 4 | - | 45 | - |
| HUAIHAI, ZONGSHEN, MOTOLUX, ALFMOTO, MOTODELL, MOTOMZ, MEEZ, MEZZ, FAYTON | 2 | - | 2 | - |
| HUONIAO, DH.HAOTIAN, MOTORINI, PEGASUS, MASH | 1 | - | 6 | - |
| HUSABERG | - | - | - | 8 |
| HUSQVARNA | 4 | - | 51 | 13 |
| HYOSUNG | - | - | - | 2 |
| HYOSUNG & S&T KANUNI | - | - | 6 | - |
| IANYING, TYM, XINBEN, TEYIN, RIYA, ONGYUNDA, SANBEN, ALFA, Senzo, La Souris, TCB, KENTOYA | - | - | 25 | - |
| INDIAN MOTORCYCLE | 1 | - | 21 | 1 |
| ITALCAR | - | - | 1 | - |
| JIAJI, HUATIAN, FEILING, LINTEX, GOMAX, SOMOTO, TECHMOOVE, TAURIS | - | - | 1 | 1 |
| JIAJUE, JINDING, LANYING, DHS, MIROMOTO, ALPHAMOTO, SPRINT, QLINK, MAXON, RICH MOTORS, EUROCKA(CKA), PEDA | - | - | 1 | - |
| JIAJUE, JOYRACE, MAXON, GINEVA MOTO, MONDIAL, UGUR, DERRACE, VIARELLI, Berini, MAGPOWER, ROMET MOTORS | - | - | 13 | - |
| JIANSHE | - | - | 2 | - |
| JIAYUAN | 5 | - | 36 | - |
| JINCHENG | 2 | - | 2 | - |
| JINLANG, ZUNDAPP, XHODNA, APGmoto, COLIBRI, RAZORY, VIARELLI, SUMCO, FLEX TECH, IVA, TNT moto | 1 | - | 7 | - |
| JINLING | - | - | - | 2 |
| JINMA, RUNHORSE, FARAD, hopster, DuroCar | 1 | - | 1 | - |
| KARYA | - | - | - | 1 |
| KAWASAKI | 7 | 1 | 190 | 70 |
| KEEWAY | - | - | - | 2 |
| KEWET | - | - | - | 1 |
| KL | - | - | 1 | - |
| KTM | 17 | 4 | 343 | 63 |
| KWANG YANG | - | - | - | 22 |
| KYMCO | 54 | 15 | 2,021 | 390 |
| LAMBRETTA | - | - | 7 | 1 |
| LEXMOTO | - | - | - | 1 |

Table 7 (cont)

Sales of new and used motorcycles by make or manufacturer: December 2020 and January - December 2020

| Make | Motorcycles | | | |
|---|-------------|------|--------------------|------|
| | December | | January - December | |
| | new | used | new | used |
| LIFAN, HONLEI, SKYGO, BISAN-LIFAN | - | - | 1 | - |
| LIGIER | - | - | - | 1 |
| Lingzhida, LINZDA, LINDN, LINYI, LONGMAO, NLIGHT | 1 | - | 15 | - |
| LINHAI, KUBA, ONLINE, LHY | - | - | 4 | 3 |
| LML | - | - | - | 2 |
| LONCIN, KUBA, RKS, ITALIKA, SUNRACE, SKY, MALAGUTI, SUPERBIKE, ROCKET, NOVELBAT, TIGERMOTO, GREEN, TRIDIAMOND | - | - | 6 | - |
| LONCIN, VOGUE, KUBA, RKS, ITALIKA, SUNRACE, SKY, MALAGUTI, SUPERBIKE, ROCKET, NOVELBAT | 1 | - | 26 | - |
| LONCIN,KUBA,RKS,ITALIKA,SUNRACE,SKY,MALAGUTI,SUPERBIKE,ROCKET,NOVELBAT,TIGERMOTO,GREEN | 1 | - | 18 | - |
| LONCIN,VOGE,KUBA,RKS,ITALIKA,SUNRACE,SKY,MALAGUTI,SUPERBIKE,ROCKET,NOVELBAT,TIGERMOTO | 1 | - | 3 | - |
| LONGJIA, ITALJET, ORCAL, BEELINE | 1 | - | 9 | - |
| LONGJIA, ITALJET, ORCAL, BEELINE, ROMET MOTORS, GEMINI, LEXMOTO, JAHANRO, VGA, DAYTONA MOTORS | 3 | - | 8 | - |
| LONGJIA, lexmoto, Gemini, MH Motorcycles, MONDIAL, Jahanro, UM, ORCAL, VGA, NECO, ALFASCOOTERS, ROMET MOTORS | 1 | - | 7 | - |
| LONGJIA, ORCAL, TNT MOTOR, BEELINE, VGA, ITALJET, GEMINI, lexmoto, Jahanro, italo, NECO | 5 | - | 75 | - |
| MALAGUTI | - | 1 | - | 10 |
| MATCHLESS | - | - | - | 1 |
| MBK | - | 1 | 9 | 21 |
| MELEX | - | - | 2 | - |
| MESSERSCHMITT | - | - | - | 1 |
| MG MOTO | 2 | - | 32 | - |
| MGK HM | 259 | - | 2,285 | 23 |
| MODENAS | - | - | - | 3 |
| MONDIAL, PELPI INTERNATIONAL | - | - | 11 | - |
| MONTESA | - | - | 2 | - |
| MOTO GUZZI | - | - | 28 | 1 |
| MOTO S.P.A | 1 | - | 5 | - |
| MV AGUSTA | - | - | 5 | 1 |
| NIPPONIA | - | - | - | 1 |
| NIU, NUUV | 1 | - | 31 | - |
| NORTON | - | - | - | 1 |
| NOUN ELECTRIC | - | - | 1 | - |
| PEUGEOT | 5 | 1 | 135 | 16 |
| PGO | 1 | - | 1 | - |
| PIAGGIO | 243 | 7 | 5,972 | 399 |
| PIONEER, LEXMOTO, PULSE,BULLIT, HERALD, WOTTAN, EURO MOTORS, VERVEMOTO, SP BIKE, EXPLORER, RIDE | - | - | 1 | - |
| POLARIS | 1 | - | 24 | 4 |
| QINGQI | - | - | 2 | - |
| QINGQI, CLEVELAND, CYCLEWERKS ACE, CLEVELAND ACE, CLEVELAND CYCLEWERKS ACE DELUXE | - | - | 1 | - |
| QINGQI, KADIRGA | 1 | - | 1 | - |
| QJ, QIANG, KEEWAY, LEONE, KUBA, RKS, BENELLI, VENGO | 2 | - | 26 | 1 |
| QJ, QIANG, KEEWAY, LEONE, KUBA, RKS, TELL, EMPIRE KEEWAY, BENELLI, VENGO | 9 | - | 71 | 1 |

Table 7 (cont)

Sales of new and used motorcycles by make or manufacturer: December 2020 and January - December 2020

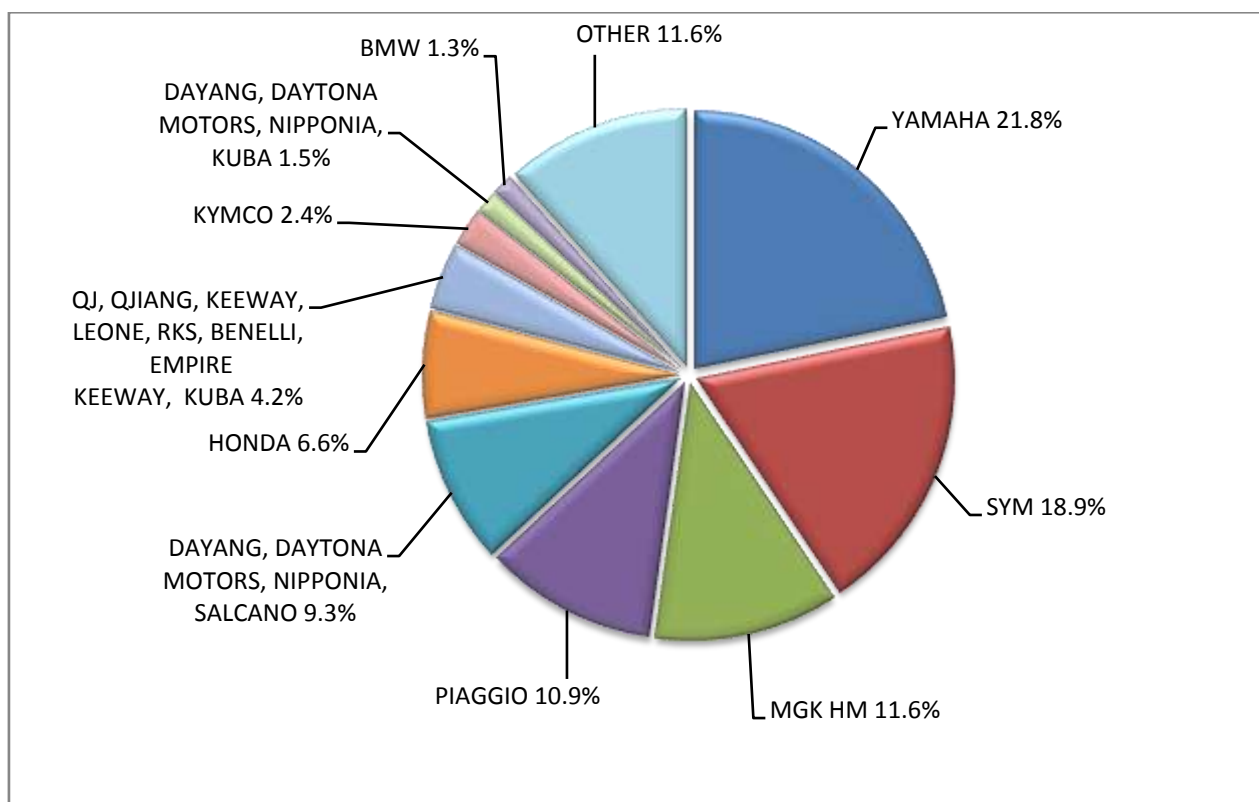
| Make | Motorcycles | | | |
|--|-------------|------|--------------------|------|
| | December | | January - December | |
| | new | used | new | used |
| QJ, QIANG, KEEWAY, LEONE, RKS, BENELLI, EMPIRE KEEWAY, KUBA | 93 | 1 | 468 | 6 |
| QJ, QIANG, KEEWAY, LEONE, tell, KUBA, RKS, BENELLI, VENGO | 2 | - | 16 | - |
| QUADRO VEHICLES | - | - | 21 | - |
| QUADRO, QUADRO VEHICLES | - | - | 20 | - |
| RENAULT | - | 1 | 3 | 2 |
| RENLI | - | - | 18 | - |
| REX | - | - | - | 1 |
| RIYA, HONLING, YAMAKOYO, TIANYING, GOES, SANYOU, BM, FUN BIKE, WOTTA | - | - | 1 | - |
| ROYAL ENFIELD | 1 | - | 19 | 5 |
| Royalloy,Royal Alloy,RA,SCOMADI,VALENTINO,VALENTINO MOTORI | 3 | - | 25 | 1 |
| SACHS | - | - | - | 1 |
| SAHSUVAROGLU | - | - | - | 1 |
| SAKURA, GOLDEN LION, ARTISAN, Fauro, ETALIAN, Viverra, Varaneo, Kito, E-mio | - | - | - | 1 |
| SAKURA, GOLDENLION, E.F.O., Fauro, Viverra, Nitrox, STRELLA City, Artisan | 4 | - | 47 | - |
| SAN YANG | - | - | - | 8 |
| SCUTUM, ETRIX, SILENCE | - | - | 1 | - |
| SHANYANG, ATLAS PANTHER, YAMAZUKI MOTO, MOTORKING, Hirlee, XB | 6 | - | 45 | 3 |
| SHARE'NGO, ZHIDOU | - | - | 6 | 1 |
| SHENGWO NEW ENERGY, YUKI | - | - | 42 | - |
| SHERCO | - | - | 3 | 6 |
| SHINERAY, MONDIAL, DAYTONA MOTORS, WK, ROMET MOTORS, MASH, M1NSK, WK BIKES, DERRACE | 2 | - | 3 | - |
| SILENCE, SCUTUM, ETRIX | 1 | - | 1 | - |
| SKYTEAM, SACIN, CSR, METALCO, SOKUDO, BAZUKA, MINICO, MOTOSBASI, MOTOS BORDOY, SUMKO, ROXON, MONKEY BIKES | - | - | 11 | - |
| SKYTEAM, SACIN, METALCO, SOKUDO, BAZUKA, MINICO, MOTOS BORDOY, SUMCO | - | - | 3 | - |
| SKYTEAM, SACIN, METALCO, SOKUDO, BAZUKA, MINICO, MOTOS BORDOY, SUMCO, ROXON, CSR, MONKEY BIKES, FAZTEK | - | - | 6 | - |
| SKYTEAM, SASIN, CSR, METALCO, SOKUDO, BAZUKA, MINICO, MOTOSBASI | 2 | - | 7 | - |
| STANDARD MOTOR | - | - | - | 1 |
| SUZUKI | 13 | 5 | 438 | 176 |
| SWM | 3 | - | 5 | - |
| SYM | 422 | 8 | 9,024 | 172 |
| TAYO, HAOJIANG, ZHONGYU, THUMP, THUMPSTAR, KIDEN, ZONTES, Junak, SENKE, TANNY, TYAN, ROMET | 3 | - | 280 | 4 |
| TAYO, HAOJIANG, ZHONGYU, THUMP, THUMPSTAR, KIDEN, ZONTES, Junak, SENKE, TANNY, TYAN, ROMET, ROMET MOTORS | - | - | 9 | - |
| TAYO, HAOJIANG, ZHONGYU, THUMP, THUMPSTAR, KIDEN, ZONTES, Junak, SENKE, TANNY, TYAN, ROMET, ROMET MOTORS, ROUTER | 4 | - | 73 | 1 |
| TGB | - | - | - | 3 |
| TIANYING, RIYA, HONGYUNDA, TYM, HONLING | 1 | - | 25 | - |
| TIANYING, RIYA, HONGYUNDA, TYM,HONLING, TAMCO, ALISON, DMK MOTORS, WLIE,LEEWAY, WLXQ, AP Gmoto, ALFA | 17 | - | 43 | - |
| TIANYING, TYM, XINBEN,TEYIN, RIYA, HONGYUNDA, SANBEN, ALFA, Senzo, La Souris, TCB | - | - | 6 | - |
| TRIUMPH | 10 | 1 | 137 | 19 |
| URAL | - | - | 1 | - |
| VESPA GS 150 | - | - | - | 1 |

Table 7 (cont)

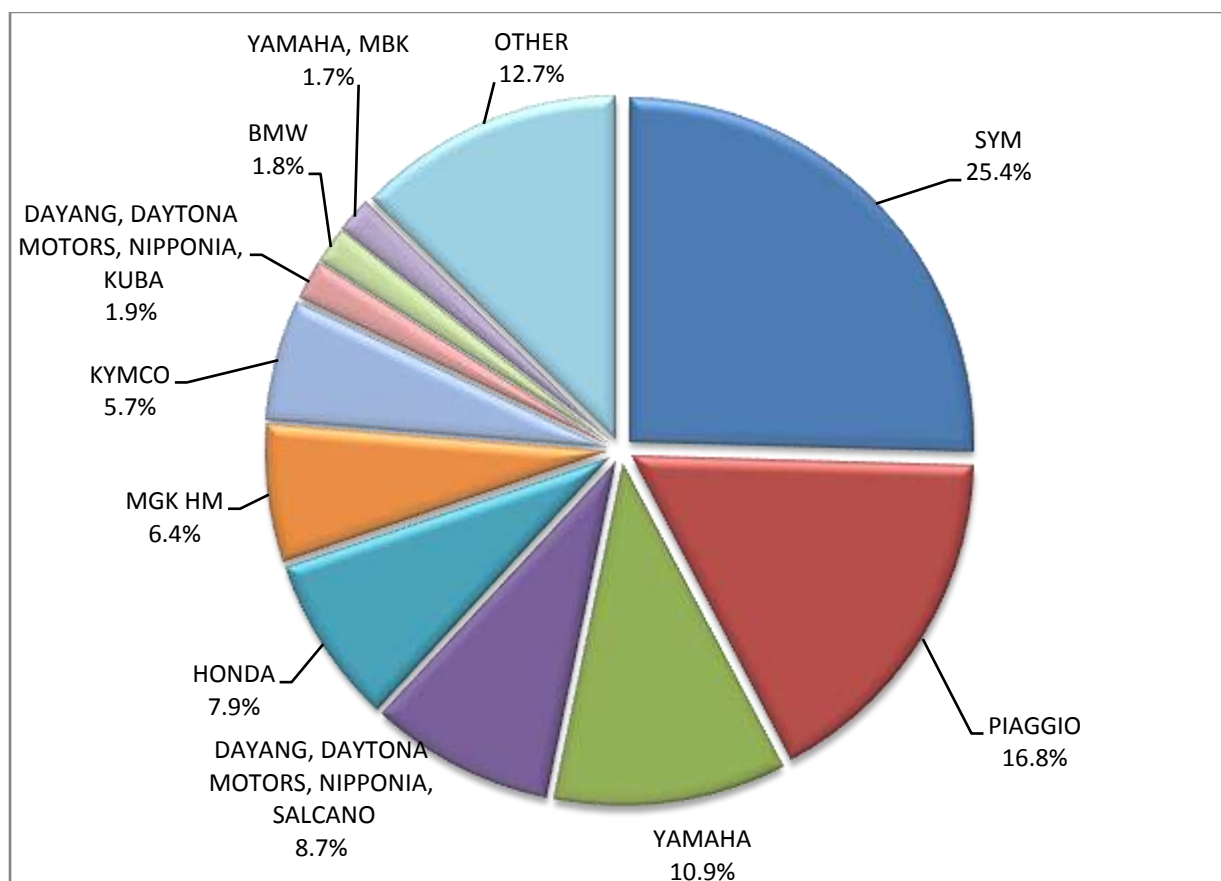
Sales of new and used motorcycles by make or manufacturer: December 2020 and January - December 2020

| Make | Motorcycles | | | |
|--|--------------|-----------|--------------------|--------------|
| | December | | January - December | |
| | new | used | new | used |
| VMOTO,E-MAX, FMC, CSR, ROADSIGN, KENTOYA, JINYING, GOES, VETRIX, DAO, VENGO, TELL | - | - | 1 | - |
| VMOTO-SOCO, E-MAX, VMOTO, SUPER SOCO | 1 | - | 20 | - |
| WANGYE, SANBEN, UM, KENOS, SUPERBYKE, MDC, MISTRAL, STREET ELEGANCE, 4WMOTO, RIVERO, VIKERS, ZIPP, SANLI, GOWINN | - | - | 1 | - |
| WONJAN, SAMADA | 1 | - | 3 | - |
| WUYANG | - | - | 1 | - |
| WUZHENG | 3 | - | 3 | - |
| XGJAO | - | - | 1 | 2 |
| XGJAO, ZIPP, TOROS, ROMET, ROMET MOTORS, ROUTER, VEEROAD, DAYTONA MOTORS, GEMINI, MH MOTORCYCLES, MTG MOTORS | 3 | - | 68 | 1 |
| XIAOFEILU | - | - | 1 | - |
| XINRI, SUNRA ,APACHI, ISILDAR, ISILDAR APACHI, Wayscral, KRAL | 3 | - | 12 | - |
| XINTIAN, KINROAD | - | - | - | 2 |
| YADEA, KUBA, RKS, E-MON, YUKI | - | - | 1 | - |
| YAMAHA | 487 | 16 | 3,880 | 636 |
| YAMAHA, MBK | 9 | - | 602 | 6 |
| YIBEN, MEIDUO, VONROAD, WUBEN, NIM | - | - | 2 | - |
| YINGANG, BENYI, ROMET MOTORS, YUKI, ROUTER, MOTORAN, DAYTONA MOTORS, M1NSK, HAMACHI, KUBA, MONDIAL | 2 | - | 29 | - |
| YINGANG, BENYI, ROMET MOTORS, YUKI, ROUTER, MOTORAN, DAYTONA MOTORS, M1NSK, KUBA, MONDIAL | - | - | 5 | - |
| YINXIANG, KENBO | - | - | 9 | 1 |
| YINXIANG, MONDIAL, GEMINI, TCB | - | - | 2 | - |
| ZHENHUA, ACTIONBIKES | - | - | 1 | - |
| ZHONGNENG, ZNEN, AGM, AJ'S, YUKI, COLIBRI, EUROCKA, BTC, NOVA MOTORS, LEXMOTO, Actionbikes Motors | 5 | - | 83 | 3 |
| ZONGSHEN | - | - | 1 | - |
| ZONGSHEN, Lexmoto, ICONE, VORTEX, M1NSK, MACBOR, MONDIAL, ROMET MOTORS, SINNIS, SPARKSTER, OVER BIKES | - | - | 3 | - |
| ZONGSHEN, ZIP STAR, Lexmoto, ICONE, VORTEX, M1NSK, MACBOR, MONDIAL, ROMET MOTORS | - | - | 8 | - |
| ZONGSHEN, ZIP STAR, Lexmoto,ICONE, VORTEX,M1NSK, MACBOR, MONDIAL, ROMET MOTORS ,SINNIS, SPARKSTER, OVER BIKES | - | - | 2 | - |
| ZONGSHEN, ZIP STAR, ZEALSUN, RYMCO | - | - | 4 | - |
| ZONGSHEN, ZIPSTAR, ICONE, JUNAK, Lexmoto, MH Motorcycles, MINSK, MONDIAL, ROMET MOTORS, SINNIS | - | - | 2 | - |
| ZONGSHEN, ZIPSTAR, ICONE, JUNAK, Lexmoto, MH Motorcycles, MINSK,MONDIAL, ROMET MOTORS, SINNIS, SPARKSTER | - | - | 2 | - |
| ZONGSHEN, ZIPSTAR, ZEALSUN, KENTO | 5 | - | 5 | - |
| TOTAL | 2,237 | 98 | 35,464 | 3,104 |

Graph 13. Sales of new motorcycles (December 2020)



Graph 14. Sales of new motorcycles (January - December 2020)



EXPLANATORY NOTES

| | |
|---|---|
| Survey on the issuing of new road motor vehicle circulation licenses | The survey on the issuing of new motor vehicle circulation licenses is a census survey. The released data give information, at country level, on the brand and type of the motor vehicle, as well as whether it is new or used. The survey does not include vehicles that move on rails, trolley busses, agricultural tractors and machinery. In addition, the following are excluded: all motor vehicles of the Armed Forces, Police, Fire Brigade, State Services, Diplomatic Corps, Foreign Missions, and Invalids of Wars, as well as motorcycles with a cylinder capacity less than 50 cc. |
| Legal basis | Law 3832/2010 |
| Reference Period | December 2020 |
| Coverage | The production of monthly data is based on the registers held by the Ministry of Infrastructure, Transport and Networks, which records all the monthly changes observed in the vehicle registration licenses at country level. |
| Definitions | <p>Road motor vehicle is any vehicle that, irrespective of the number of wheels, is moved by an engine and is designed to transport persons or cargo or both of them, either they are on the same single vehicle or on a trailer carried by the main motor vehicle.</p> <p>New road motor vehicle is any motor vehicle that is registered for the first time in Greece during the reference month and has not been put into circulation in any other country.</p> <p>Used motor vehicle is any motor vehicle that is registered for the first time in Greece and has been imported as a used one from abroad</p> <p>Passenger motor vehicle: it is a motor vehicle designed to carry mostly people, having no more than 9 seats, including the driver's seat.</p> <p>Bus: it is a motor vehicle, which is designed to carry mostly people, having more than 10 seats, including the driver's seat. In the corresponding tables of this Press Release, this category also includes articulated buses.</p> <p>Lorry: it is motor vehicle designed to carry mostly cargo. In the corresponding tables of this Press Release, this category also includes tractors, tow trucks, articulated tractors, and trucks with trailers.</p> <p>Motorcycle: any two-wheeled motor vehicle, with or without sidecar, with maximum authorized design speed over 45 km/h, or in case it is powered by a combustion engine, with a cylinder capacity of 50 cc or over. In the corresponding tables of this Press Release, this category also includes the three-wheeled motor vehicles – motor tricycles.</p> <p>Tricycle motor vehicle: it is a motor vehicle with three symmetrical wheels with maximum authorized design speed over 45 km/h, or in case it is powered by a combustion engine, with a cylinder capacity over the 50 cc. This category also includes four-wheel vehicles, except the light four-wheel motorcycles, whose empty vehicle tare (excluding the weight of the fuel or mixture of fuel-oil or the weight of the batteries for electric cars) is up to 400 kg in the case the vehicle is designed for passenger use or up to 550 kg in case the vehicle is designed to carry cargo and whose engine is up to 15KW.</p> |
| Methodology | Exhaustive Survey. The primary data derive from the Ministry of Infrastructure, Transport and Networks and are based on the issuing of new circulation licenses as they are registered by the Regional Offices for Transport and Communications. |
| References | More information (graphs, tables) concerning the survey on the issuing of new motor vehicle circulation licenses are available on the webpage of ELSTAT, www.statistics.gr , under the link http://www.statistics.gr/en/statistics/-/publication/SME24/ |