



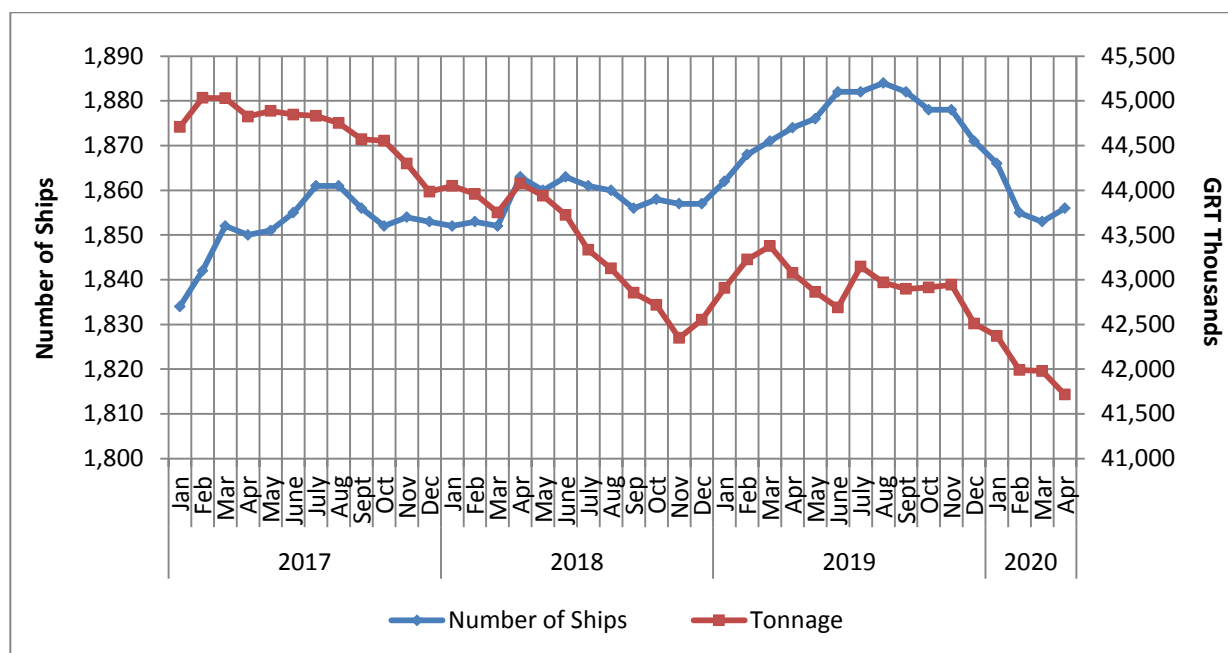
PRESS RELEASE

GREEK MERCHANT FLEET: April 2020 (Provisional data)

The Hellenic Statistical Authority (ELSTAT) announces data on the Greek Merchant Fleet (for vessels of 100 GRT¹) for April 2020. Particularly:

- The Greek Merchant Fleet decreased by 1.0% in April 2020 compared with April 2019, while an increase of 0.6% was recorded in April 2019 compared with April 2018 (Table 1).
- The gross tonnage of the Greek Merchant Fleet, for vessels of 100 GRT and over, recorded a decrease of 3.2% in April 2020 compared with April 2019. A decrease of 2.3% was recorded in April 2019 compared with April 2018 (Table 1).

Graph 1: Greek Merchant ships of 100 GRT and over: January 2017 – April 2020



Information on methodological issues:

Division of Sectoral Statistics

Section of Transport Statistics

P. Tzortzi, F. Georgakopoulou

Tel : +30 213 135 2187 , +30 213 135 3090

Fax: +30 213 135 2757

E mail: p.tzortzi@statistics.gr

f.georgakopoulou@statistics.gr

Information for data provision:

Tel. +30 213 135 2022

E mail. data.dissem@statistics.gr

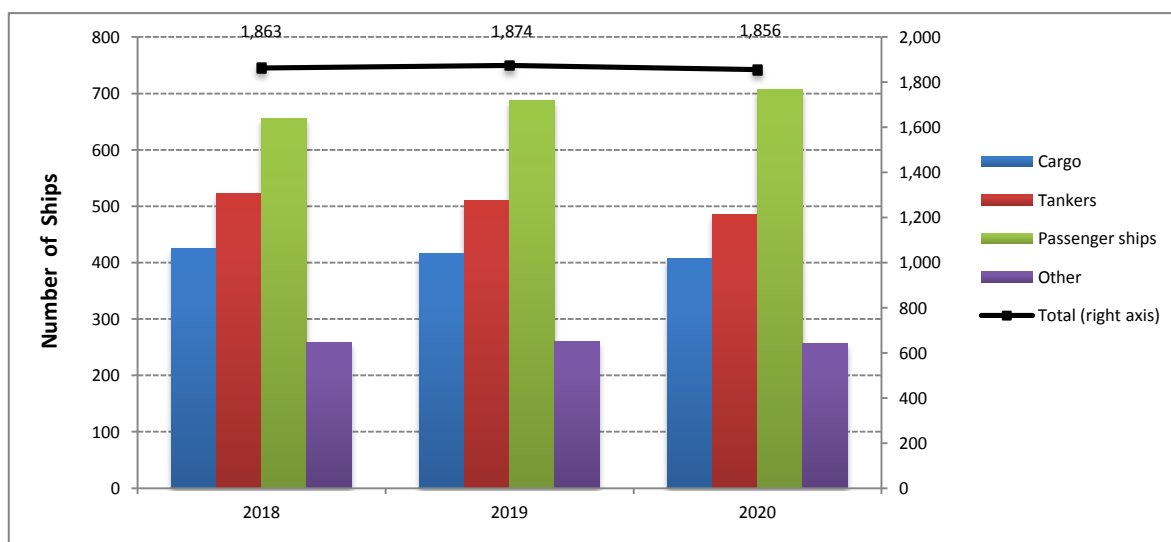
¹ GRT: Gross Tonnage

**Table 1. Number and tonnage of Greek Merchant ships of 100 GRT and over, by types of ships,
April 2018 – 2020**

April										
	2018		2019		Change % 2019/2018		2020		Change % 2020/2019	
Types of ships	Number of Ships	Tonnage (GRT)	Number of Ships	Tonnage (GRT)	Number of Ships	Tonnage (GRT)	Number of Ships	Tonnage (GRT)	Number of Ships	Tonnage (GRT)
Cargo	425	13,206,378	416*	12,543,186*	-2.1	-5.0	407	11,999,093	-2.2	-4.3
Tankers	523	29,414,927	511	29,148,704	-2.3	-0.9	485	28,301,273	-5.1	-2.9
Passenger ships	656	1,363,463	687	1,293,286	4.7	-5.1	707	1,328,264	2.9	2.7
Other	259	91,552	260	90,891	0.4	-0.7	257	87,797	-1.2	-3.4
Total:	1,863	44,076,320	1,874*	43,076,067*	0.6	-2.3	1,856	41,716,427	-1.0	-3.2

*revised data

**Graph 2a: Number of Greek Merchant ships of 100 GRT and over, by types of ships,
April 2018 – 2020**



**Graph 2b: Tonnage of Greek Merchant Ships of 100 GRT and over, by types of ships,
April 2018 – 2020**

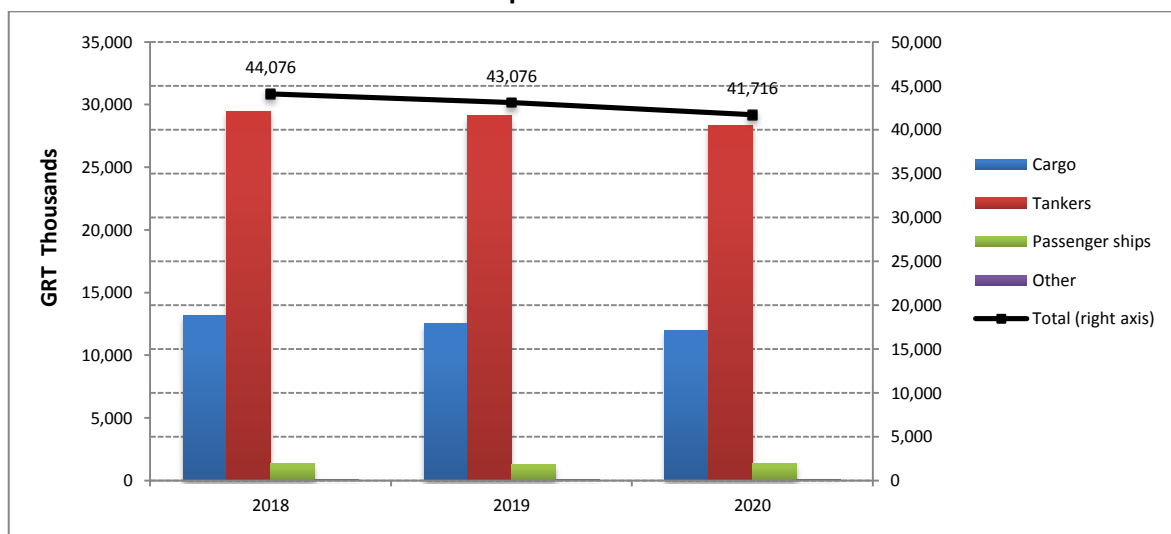


Table 2. Distribution of the Greek Merchant ships of 100 GRT and over, by tonnage groups, April 2018 – 2020

April										
	2018		2019		Change % 2019/2018		2020		Change % 2020/2019	
Tonnage Groups	Number of Ships	Tonnage (GRT)	Number of Ships	Tonnage (GRT)	Number of Ships	Tonnage (GRT)	Number of Ships	Tonnage (GRT)	Number of Ships	Tonnage (GRT)
[100-500)	772	193,697	808	201,098	4.7	3.8	818	202,905	1.2	0.9
[500-3,000)	355	435,885	355*	438,856*	0.0	0.7	351	434,450	-1.1	-1.0
[3,000-7,000)	75	334,417	76	339,215	1.3	1.4	74	328,831	-2.6	-3.1
[7,000-10,000)	24	204,176	24	204,176	0.0	0.0	25	213,640	4.2	4.6
[10,000-20,000)	47	690,389	48	707,015	2.1	2.4	48	708,885	0.0	0.3
[20,000-30,000)	74	1,958,413	68	1,795,562	-8.1	-8.3	71	1,877,302	4.4	4.6
[30,000+)	516	40,259,343	495	39,390,145	-4.1	-2.2	469	37,950,414	-5.3	-3.7
Total:	1,863	44,076,320	1,874*	43,076,067*	0.6	-2.3	1,856	41,716,427	-1.0	-3.2

*revised data

Graph 3: Distribution of Greek Merchant ships of 100 GRT and over, by tonnage groups, April 2018 – 2020

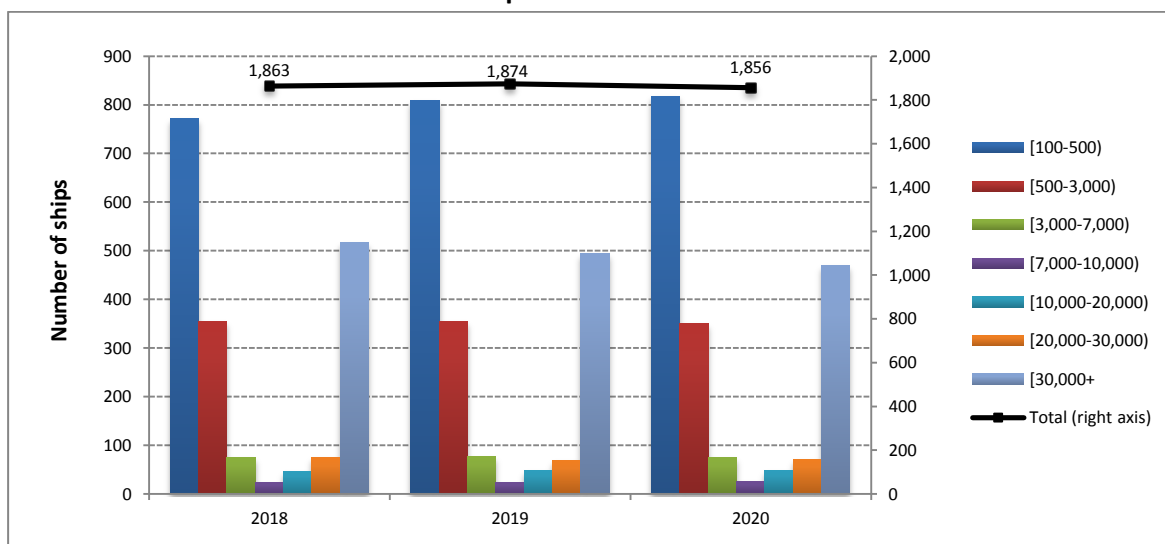
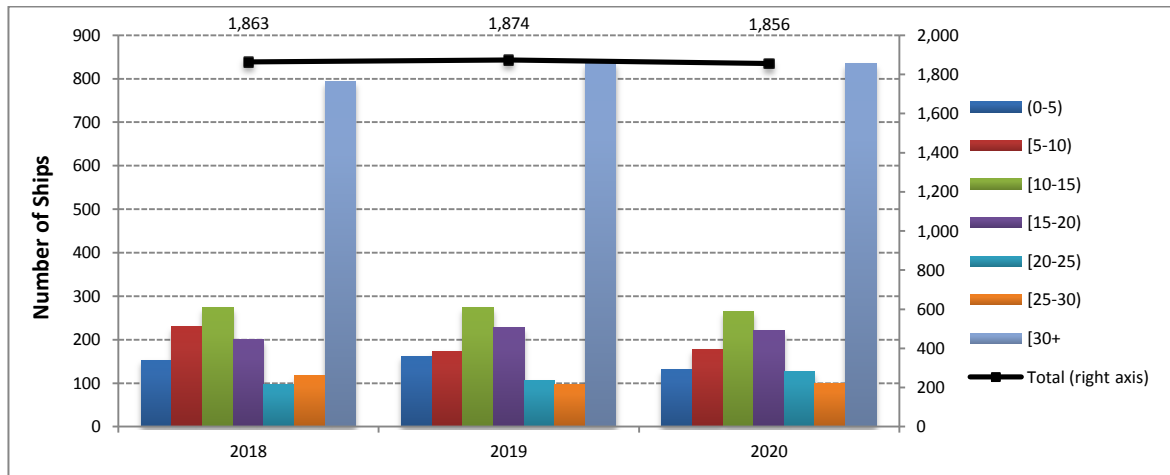


Table 3. Distribution of Greek Merchant ships of 100 GRT and over, by age groups, April 2018 – 2020

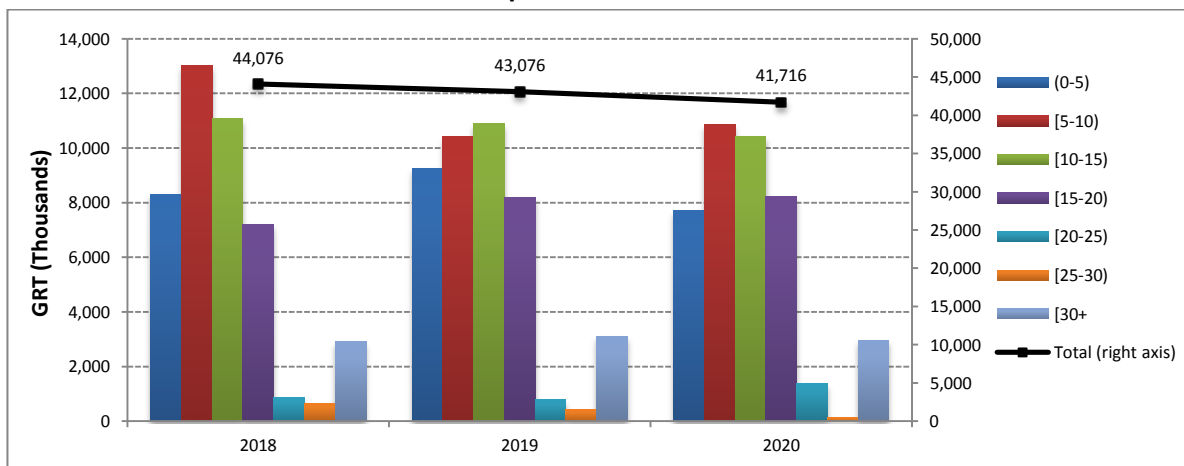
April										
	2018		2019		Change % 2019/2018		2020		Change % 2020/2019	
Age Groups	Number of Ships	Tonnage (GRT)	Number of Ships	Tonnage (GRT)	Number of Ships	Tonnage (GRT)	Number of Ships	Tonnage (GRT)	Number of Ships	Tonnage (GRT)
(0-5)	153	8,318,667	162	9,236,572	5.9	11.0	132	7,707,093	-18.5	-16.6
[5-10)	230	13,028,913	172	10,422,160	-25.2	-20.0	178	10,860,332	3.5	4.2
[10-15)	273	11,086,338	274	10,910,400	0.4	-1.6	264	10,414,195	-3.6	-4.5
[15-20)	200	7,195,311	227	8,192,426	13.5	13.9	221	8,236,064	-2.6	0.5
[20-25)	96	864,892	105	792,467	9.4	-8.4	126	1,379,141	20.0	74.0
[25-30)	117	657,099	96	425,604	-17.9	-35.2	100	151,590	4.2	-64.4
[30+)	794	2,925,100	838*	3,096,438*	5.5	5.9	835	2,968,012	-0.4	-4.1
Total:	1,863	44,076,320	1,874*	43,076,067*	0.6	-2.3	1,856	41,716,427	-1.0	-3.2

*revised data

Graph 4a: Distribution of Greek Merchant ships 100 GRT and over, by age groups, April 2018 – 2020



Graph 4b: Tonnage of Greek Merchant ships of 100 GRT and over, by age groups, April 2018 – 2020



METHODOLOGICAL NOTES

Greek Merchant Fleet Survey	The Survey on the Greek Merchant Fleet is conducted on a monthly basis since 1964 without any major methodological changes ever since. The purpose of the survey is to fully record statistical data on the number and basic characteristics of the Greek merchant ships, thus depicting the evolution over the course of time of the Greek merchant fleet.
Legal Framework	The survey is conducted in compliance with the joint Ministerial Decision (No 6792/G-81/11-4-97), signed by the Minister of National Economy and the Minister of Mercantile Marine.
Reference Period	The results of the survey refer to the end of April 2020.
Coverage	The survey covers all domestic Port Authorities, as well as Greek Consular Port Authorities abroad, which keep ship registers. These Authorities have to send a report on a monthly basis to the Hellenic Statistical Authority (ELSTAT), pertaining to the changes in the Greek merchant ships registered in their ship registers.
Definitions	<p>Merchant ship: Seagoing self-propelled vessel, at least of 10 GRT, designed for the carriage of goods, transport of passengers, for fishing, towing or specially fitted out for other commercial maritime activities.</p> <p>Greek merchant fleet: The total number of the merchant ships under Greek flag. The Greek flag carried by these ships means that all their maritime activities (subsidies for ship building, cargo limitations and other tax provisions) are governed by commercial and economic rules which are laid down by the respective Greek authorities.</p> <p>Gross Register Tonnage (GRT): Refers to the spaces within the hull and of the enclosed spaces above the deck which are available for carrying goods, food, passengers and crew. GRT is equal to the volume of 100 cubic feet or 2.83 m³.</p> <p>Net Register Tonnage (NRT): It is derived from the gross tonnage by deducting allowances in respect of spaces used for the crew, navigating and propelling machinery, fuel and water ballasts, and other spaces not used for passengers or cargo.</p> <p>Age of ship: indicated by the year of original construction of the hull or that of the hull containing the engine room.</p>
Methodology	<p>It is an exhaustive survey conducted by all domestic Port Authorities and Greek Consular Port Authorities abroad, which report to ELSTAT, on a monthly basis, on changes in the ships pertaining to: a) new registrations of ships in the ship registers, b) change in the name of a ship, c) change of ownership, d) transfers to or from a different port, e) deletion of a ship from a ship's register, f) final measurement – remeasurement of ships, g) replacement of the ship's engine.</p> <p>All these data, after being dully processed, are used to update, through a specially designed software application, the Official Register of Greek Merchant Ships. This Register is used for the production of monthly and annual statistical results.</p>
References	Further information (tables, charts) concerning the Survey on the Greek Merchant Fleet can be found on the webpage of ELSTAT (www.statistics.gr), under the link: https://www.statistics.gr/el/statistics/-/publication/SMA27