



PRESS RELEASE

EVOLUTION OF TURNOVER OF ENTERPRISES UNDER SUSPENSION OF OPERATION DUE TO THE PANDEMIC OF THE CORONA VIRUS DISEASE 2019 (COVID-19) JANUARY 2022

The Hellenic Statistical Authority (ELSTAT) announces data on the evolution of turnover of the enterprises that were under suspension of operation in March 2020, on the basis of state order, due to the pandemic of the corona virus disease 2019 (COVID-19) (corresponding link, available only in Greek, [KAD of closed enterprises](#)).

Moreover, additional discrete data are announced for the enterprises that were under suspension of operation in November 2020, on the basis of state order, for the limitation of the dispersion of the corona virus (COVID-19) (corresponding links, available only in Greek, [Government Gazette B'/4899/06.11.2020](#) and [List of KAD under suspension of operation](#)).

The current publication is a sequel of the relevant Press Releases published by ELSTAT ([PR link](#)), incorporating the most recent data on turnover from Administrative Sources for **January 2022**. Similar publications have been scheduled and are issued on a monthly basis, during the whole period in which the recording of the impact of COVID-19 on the performance of Greek enterprises that were under suspension of operation in the framework of the confinement measures remains relevant and warranted.

In addition, tables and graphs presenting aggregated turnover data for all enterprises and sectors of the economy throughout the period under review have been incorporated, as a comparative basis for the assessment of the effects of COVID-19 pandemic, in terms of turnover rates of change, in total and by sector.

The purpose served by these publications is to both monitor and present the evolution of the basic economic concept of interest (turnover from Administrative Sources) for the enterprises under suspension of operation, in distinct periods ranging from the beginning of the year 2020, as well as in the years 2021 and 2022, during the periods of the implementation of the confinement measures and during the periods of the gradual lifting of these measures, as well as in comparison with the corresponding months of each previous year.

The published data can on the one hand highlight, which enterprises suffer more in terms of turnover decrease during the implementation periods of the confinement measures and on the other hand the relative speed at which enterprises recovered upon the gradual lifting of these measures.

Moreover, on the basis of the published data, it can be concluded from the supply side, which enterprises responded – adapted faster to the lifting of the confinement measures and to the operation under the newly imposed conditions due to the pandemic. In parallel, from the demand side, useful conclusions can be drawn indirectly as regards the enterprises that were chosen in priority and more massively by the consumers (natural persons and enterprises) during the periods of the lifting of the confinement measures, in order to satisfy their basic and other needs.

Information on methodological issues:

Business Statistics Division
Registers and Big Enterprises Section
Head of Section: Adamantia Georgostathi
Tel.: +30 213 135 2043
e-mail: a.georgostathi@statistics.gr

Information on data provision:

Tel.: +30 213 135 2022, 2308, 2310
E-mail: data.dissem@statistics.gr

More specifically,

For **the enterprises of the economy as a whole, obliged to double-entry accounting bookkeeping**, for which data are available on a monthly basis, the turnover in January 2022 amounted to 20,846,302 thousand euro, recording an increase of 30.5% in comparison with January 2021, when the respective turnover was 15,977,250 thousand euro. The biggest increase in turnover in January 2022 compared with January 2021 was recorded from the enterprises of the section Arts, Entertainment and Recreation per 728.0%. The smallest increase in turnover in January 2022 compared with January 2021 was recorded from the enterprises of the section Human Health and Social Work Activities, per 1.4%, while the biggest decrease was recorded from the enterprises of the section Construction per 8.6% (Table 1b).

For **the enterprises under suspension of operation in March 2020, obliged to double-entry accounting bookkeeping**, for which data are available on a monthly basis, the turnover in January 2022 amounted to 1,092,599 thousand euro, recording an increase of 80.2% in comparison with January 2021, when the respective turnover was 606,261 thousand euro. The biggest increase in turnover in January 2022 compared with January 2021 was recorded from the enterprises in the activity class Motion picture, video and television programme production, sound recording and music publishing activities per 2,034.3%. The smallest increase in turnover in January 2022 compared with January 2021 was recorded from the enterprises of the activity class Retail trade, except of motor vehicles and motorcycles per 0.2%, while a decrease was recorded from the enterprises of the activity class Creative, arts and entertainment activities per 15.5% (Table 2b).

Table 1. Annual Turnover (in thousand €), from Administrative Sources, for the Total of Enterprises in the Greek Economy (final Statistical Business Register, year 2018), per section of Economic Activity (NACE Rev. 2)

ECONOMIC ACTIVITY		NUMBER OF ENTERPRISES			TURNOVER (in thousand €)		SHARE IN THE TOTAL TURNOVER		RATE OF CHANGE (%)
Code NACE Rev.2	Description	Total	Under suspension of operation		2020	2021	2020	2021	2021/2020
			March 2020	November 2020					
A	Agriculture, Forestry and Fishing	549,361			7,101,046	8,186,128	2.6	2.5	15.3
B	Mining and Quarrying	601			798,229	844,426	0.3	0.3	5.8
C	Manufacturing	56,972			56,516,685	71,662,787	20.6	21.6	26.8
D	Electricity, Gas, Steam and Air Conditioning Supply	7,446			18,140,590	(**)	6.6	(**)	(**)
E	Water Supply, Sewerage, Waste Management and Remediation Activities	1,940			1,911,405	2,167,009	0.7	0.7	13.4
F	Construction	58,771			9,421,783	10,463,005	3.4	3.1	11.1
G	Wholesale and Retail Trade; Repair of Motor Vehicles and Motorcycles	227,461	63,360	66,000	115,534,680	134,798,888	42.1	40.5	16.7
H	Transportation and Storage	60,059			12,745,552	16,384,587	4.6	4.9	28.6
I	Accommodation and Food Service Activities	106,819	90,785	65,513	6,455,593	10,312,967	2.4	3.1	59.8
J	Information and Communication	16,372	184	187	11,271,047	12,290,927	4.1	3.7	9.0
K	Financial and Insurance Activities	16,856			10,112,039	(**)	3.7	(**)	(**)
L	Real Estate Activities	9,153			1,740,240	1,787,384	0.6	0.5	2.7
M	Professional, Scientific and Technical Activities	134,286	328	294	9,739,687	11,417,781	3.5	3.4	17.2
N	Administrative and Support Service Activities	20,284	2,211	2,729	4,725,389	5,995,849	1.7	1.8	26.9
O	Public Administration and Defense; Compulsory Social Security	1,033			442,476	477,271	0.2	0.1	7.9
P	Education	20,901	18,661	17,026	376,012	436,599	0.1	0.1	16.1
Q	Human Health and Social Work Activities	58,066	1,356	1,933	2,095,544	2,556,307	0.8	0.8	22.0
R	Arts, Entertainment and Recreation	21,138	13,723	15,531	3,844,437	4,422,272	1.4	1.3	15.0
S	Other Service Activities	38,736	19,609	19,772	1,127,972	1,305,337	0.4	0.4	15.7
W	Unknown Activity	13,600			337,589	483,406	0.1	0.1	43.2
Total		1,419,855	210,217	188,985	274,437,995	332,434,338			21.1

(**) Extraordinary transactions were recorded in the data. Therefore, they are not published as they are not comparable.

Table 1a. Turnover (in thousand €), from Administrative Sources, for the Total of Enterprises in the Greek Economy (final Statistical Business Register, year 2018), per section of Economic Activity (NACE Rev. 2)

ECONOMIC ACTIVITY		TURNOVER (in thousand €)				RATE OF CHANGE (%)	
Code NACE Rev.2	Description	3 rd Quarter 2020	4 th Quarter 2020	3 rd Quarter 2021	4 th Quarter 2021	3 rd Quarter 2021/2020	4 th Quarter 2021/2020
A	Agriculture, Forestry and Fishing	1,576,997	2,607,280	1,844,472	2,908,351	17.0	11.5
B	Mining and Quarrying	205,458	234,637	220,328	234,757	7.2	0.1
C	Manufacturing	14,275,213	14,944,345	18,744,031	20,355,002	31.3	36.2
D	Electricity, Gas, Steam and Air Conditioning Supply	4,451,878	5,169,311	(**)	(**)	(**)	(**)
E	Water Supply, Sewerage, Waste Management and Remediation Activities	499,716	555,565	565,098	631,966	13.1	13.8
F	Construction	2,493,120	3,277,993	2,743,132	3,642,605	10.0	11.1
G	Wholesale and Retail Trade; Repair of Motor Vehicles and Motorcycles	30,548,603	30,455,598	35,867,273	37,883,927	17.4	24.4
H	Transportation and Storage	3,493,772	3,269,774	4,989,453	4,970,399	42.8	52.0
I	Accommodation and Food Service Activities	3,294,383	1,200,750	5,926,253	2,189,418	79.9	82.3
J	Information and Communication	2,737,627	3,232,598	2,968,106	3,588,358	8.4	11.0
K	Financial and Insurance Activities	1,886,057	2,489,226	(**)	(**)	(**)	(**)
L	Real Estate Activities	449,769	514,549	567,378	527,511	26.1	2.5
M	Professional, Scientific and Technical Activities	2,304,831	3,271,900	2,770,258	3,868,200	20.2	18.2
N	Administrative and Support Service Activities	1,411,721	1,311,185	2,090,143	1,648,541	48.1	25.7
O	Public Administration and Defense; Compulsory Social Security	112,959	143,970	131,117	144,793	16.1	0.6
P	Education	99,267	114,177	123,501	137,564	24.4	20.5
Q	Human Health and Social Work Activities	482,395	639,413	616,645	751,177	27.8	17.5
R	Arts, Entertainment and Recreation	1,318,210	803,336	1,444,230	1,514,796	9.6	88.6
S	Other Service Activities	311,959	319,877	395,110	388,664	26.7	21.5
W	Unknown Activity	101,468	2,607,280	160,452	137,033	58.1	39.3
Total		72,055,403	74,653,883	91,460,665	99,030,603	26.9	32.7

(**) Extraordinary transactions were recorded in the data. Therefore, they are not published as they are not comparable.

Note:
Enterprises with single-entry accounting bookkeeping are obliged to submit data to tax authorities on a quarterly basis, while enterprises with double-entry accounting bookkeeping are obliged to submit data on a monthly basis. Therefore, for the total of enterprises, data are available only on a quarterly basis.

Table 1b. Turnover (in thousand €), from Administrative Sources, for the Total of Enterprises in the Greek Economy (final Statistical Business Register, year 2018), obliged to double-entry accounting bookkeeping, per section of Economic Activity (NACE Rev. 2)

ECONOMIC ACTIVITY		TURNOVER (in thousand €)				RATE OF CHANGE (%)	
Code NACE Rev.2	Description	December 2020	January 2021	December 2021	January 2022	December 2021/2020	January 2022/2021
A	Agriculture, Forestry and Fishing	227,691	184,058	266,997	210,151	17.3	14.2
B	Mining and Quarrying	90,519	50,677	102,198	47,944	12.9	-5.4
C	Manufacturing	4,977,166	3,808,255	6,344,054	4,441,206	27.5	16.6
D	Electricity, Gas, Steam and Air Conditioning Supply	1,979,051	1,265,436	(**)	(**)	(**)	(**)
E	Water Supply, Sewerage, Waste Management and Remediation Activities	193,936	126,171	228,497	156,934	17.8	24.4
F	Construction	1,226,318	327,925	1,319,420	299,650	7.6	-8.6
G	Wholesale and Retail Trade; Repair of Motor Vehicles and Motorcycles	8,413,156	6,786,822	10,497,913	7,843,513	24.8	15.6
H	Transportation and Storage	951,349	590,149	1,705,802	833,043	79.3	41.2
I	Accommodation and Food Service Activities	140,512	72,602	288,109	165,116	105.0	127.4
J	Information and Communication	1,234,012	811,779	1,357,017	851,813	10.0	4.9
K	Financial and Insurance Activities	1,173,695	999,736	(**)	(**)	(**)	(**)
L	Real Estate Activities	235,935	72,321	228,062	102,858	-3.3	42.2
M	Professional, Scientific and Technical Activities	982,101	360,856	1,154,726	454,430	17.6	25.9
N	Administrative and Support Service Activities	440,865	262,667	490,704	296,361	11.3	12.8
O	Public Administration and Defense; Compulsory Social Security	36,914	17,777	34,830	20,935	-5.6	17.8
P	Education	34,009	8,628	38,470	(**)	13.1	(**)
Q	Human Health and Social Work Activities	192,935	130,079	206,868	131,948	7.2	1.4
R	Arts, Entertainment and Recreation	107,832	52,491	477,152	434,608	342.5	728.0
S	Other Service Activities	59,684	30,705	60,006	30,317	0.5	-1.3
W	Unknown Activity	23,176	18,116	32,230	22,382	39.1	23.5
Total		22,720,856	15,977,250	30,335,748	20,846,302	33.5	30.5

(**) Extraordinary transactions were recorded in the data. Therefore, they are not published as they are not comparable.

Table 2a. Turnover (in thousand €) from Administrative Sources for the Total of Enterprises under Suspension of Operation in March 2020, per Economic Activity Class (NACE Rev. 2)

ECONOMIC ACTIVITY		TURNOVER (in thousand €)				RATE OF CHANGE (%)	
Code NACE Rev. 2	Description	3 rd Quarter 2020	4 th Quarter 2020	3 rd Quarter 2021	4 th Quarter 2021	3 rd Quarter 2021/2020	4 th Quarter 2021/2020
47	Retail trade, except of motor vehicles and motorcycles	2,857,675	2,447,223	3,433,567	3,585,000	20.2	46.5
55	Accommodation	1,554,569	403,353	3,531,820	833,863	127.2	106.7
56	Food and beverage service activities	1,624,485	728,396	2,212,070	1,249,524	36.2	71.5
59	Motion picture, video and television programme production, sound recording and music publishing activities	7,013	2,785	9,996	17,732	42.5	536.7
71	Architectural and engineering activities; technical testing and analysis	28,416	21,683	33,465	33,205	17.8	53.1
77	Rental and leasing activities	25,300	17,391	38,529	21,273	52.3	22.3
82	Office administrative, office support and other business support activities	22,312	22,589	42,837	68,807	92.0	204.6
85	Education	96,400	110,213	120,590	133,521	25.1	21.1
88	Social work activities without accommodation	11,353	13,284	16,124	13,648	42.0	2.7
90	Creative, arts and entertainment activities	26,746	43,388	43,093	56,338	61.1	29.8
91	Libraries, archives, museums and other cultural activities	25,513	29,835	29,511	29,270	15.7	-1.9
92	Gambling and betting activities	1,117,688	547,375	1,145,819	1,232,052	2.5	125.1
93	Sports activities and amusement and recreation activities	127,680	151,947	197,254	155,145	54.5	2.1
94	Activities of membership organisations	4,528	5,208	5,133	8,575	13.4	64.7
96	Other personal service activities	96,960	71,692	114,691	103,354	18.3	44.2
Total		7,626,638	4,616,362	10,974,499	7,541,307	43.9	63.4

Note:

Enterprises with single-entry accounting bookkeeping are obliged to submit data to tax authorities on a quarterly basis, while enterprises with double-entry accounting bookkeeping are obliged to submit data on a monthly basis. Therefore, for the total of enterprises, data are available only on a quarterly basis.

Table 2b. Turnover (in thousand €), from Administrative Sources, for Enterprises Under Suspension of Operation in March 2020, obliged to double-entry accounting bookkeeping, per Economic Activity Class (NACE Rev. 2)

ECONOMIC ACTIVITY		TURNOVER (in thousand €)				RATE OF CHANGE (%)	
Code NACE Rev. 2	Description	December 2020	January 2021	December 2021	January 2022	December 2021/2020	January 2022/2021
47	Retail trade, except of motor vehicles and motorcycles	490,460	466,843	881,338	467,638	79.7	0.2
55	Accommodation	75,370	17,975	144,357	64,686	91.5	259.9
56	Food and beverage service activities	56,343	48,368	126,757	90,483	125.0	87.1
59	Motion picture, video and television programme production, sound recording and music publishing activities	755	169	6,460	3,607	755.6	2,034.3
71	Architectural and engineering activities; technical testing and analysis	6,695	6,142	8,280	7,331	23.7	19.4
77	Rental and leasing activities	1,911	983	1,636	(**)	-14.4	(**)
82	Office administrative, office support and other business support activities	6,406	2,054	21,325	9,216	232.9	348.7
85	Education	33,547	8,468	38,000	(**)	13.3	(**)
88	Social work activities without accommodation	4,172	1,627	3,499	2,781	-16.1	70.9
90	Creative, arts and entertainment activities	22,889	4,803	14,727	4,057	-35.7	-15.5
91	Libraries, archives, museums and other cultural activities	5,482	1,453	4,968	2,020	-9.4	39.0
92	Gambling and betting activities	34,620	25,959	404,886	401,648	1,069.5	1,447.2
93	Sports activities and amusement and recreation activities	37,076	18,909	44,533	21,111	20.1	11.6
94	Activities of membership organisations	314	587	1,129	706	259.6	20.3
96	Other personal service activities	2,646	1,921	4,494	2,875	69.8	49.7
Total		778,686	606,261	1,706,389	1,092,599	119.1	80.2

(**) Extraordinary transactions were recorded in the data. Therefore, they are not published as they are not comparable.

Table 3a: Turnover (in thousand €), from Administrative Sources, for the Total of Enterprises, which belong to activity classes that were Under Suspension of operation for the first time in November 2020

ECONOMIC ACTIVITY		Number of enterprises under suspension of operation for the first time in November 2020	TURNOVER (in thousand €)				RATE OF CHANGE (%)	
Code NACE Rev. 2	Description		3 rd Quarter 2020	4 th Quarter 2020	3 rd Quarter 2021	4 th Quarter 2021	3 rd Quarter 2021/2020	4 th Quarter 2021/2020
79	Travel agency, tour operator and other reservation service and related activities	19	428	212	814	801	90.2	277.8
86	Human health activities	820	3,741	3,459	3,832	4,373	2.4	26.4

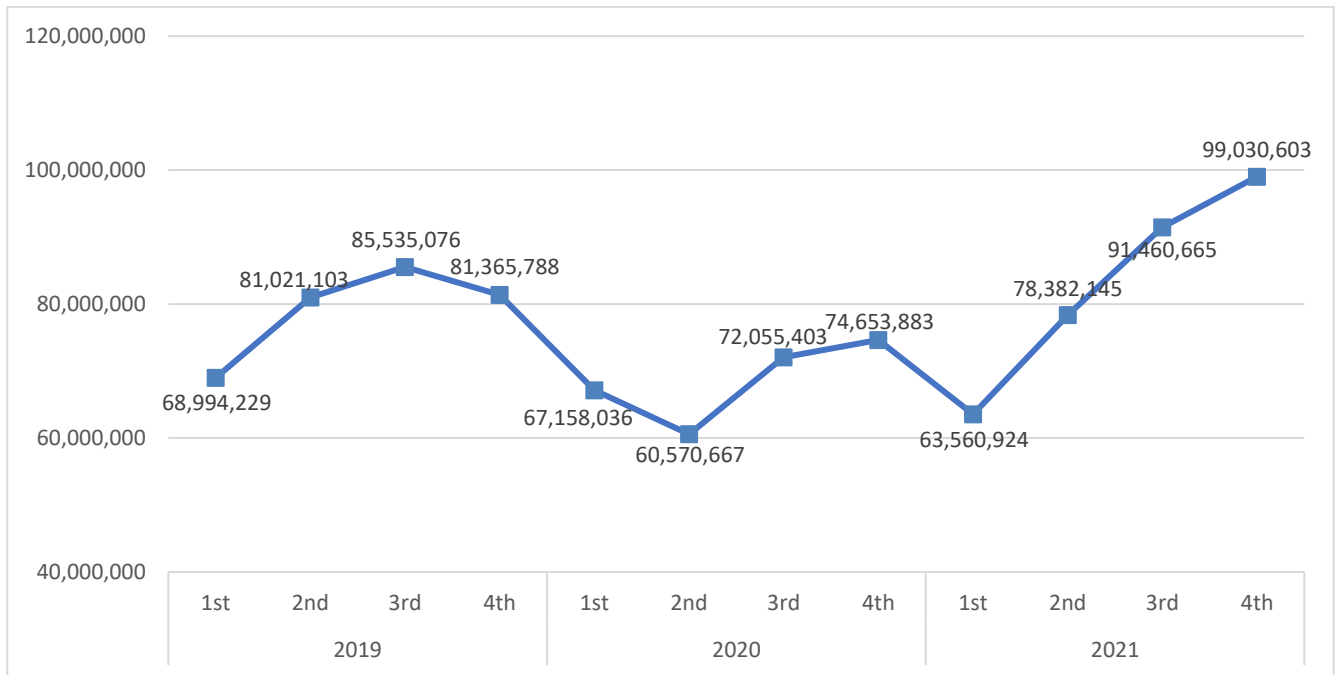
Note:

Enterprises with single-entry accounting bookkeeping are obliged to submit data to tax authorities on a quarterly basis, while enterprises with double-entry accounting bookkeeping are obliged to submit data on a monthly basis. Therefore, for the total of enterprises, data are available only on a quarterly basis.

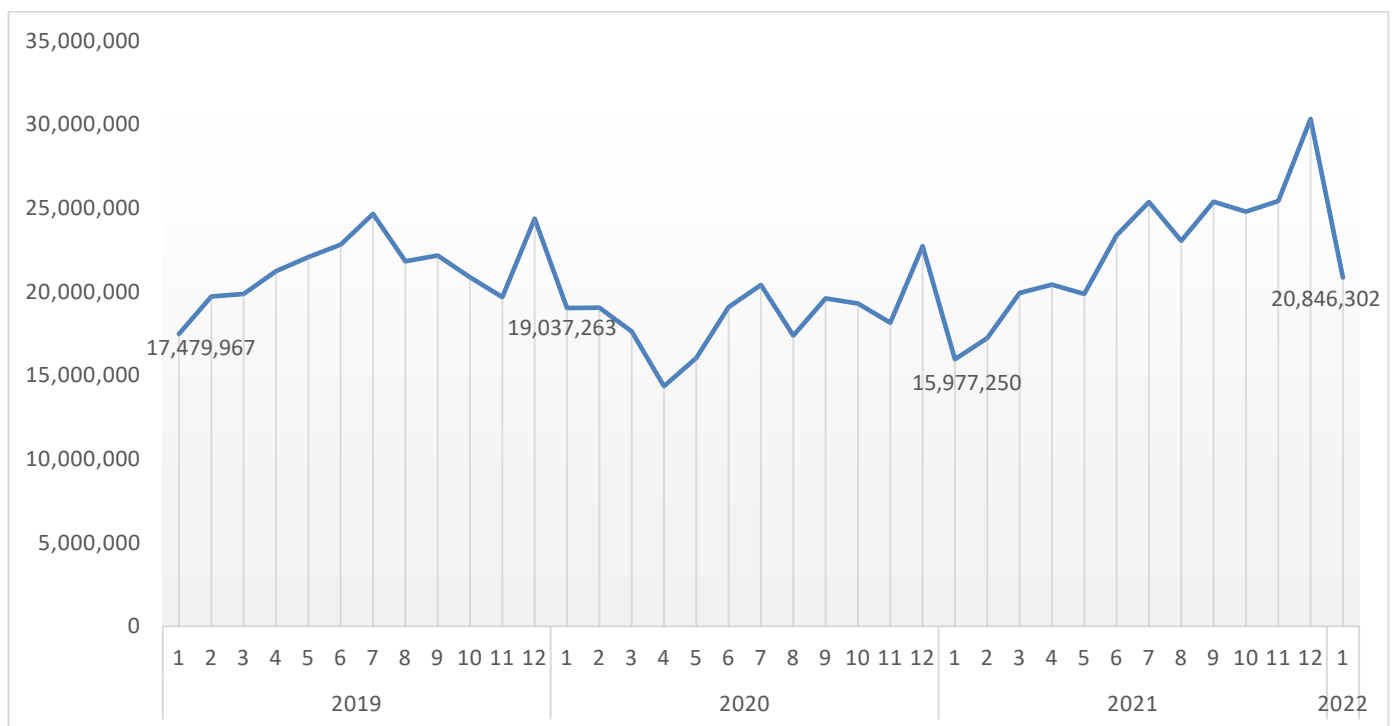
Table 3b: Turnover (in thousand €), from Administrative Sources, for Enterprises obliged to double-entry accounting bookkeeping, which belong to activity classes that were Under Suspension of Operation for the first time in November 2020

ECONOMIC ACTIVITY		TURNOVER (in thousand €)				RATE OF CHANGE (%)	
Code NACE Rev. 2	Description	December 2020	January 2021	December 2021	January 2022	December 2021/2020	January 2022/2021
79	Travel agency, tour operator and other reservation service and related activities	100	39	387	150	287.0	284.6
86	Human health activities	386	315	418	236	8.3	-25.1

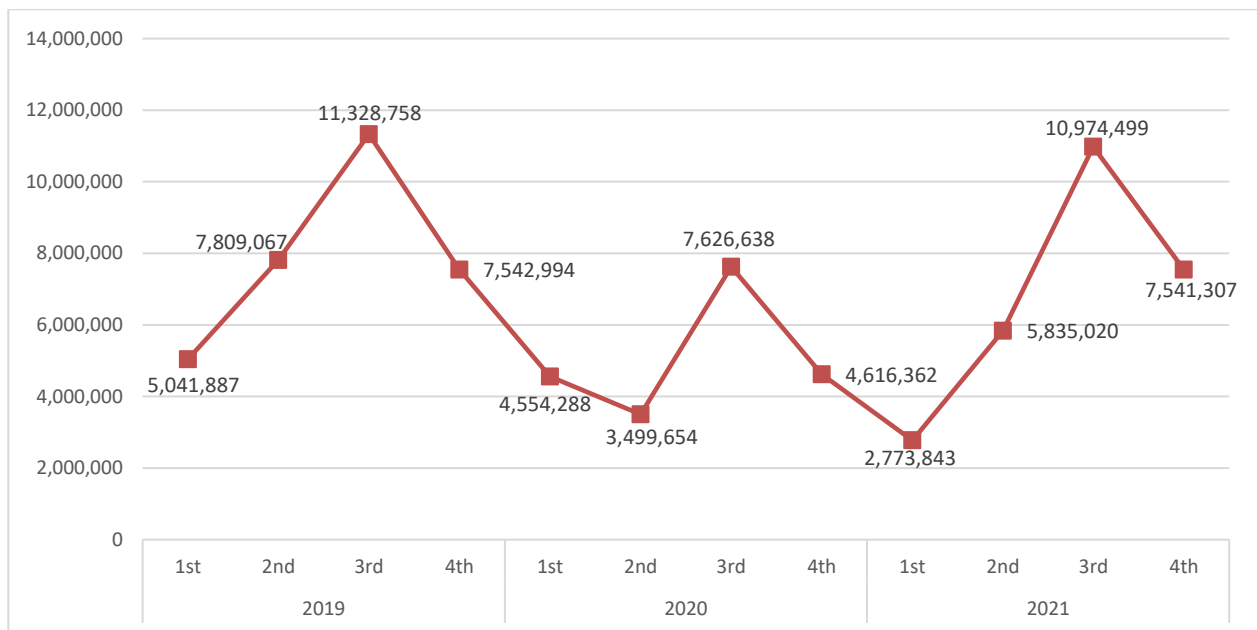
Graph 1. Turnover (in thousand €), for the Total of Enterprises in the Greek Economy



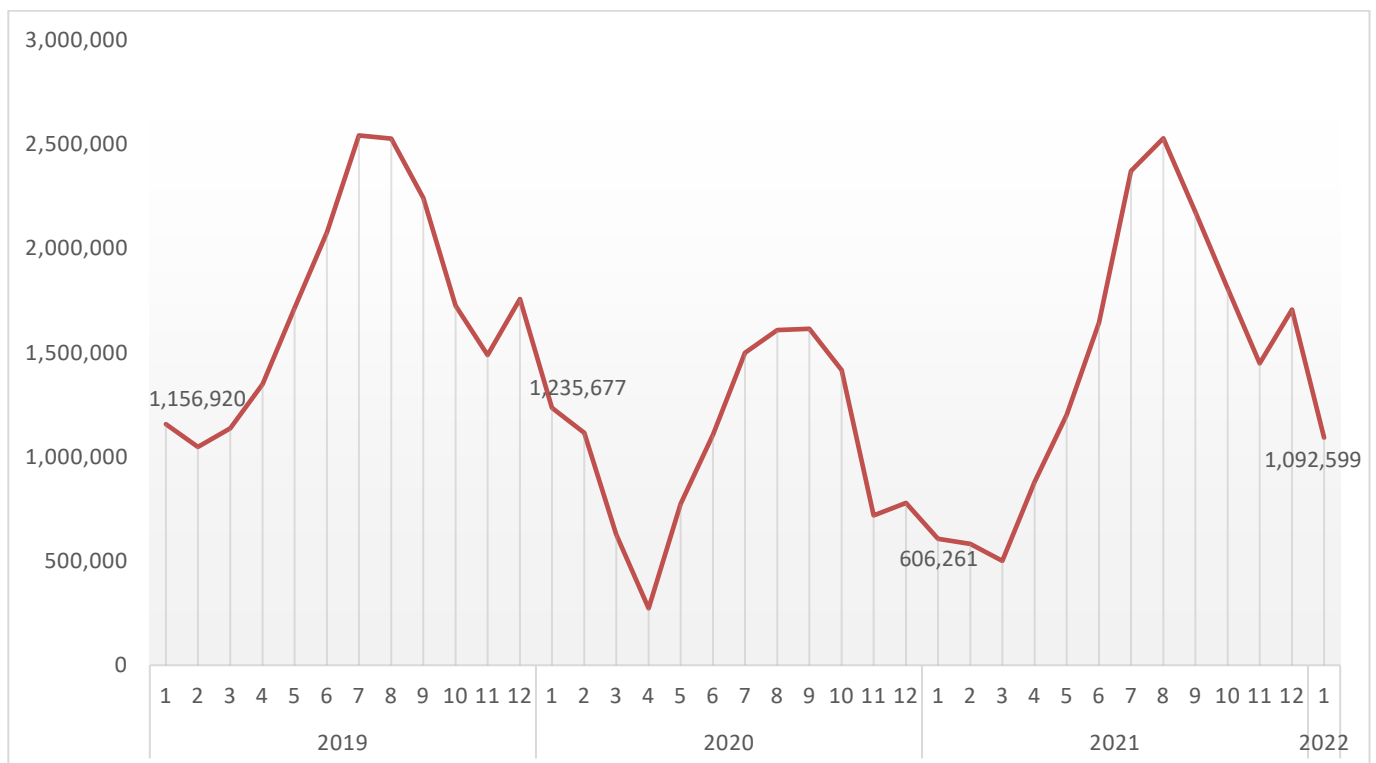
Graph 2. Turnover (in thousand €) only for the Enterprises obliged to double-entry accounting bookkeeping (monthly data submission)



Graph 3. Turnover (in thousand €), for the Total of Enterprises under Suspension of Operation, in March 2020



Graph 4. Turnover (in thousand €) only for the Enterprises under Suspension of Operation in March 2020, obliged to double-entry accounting bookkeeping (monthly data submission)



METHODOLOGICAL NOTES

Generally The present Press Release provides statistical data on enterprises classified in the economic activity classes that were or are under suspension of operation on the basis of state order in March 2020, due to the pandemic of the corona virus disease 2019 (COVID-19), (relevant link from the Ministry of Finance webpage, available only in Greek, [KAD of closed enterprises](#)).

These statistical data have been compiled on the basis of the linking and processing of primary data from the following sources:

- The final Statistical Business Register of ELSTAT, of the reference year 2018.
- Administrative registers of enterprises, of the reference year 2020.
- Administrative transactions files (tax, etc) of the reference years 2019, 2020, 2021 and 2022.

In particular, the following primary data have been used per source:

- Active enterprises and the economic activity class from the final Statistical Business Register of the reference year 2018.
- The population of legal units (TIN: Tax Identification Number) classified in KAD (Codes of Activity) with temporary suspension of operation, from administrative registers of enterprises, of year 2020.
- Income data from administrative transactions files of the years 2019, 2020, 2021 and 2022.

It has to be noted, that after the process of matching the KAD codes to the classes of the Statistical Classification of Economic Activities (NACE Rev. 2), for which a total (referring to all the underlying activities) or a partial suspension of operation is applied for the enterprises that are classified to them on the basis of state order in March 2020, follows the linking with the data of the final Statistical Business Register of the year 2018, which is the main reference framework for the current Press Release. This linking leads to different results as regards the share of enterprises under suspension of operation per economic activity class NACE Rev.2, (mainly, because there are enterprises that were operating during the whole or part of the year 2018 and they were closed from 2019 onwards).

After the application of the same methodology, the number of enterprises that were under suspension of operation in November 2020, on the basis of state order, has been defined (corresponding links, available only in Greek, [Government Gazette B'/4899/06.11.2020](#) and [List of KAD under suspension of operation](#)).

Statistical classifications For the economic activities, the European statistical classification of economic activities [NACE Rev. 2](#) is used. It is noted that an automatic transition from KAD to codes of NACE Rev. 2 classification was applied on the basis of valid correspondence rules.

Reference Period January 2022.

Statistical unit The statistical unit is the legal unit (distinct TIN).

Comparability The announced statistical data are comparable with the data of the final Statistical Business Register of ELSTAT, of the reference year 2018 (relevant link from the webpage of ELSTAT, where tables and information on the methodology applied are provided [Statistical Business Register](#)).

References Analytical tables are available under ELSTAT's website (www.statistics.gr) at the following link: <https://www.statistics.gr/en/statistics/-/publication/SBR02/>

ANNEX

List of Codes of National Activities (KAD), under suspension of operation in March and November 2020, on the basis of state order, which correspond to part of classes of specific divisions of the Statistical Classification of Economic Activities (NACE Rev. 2)

Statistical Classification of Economic Activities (NACE Rev. 2)		Codes of Activities (KAD) under suspension of operation					
		March 2020			November 2020		
Division	Class	4-digit codes	6-digit, 8-digit codes	Exceptions from 4-digit KAD under suspension of operation	4-digit codes	6-digit, 8-digit codes	Exceptions from 4-digit KAD under suspension of operation
47	4711						
47	4719	4719		47.19.10.01 47.19.10.02	4719		47.19.10.01 47.19.10.02
47	4721						
47	4722						
47	4723						
47	4724						
47	4725						
47	4726						
47	4729						
47	4730						
47	4741	4741			4741		
47	4742	4742			4742		
47	4743	4743			4743		
47	4751	4751			4751		
47	4752	4752			4752		
47	4753	4753			4753		
47	4754	4754			4754		
47	4759	4759			4759		
47	4761	4761			4761		
47	4762		47.62.63			47.62.63	
47	4763	4763			4763		
47	4764	4764			4764		
47	4765	4765			4765		
47	4771	4771			4771		
47	4772	4772			4772		
47	4773						
47	4774						
47	4775	4775		47.75.76.19	4775		47.75.76.19
47	4776	4776		47.76.77.02, 47.76.77.04 47.76.77.05, 47.76.77.06 47.76.77.07, 47.76.77.08 47.76.77.09, 47.76.77.13 47.76.77.14, 47.76.77.15 47.76.77.16, 47.76.77.17 47.76.77.18, 47.76.77.19 47.76.77.20 47.76.78, 47.76.79	4776		47.76.77.02, 47.76.77.04 47.76.77.05, 47.76.77.06 47.76.77.07, 47.76.77.08 47.76.77.09, 47.76.77.13 47.76.77.14, 47.76.77.15 47.76.77.16, 47.76.77.17 47.76.77.18, 47.76.77.19 47.76.77.20 47.76.78, 47.76.79
47	4777	4777			4777		
47	4778	4778		47.78.84, 47.78.85 47.78.87, 47.78.88	4778		47.78.84, 47.78.85 47.78.86.24, 47.78.87 47.78.88
47	4779	4779			4779		
47	4781						
47	4782	4782			4782		
47	4789	4789			4789		
47	4791						
47	4799				4799		47.99.16.01, 47.99.17.01 47.99.21.01, 47.99.24.01 47.99.85

Statistical Classification of Economic Activities (NACE Rev. 2)		Codes of Activities (KAD) under suspension of operation					
		March 2020			November 2020		
Division	Class	4-digit codes	6-digit, 8-digit codes	Exceptions from 4-digit KAD under suspension of operation	4-digit codes	6-digit, 8-digit codes	Exceptions from 4-digit KAD under suspension of operation
55	5510	5510					
55	5520	5520					
55	5530	5530					
55	5590						
56	5610	5610			5610		
56	5621	5621			5621		
56	5629		56.29.20.02 56.29.20.04 56.29.20.05		5629		56.29.20.01
56	5630	5630			5630		
59	5911						
59	5912						
59	5913						
59	5914	5914			5914		
59	5920						
71	7111						
71	7112						
71	7120		71.20.14			71.20.14	
77	7711						
77	7712						
77	7721	7721			7721		
77	7722	7722			7722		
77	7729	7729			7729		
77	7731						
77	7732						
77	7733						
77	7734						
77	7735						
77	7739					77.39.13 77.39.19.03	
77	7740						
79	7911						
79	7912						
79	7990					79.90.32 79.90.39	
82	8211						
82	8219						
82	8220						
82	8230	8230			8230		
82	8291						
82	8292						
82	8299						

Statistical Classification of Economic Activities (NACE Rev. 2)		Codes of Activities (KAD) under suspension of operation					
		March 2020			November 2020		
Division	Class	4-digit codes	6-digit, 8-digit codes	Exceptions from 4-digit KAD under suspension of operation	4-digit codes	6-digit, 8-digit codes	Exceptions from 4-digit KAD under suspension of operation
85	8510	8510			8510		
85	8520	8520					
85	8531	8531					
85	8532	8532					
85	8541	8541					
85	8542	8542					
85	8551	8551			8551		85.51.10.06
85	8552	8552			8552		
85	8553	8553			8553		
85	8559	8559			8559		
85	8560	8560					
86	8610						
86	8621						
86	8622						
86	8623						
86	8690					86.90.19.10	
88	8810	8810				88.10.11 88.10.12	
88	8891	8891				88.91.1	88.91.12, 88.91.13.03
88	8899						
90	9001				9001		
90	9002	9002			9002		
90	9003					90.03.11.04 90.03.11.07 90.03.11.17 90.03.11.18	
90	9004	9004			9004		
91	9101	9101			9101		
91	9102	9102			9102		
91	9103	9103			9103		
91	9104	9104			9104		
92	9200	9200		92.00.14, 92.00.21	9200		92.00.14, 92.00.21
93	9311	9311			9311		
93	9312	9312			9312		
93	9313	9313			9313		
93	9319	9319			9319		93.19.13.03
93	9321	9321			9321		
93	9329	9329			9329		
94	9411						
94	9412						
94	9420						
94	9491						
94	9492						
94	9499		94.99.16.01 94.99.16.02			94.99.16	
96	9601						
96	9602	9602			9602		
96	9603						
96	9604	9604			9604		
96	9609		96.09.19.06 96.09.19.08 96.09.19.09 96.09.19.12 96.09.19.16 96.09.19.17			96.09.19.06 96.09.19.08 96.09.19.09 96.09.19.12 96.09.19.16 96.09.19.17	