



PRESS RELEASE

EVOLUTION OF TURNOVER OF ENTERPRISES UNDER SUSPENSION OF OPERATION DUE TO THE PANDEMIC OF THE CORONA VIRUS DISEASE 2019 (COVID-19) DECEMBER, 4th QUARTER 2021 ANNUAL DATA 2021

The Hellenic Statistical Authority (ELSTAT) announces data on the evolution of turnover of the enterprises that were under suspension of operation in March 2020, on the basis of state order, due to the pandemic of the corona virus disease 2019 (COVID-19) (corresponding link, available only in Greek, [KAD of closed enterprises](#)).

Moreover, additional discrete data are announced for the enterprises that were under suspension of operation in November 2020, on the basis of state order, for the limitation of the dispersion of the corona virus (COVID-19) (corresponding links, available only in Greek, [Government Gazette B'/4899/06.11.2020](#) and [List of KAD under suspension of operation](#)).

The current publication is a sequel of the relevant Press Releases published by ELSTAT ([PR link](#)), incorporating the most recent data on turnover from Administrative Sources for **December and 4th quarter 2021**. Similar publications have been scheduled and are issued on a monthly basis, during the whole period in which the recording of the impact of COVID-19 on the performance of Greek enterprises that were under suspension of operation in the framework of the confinement measures remains relevant and warranted.

In addition, tables and graphs presenting aggregated turnover data for all enterprises and sectors of the economy throughout the period under review have been incorporated, as a comparative basis for the assessment of the effects of COVID-19 pandemic, in terms of turnover rates of change, in total and by sector.

The purpose served by these publications is to both monitor and present the evolution of the basic economic concept of interest (turnover from Administrative Sources) for the enterprises under suspension of operation, in distinct periods ranging from the beginning of the year 2020, as well as in the year 2021 during the periods of the implementation of the confinement measures and during the periods of the gradual lifting of these measures, as well as in comparison with the corresponding months of each previous year.

The published data can on the one hand highlight, which enterprises suffer more in terms of turnover decrease during the implementation periods of the confinement measures and on the other hand the relative speed at which enterprises recovered upon the gradual lifting of these measures.

Moreover, on the basis of the published data, it can be concluded from the supply side, which enterprises responded – adapted faster to the lifting of the confinement measures and to the operation under the newly imposed conditions due to the pandemic. In parallel, from the demand side, useful conclusions can be drawn indirectly as regards the enterprises that were chosen in priority and more massively by the consumers (natural persons and enterprises) during the periods of the lifting of the confinement measures, in order to satisfy their basic and other needs.

Information on methodological issues:

Business Statistics Division
Registers and Big Enterprises Section
Head of Section: Adamantia Georgostathi
Tel.: +30 213 135 2043
e-mail: a.georgostathi@statistics.gr

Information on data provision:

Tel.: +30 213 135 2022, 2308, 2310
E-mail: data.dissem@statistics.gr

More specifically,

Concerning **the enterprises and the activities of the economy as a whole**, the turnover in 2021 amounted to 332,434,338 thousand euro, recording an increase of 21.1% in comparison with 2020, when the respective turnover was 274,437,995 thousand euro. The largest increase in turnover per 59.8% in 2021 compared with 2020 was recorded from the enterprises of the section Accommodation and Food Service Activities, while the smallest increase in turnover per 2.7% was recorded from the enterprises of Real Estate Activities section (Table 1).

Concerning **the enterprises and the activities of the economy as a whole**, the turnover in the fourth quarter 2021 amounted to 99,030,603 thousand euro, recording an increase of 32.7% in comparison with the fourth quarter 2020, when the respective turnover was 74,653,883 thousand euro. The biggest increase in turnover per 88.6% in the fourth quarter 2021 compared with the fourth quarter 2020 was recorded from the enterprises of the section Arts, Entertainment and Recreation, while the smallest increase in turnover per 0.1% was recorded from the enterprises of the section Mining and Quarrying (Table 1a).

For **the enterprises of the economy as a whole, obliged to double-entry accounting bookkeeping**, for which data are available on a monthly basis, the turnover in December 2021 amounted to 30,335,748 thousand euro, recording an increase of 33.5% in comparison with December 2020, when the respective turnover was 22,720,856 thousand euro. The biggest increase in turnover in December 2021 compared with December 2020 was recorded from the enterprises of the section Arts, Entertainment and Recreation per 342.5%, The smallest increase in turnover in December 2021 compared with December 2020 was recorded from the enterprises of the section Other Service Activities, per 0.5%, while the biggest decrease was recorded from the enterprises of the section Public Administration and Defense; Compulsory Social Security per 5.6% (Table 1b).

From **the 210,217 enterprises that were under suspension of operation in March 2020**, the turnover in 2021 amounted to 27,124,667 thousand euro, recording a decrease of 33.6% in comparison with 2020, when the respective turnover was 20,296,943 thousand euro. The largest increase in turnover per 120.3% in 2021 compared with 2020 was recorded from the enterprises of the activity class Accommodation, while the smallest decrease in turnover per 4.7% was recorded from the enterprises of the activity class Libraries, archives, museums and other cultural activities (Table 2).

From **the 210,217 enterprises that were under suspension of operation in March 2020**, the turnover in the fourth quarter 2021 amounted to 7,541,307 thousand euro, recording an increase of 63.4% in comparison with the fourth quarter 2020, when the respective turnover was 4,616,362 thousand euro. The biggest increase in turnover per 536.7% in the fourth quarter 2021 compared with the fourth quarter 2020 was recorded from the enterprises of the activity class Motion picture, video and television program production, sound recording and music publishing activities. The smallest increase in turnover per 2.1% was recorded from the enterprises of the activity class Sports activities and amusement and recreation activities, while a decrease was recorded from the enterprises of the activity class Libraries, archives, museums and other cultural activities per 1.9% (Table 2a).

For **the enterprises under suspension of operation in March 2020, obliged to double-entry accounting bookkeeping**, for which data are available on a monthly basis, the turnover in December 2021 amounted to 1,706,389 thousand euro, recording an increase of 119.1% in comparison with December 2020, when the respective turnover was 778,686 thousand euro. The biggest increase in turnover in December 2021 compared with December 2020 was recorded from the enterprises in the activity class Gambling and betting activities per 1,069.5%. The smallest increase in turnover in December 2021 compared with December 2020 was recorded from the enterprises of the activity class Education per 13.3%, while the biggest decrease was recorded from the enterprises of the activity class Creative, arts and entertainment activities per 35.7% (Table 2b).

Table 1. Annual Turnover (in thousand €), from Administrative Sources, for the Total of Enterprises in the Greek Economy (final Statistical Business Register, year 2018), per section of Economic Activity (NACE Rev. 2)

| ECONOMIC ACTIVITY | | NUMBER OF ENTERPRISES | | | TURNOVER (in thousand €) | | SHARE IN THE TOTAL TURNOVER | | RATE OF CHANGE (%) |
|-----------------------|--|-----------------------|----------------------------------|------------------|-----------------------------|--------------------|-----------------------------------|------|--------------------------|
| Code NACE Rev.2 | Description | Total | Under suspension of operation | | 2020 | 2021 | 2020 | 2021 | 2021/2020 |
| | | | March 2020 | November 2020 | | | | | |
| A | Agriculture, Forestry and Fishing | 549,361 | | | 7,101,046 | 8,186,128 | 2.6 | 2.5 | 15.3 |
| B | Mining and Quarrying | 601 | | | 798,229 | 844,426 | 0.3 | 0.3 | 5.8 |
| C | Manufacturing | 56,972 | | | 56,516,685 | 71,662,787 | 20.6 | 21.6 | 26.8 |
| D | Electricity, Gas, Steam and Air Conditioning Supply | 7,446 | | | 18,140,590 | (**) | 6.6 | (**) | (**) |
| E | Water Supply, Sewerage, Waste Management and Remediation Activities | 1,940 | | | 1,911,405 | 2,167,009 | 0.7 | 0.7 | 13.4 |
| F | Construction | 58,771 | | | 9,421,783 | 10,463,005 | 3.4 | 3.1 | 11.1 |
| G | Wholesale and Retail Trade; Repair of Motor Vehicles and Motorcycles | 227,461 | 63,360 | 66,000 | 115,534,680 | 134,798,888 | 42.1 | 40.5 | 16.7 |
| H | Transportation and Storage | 60,059 | | | 12,745,552 | 16,384,587 | 4.6 | 4.9 | 28.6 |
| I | Accommodation and Food Service Activities | 106,819 | 90,785 | 65,513 | 6,455,593 | 10,312,967 | 2.4 | 3.1 | 59.8 |
| J | Information and Communication | 16,372 | 184 | 187 | 11,271,047 | 12,290,927 | 4.1 | 3.7 | 9.0 |
| K | Financial and Insurance Activities | 16,856 | | | 10,112,039 | (**) | 3.7 | (**) | (**) |
| L | Real Estate Activities | 9,153 | | | 1,740,240 | 1,787,384 | 0.6 | 0.5 | 2.7 |
| M | Professional, Scientific and Technical Activities | 134,286 | 328 | 294 | 9,739,687 | 11,417,781 | 3.5 | 3.4 | 17.2 |
| N | Administrative and Support Service Activities | 20,284 | 2,211 | 2,729 | 4,725,389 | 5,995,849 | 1.7 | 1.8 | 26.9 |
| O | Public Administration and Defense; Compulsory Social Security | 1,033 | | | 442,476 | 477,271 | 0.2 | 0.1 | 7.9 |
| P | Education | 20,901 | 18,661 | 17,026 | 376,012 | 436,599 | 0.1 | 0.1 | 16.1 |
| Q | Human Health and Social Work Activities | 58,066 | 1,356 | 1,933 | 2,095,544 | 2,556,307 | 0.8 | 0.8 | 22.0 |
| R | Arts, Entertainment and Recreation | 21,138 | 13,723 | 15,531 | 3,844,437 | 4,422,272 | 1.4 | 1.3 | 15.0 |
| S | Other Service Activities | 38,736 | 19,609 | 19,772 | 1,127,972 | 1,305,337 | 0.4 | 0.4 | 15.7 |
| W | Unknown Activity | 13,600 | | | 337,589 | 483,406 | 0.1 | 0.1 | 43.2 |
| Total | | 1,419,855 | 210,217 | 188,985 | 274,437,995 | 332,434,338 | | | 21.1 |

(**) Extraordinary transactions were recorded in the data. Therefore, they are not published as they are not comparable.

Table 1a. Turnover (in thousand €), from Administrative Sources, for the Total of Enterprises in the Greek Economy (final Statistical Business Register, year 2018), per section of Economic Activity (NACE Rev. 2)

| ECONOMIC ACTIVITY | | TURNOVER (in thousand €) | | | | RATE OF CHANGE (%) | |
|-----------------------|--|---------------------------------|---------------------------------|---------------------------------|---------------------------------|--------------------------------------|--------------------------------------|
| Code NACE Rev.2 | Description | 3 rd Quarter 2020 | 4 th Quarter 2020 | 3 rd Quarter 2021 | 4 th Quarter 2021 | 3 rd Quarter 2021/2020 | 4 th Quarter 2021/2020 |
| A | Agriculture, Forestry and Fishing | 1,576,997 | 2,607,280 | 1,844,472 | 2,908,351 | 17.0 | 11.5 |
| B | Mining and Quarrying | 205,458 | 234,637 | 220,328 | 234,757 | 7.2 | 0.1 |
| C | Manufacturing | 14,275,213 | 14,944,345 | 18,744,031 | 20,355,002 | 31.3 | 36.2 |
| D | Electricity, Gas, Steam and Air Conditioning Supply | 4,451,878 | 5,169,311 | (**) | (**) | (**) | (**) |
| E | Water Supply, Sewerage, Waste Management and Remediation Activities | 499,716 | 555,565 | 565,098 | 631,966 | 13.1 | 13.8 |
| F | Construction | 2,493,120 | 3,277,993 | 2,743,132 | 3,642,605 | 10.0 | 11.1 |
| G | Wholesale and Retail Trade; Repair of Motor Vehicles and Motorcycles | 30,548,603 | 30,455,598 | 35,867,273 | 37,883,927 | 17.4 | 24.4 |
| H | Transportation and Storage | 3,493,772 | 3,269,774 | 4,989,453 | 4,970,399 | 42.8 | 52.0 |
| I | Accommodation and Food Service Activities | 3,294,383 | 1,200,750 | 5,926,253 | 2,189,418 | 79.9 | 82.3 |
| J | Information and Communication | 2,737,627 | 3,232,598 | 2,968,106 | 3,588,358 | 8.4 | 11.0 |
| K | Financial and Insurance Activities | 1,886,057 | 2,489,226 | (**) | (**) | (**) | (**) |
| L | Real Estate Activities | 449,769 | 514,549 | 567,378 | 527,511 | 26.1 | 2.5 |
| M | Professional, Scientific and Technical Activities | 2,304,831 | 3,271,900 | 2,770,258 | 3,868,200 | 20.2 | 18.2 |
| N | Administrative and Support Service Activities | 1,411,721 | 1,311,185 | 2,090,143 | 1,648,541 | 48.1 | 25.7 |
| O | Public Administration and Defense; Compulsory Social Security | 112,959 | 143,970 | 131,117 | 144,793 | 16.1 | 0.6 |
| P | Education | 99,267 | 114,177 | 123,501 | 137,564 | 24.4 | 20.5 |
| Q | Human Health and Social Work Activities | 482,395 | 639,413 | 616,645 | 751,177 | 27.8 | 17.5 |
| R | Arts, Entertainment and Recreation | 1,318,210 | 803,336 | 1,444,230 | 1,514,796 | 9.6 | 88.6 |
| S | Other Service Activities | 311,959 | 319,877 | 395,110 | 388,664 | 26.7 | 21.5 |
| W | Unknown Activity | 101,468 | 2,607,280 | 160,452 | 137,033 | 58.1 | 39.3 |
| Total | | 72,055,403 | 74,653,883 | 91,460,665 | 99,030,603 | 26.9 | 32.7 |

(**) Extraordinary transactions were recorded in the data. Therefore, they are not published as they are not comparable.

Note:
Enterprises with single-entry accounting bookkeeping are obliged to submit data to tax authorities on a quarterly basis, while enterprises with double-entry accounting bookkeeping are obliged to submit data on a monthly basis. Therefore, for the total of enterprises, data are available only on a quarterly basis.

Table 1b. Turnover (in thousand €), from Administrative Sources, for the Total of Enterprises in the Greek Economy (final Statistical Business Register, year 2018), obliged to double-entry accounting bookkeeping, per section of Economic Activity (NACE Rev. 2)

| ECONOMIC ACTIVITY | | TURNOVER (in thousand €) | | | | RATE OF CHANGE (%) | |
|-----------------------|--|-----------------------------|-------------------|-------------------|-------------------|-----------------------|-----------------------|
| Code NACE Rev.2 | Description | November 2020 | December 2020 | November 2021 | December 2021 | November 2021/2020 | December 2021/2020 |
| A | Agriculture, Forestry and Fishing | 234,047 | 227,691 | 264,121 | 266,997 | 12.8 | 17.3 |
| B | Mining and Quarrying | 67,502 | 90,519 | 63,812 | 102,198 | -5.5 | 12.9 |
| C | Manufacturing | 4,516,368 | 4,977,166 | 6,323,974 | 6,344,054 | 40.0 | 27.5 |
| D | Electricity, Gas, Steam and Air Conditioning Supply | 1,605,708 | 1,979,051 | (**) | (**) | (**) | (**) |
| E | Water Supply, Sewerage, Waste Management and Remediation Activities | 170,480 | 193,936 | 201,755 | 228,497 | 18.3 | 17.8 |
| F | Construction | 545,059 | 1,226,318 | 677,693 | 1,319,420 | 24.3 | 7.6 |
| G | Wholesale and Retail Trade; Repair of Motor Vehicles and Motorcycles | 7,294,947 | 8,413,156 | 9,248,605 | 10,497,913 | 26.8 | 24.8 |
| H | Transportation and Storage | 768,596 | 951,349 | 1,143,931 | 1,705,802 | 48.8 | 79.3 |
| I | Accommodation and Food Service Activities | 103,644 | 140,512 | 234,504 | 288,109 | 126.3 | 105.0 |
| J | Information and Communication | 912,835 | 1,234,012 | 1,026,239 | 1,357,017 | 12.4 | 10.0 |
| K | Financial and Insurance Activities | 543,543 | 1,173,695 | (**) | (**) | (**) | (**) |
| L | Real Estate Activities | 105,071 | 235,935 | 124,111 | 228,062 | 18.1 | -3.3 |
| M | Professional, Scientific and Technical Activities | 565,154 | 982,101 | 690,653 | 1,154,726 | 22.2 | 17.6 |
| N | Administrative and Support Service Activities | 320,048 | 440,865 | 381,959 | 490,704 | 19.3 | 11.3 |
| O | Public Administration and Defense; Compulsory Social Security | 26,826 | 36,914 | 29,561 | 34,830 | 10.2 | -5.6 |
| P | Education | 17,518 | 34,009 | 19,887 | 38,470 | 13.5 | 13.1 |
| Q | Human Health and Social Work Activities | 153,504 | 192,935 | 218,281 | 206,868 | 42.2 | 7.2 |
| R | Arts, Entertainment and Recreation | 152,929 | 107,832 | 430,035 | 477,152 | 181.2 | 342.5 |
| S | Other Service Activities | 34,663 | 59,684 | 36,474 | 60,006 | 5.2 | 0.5 |
| W | Unknown Activity | 16,174 | 23,176 | 26,477 | 32,230 | 63.7 | 39.1 |
| Total | | 18,154,616 | 22,720,856 | 25,421,612 | 30,335,748 | 40.0 | 33.5 |

(**) Extraordinary transactions were recorded in the data. Therefore, they are not published as they are not comparable.

Table 2. Annual Turnover (in thousand €) from Administrative Sources for the Total of Enterprises under Suspension of Operation in March 2020, per Economic Activity Class (NACE Rev. 2)

| ECONOMIC ACTIVITY | | TURNOVER (in thousand €) | | RATE OF CHANGE (%) 2021/2020 |
|------------------------|--|-----------------------------|-------------------|------------------------------------|
| Code NACE Rev. 2 | Description | 2020 | 2021 | |
| 47 | Retail trade, except of motor vehicles and motorcycles | 9,350,733 | 11,660,863 | 24.7 |
| 55 | Accommodation | 2,281,110 | 5,025,307 | 120.3 |
| 56 | Food and beverage service activities | 3,879,402 | 4,872,225 | 25.6 |
| 59 | Motion picture, video and television programme production, sound recording and music publishing activities | 27,847 | 31,989 | 14.9 |
| 71 | Architectural and engineering activities; technical testing and analysis | 98,569 | 126,766 | 28.6 |
| 77 | Rental and leasing activities | 66,234 | 90,644 | 36.9 |
| 82 | Office administrative, office support and other business support activities | 112,124 | 152,642 | 36.1 |
| 85 | Education | 363,062 | 424,188 | 16.8 |
| 88 | Social work activities without accommodation | 47,364 | 56,327 | 18.9 |
| 90 | Creative, arts and entertainment activities | 138,423 | 163,701 | 18.3 |
| 91 | Libraries, archives, museums and other cultural activities | 90,934 | 95,190 | 4.7 |
| 92 | Gambling and betting activities | 3,079,922 | 3,510,091 | 14.0 |
| 93 | Sports activities and amusement and recreation activities | 441,559 | 537,951 | 21.8 |
| 94 | Activities of membership organisations | 16,338 | 20,121 | 23.2 |
| 96 | Other personal service activities | 303,322 | 356,661 | 17.6 |
| Total | | 20,296,943 | 27,124,667 | 33.6 |

Table 2a. Turnover (in thousand €) from Administrative Sources for the Total of Enterprises under Suspension of Operation in March 2020, per Economic Activity Class (NACE Rev. 2)

| ECONOMIC ACTIVITY | | TURNOVER (in thousand €) | | | | RATE OF CHANGE (%) | |
|------------------------|--|---------------------------------|---------------------------------|---------------------------------|---------------------------------|--------------------------------------|--------------------------------------|
| Code NACE Rev. 2 | Description | 3 rd Quarter 2020 | 4 th Quarter 2020 | 3 rd Quarter 2021 | 4 th Quarter 2021 | 3 rd Quarter 2021/2020 | 4 th Quarter 2021/2020 |
| 47 | Retail trade, except of motor vehicles and motorcycles | 2,857,675 | 2,447,223 | 3,433,567 | 3,585,000 | 20.2 | 46.5 |
| 55 | Accommodation | 1,554,569 | 403,353 | 3,531,820 | 833,863 | 127.2 | 106.7 |
| 56 | Food and beverage service activities | 1,624,485 | 728,396 | 2,212,070 | 1,249,524 | 36.2 | 71.5 |
| 59 | Motion picture, video and television programme production, sound recording and music publishing activities | 7,013 | 2,785 | 9,996 | 17,732 | 42.5 | 536.7 |
| 71 | Architectural and engineering activities; technical testing and analysis | 28,416 | 21,683 | 33,465 | 33,205 | 17.8 | 53.1 |
| 77 | Rental and leasing activities | 25,300 | 17,391 | 38,529 | 21,273 | 52.3 | 22.3 |
| 82 | Office administrative, office support and other business support activities | 22,312 | 22,589 | 42,837 | 68,807 | 92.0 | 204.6 |
| 85 | Education | 96,400 | 110,213 | 120,590 | 133,521 | 25.1 | 21.1 |
| 88 | Social work activities without accommodation | 11,353 | 13,284 | 16,124 | 13,648 | 42.0 | 2.7 |
| 90 | Creative, arts and entertainment activities | 26,746 | 43,388 | 43,093 | 56,338 | 61.1 | 29.8 |
| 91 | Libraries, archives, museums and other cultural activities | 25,513 | 29,835 | 29,511 | 29,270 | 15.7 | -1.9 |
| 92 | Gambling and betting activities | 1,117,688 | 547,375 | 1,145,819 | 1,232,052 | 2.5 | 125.1 |
| 93 | Sports activities and amusement and recreation activities | 127,680 | 151,947 | 197,254 | 155,145 | 54.5 | 2.1 |
| 94 | Activities of membership organisations | 4,528 | 5,208 | 5,133 | 8,575 | 13.4 | 64.7 |
| 96 | Other personal service activities | 96,960 | 71,692 | 114,691 | 103,354 | 18.3 | 44.2 |
| Total | | 7,626,638 | 4,616,362 | 10,974,499 | 7,541,307 | 43.9 | 63.4 |

Note:

Enterprises with single-entry accounting bookkeeping are obliged to submit data to tax authorities on a quarterly basis, while enterprises with double-entry accounting bookkeeping are obliged to submit data on a monthly basis. Therefore, for the total of enterprises, data are available only on a quarterly basis.

Table 2b. Turnover (in thousand €), from Administrative Sources, for Enterprises Under Suspension of Operation in March 2020, obliged to double-entry accounting bookkeeping, per Economic Activity Class (NACE Rev. 2)

| ECONOMIC ACTIVITY | | TURNOVER (in thousand €) | | | | RATE OF CHANGE (%) | |
|------------------------|--|-----------------------------|------------------|------------------|------------------|-----------------------|-----------------------|
| Code NACE Rev. 2 | Description | November 2020 | December 2020 | November 2021 | December 2021 | November 2021/2020 | December 2021/2020 |
| 47 | Retail trade, except of motor vehicles and motorcycles | 444,659 | 490,460 | 745,002 | 881,338 | 67.5 | 79.7 |
| 55 | Accommodation | 40,534 | 75,370 | 111,701 | 144,357 | 175.6 | 91.5 |
| 56 | Food and beverage service activities | 53,767 | 56,343 | 107,184 | 126,757 | 99.4 | 125.0 |
| 59 | Motion picture, video and television programme production, sound recording and music publishing activities | 381 | 755 | 4,255 | 6,460 | 1.016.8 | 755.6 |
| 71 | Architectural and engineering activities; technical testing and analysis | 2,549 | 6,695 | 8,474 | 8,280 | 232.5 | 23.7 |
| 77 | Rental and leasing activities | 1,252 | 1,911 | 1,664 | 1,636 | 32.9 | -14.4 |
| 82 | Office administrative, office support and other business support activities | 4,044 | 6,406 | 18,437 | 21,325 | 355.9 | 232.9 |
| 85 | Education | 17,237 | 33,547 | 20,325 | 38,000 | 17.9 | 13.3 |
| 88 | Social work activities without accommodation | 2,209 | 4,172 | 2,888 | 3,499 | 30.7 | -16.1 |
| 90 | Creative, arts and entertainment activities | 4,954 | 22,889 | 8,149 | 14,727 | 64.5 | -35.7 |
| 91 | Libraries, archives, museums and other cultural activities | 2,849 | 5,482 | 3,657 | 4,968 | 28.4 | -9.4 |
| 92 | Gambling and betting activities | 94,911 | 34,620 | 374,964 | 404,886 | 295.1 | 1,069.5 |
| 93 | Sports activities and amusement and recreation activities | 48,083 | 37,076 | (**) | 44,533 | (**) | 20.1 |
| 94 | Activities of membership organisations | 126 | 314 | 457 | 1,129 | 262.2 | 259.6 |
| 96 | Other personal service activities | 1,714 | 2,646 | 3,824 | 4,494 | 123.1 | 69.8 |
| Total | | 719,269 | 778,686 | 1,449,233 | 1,706,389 | 101.5 | 119.1 |

(**) Extraordinary transactions were recorded in the data. Therefore, they are not published as they are not comparable.

Table 3: Annual Turnover (in thousand €), from Administrative Sources, for the Total of Enterprises, which belong to activity classes that were Under Suspension of operation for the first time in November 2020

| ECONOMIC ACTIVITY | | TURNOVER (in thousand €) | | RATE OF CHANGE (%) 2021/2020 |
|-------------------|---|-----------------------------|--------|---------------------------------|
| Code NACE Rev. 2 | Description | 2020 | 2021 | |
| 79 | Travel agency, tour operator and other reservation service and related activities | 962 | 2,325 | 141.8 |
| 86 | Human health activities | 13,714 | 16,529 | 20.5 |

Table 3a: Turnover (in thousand €), from Administrative Sources, for the Total of Enterprises, which belong to activity classes that were Under Suspension of operation for the first time in November 2020

| ECONOMIC ACTIVITY | | Number of enterprises under suspension of operation for the first time in November 2020 | TURNOVER (in thousand €) | | | | RATE OF CHANGE (%) | |
|-------------------|---|---|------------------------------|------------------------------|------------------------------|------------------------------|-----------------------------------|-----------------------------------|
| Code NACE Rev. 2 | Description | | 3 rd Quarter 2020 | 4 th Quarter 2020 | 3 rd Quarter 2021 | 4 th Quarter 2021 | 3 rd Quarter 2021/2020 | 4 th Quarter 2021/2020 |
| 79 | Travel agency, tour operator and other reservation service and related activities | 19 | 428 | 212 | 814 | 801 | 90.2 | 277.8 |
| 86 | Human health activities | 820 | 3,741 | 3,459 | 3,832 | 4,373 | 2.4 | 26.4 |

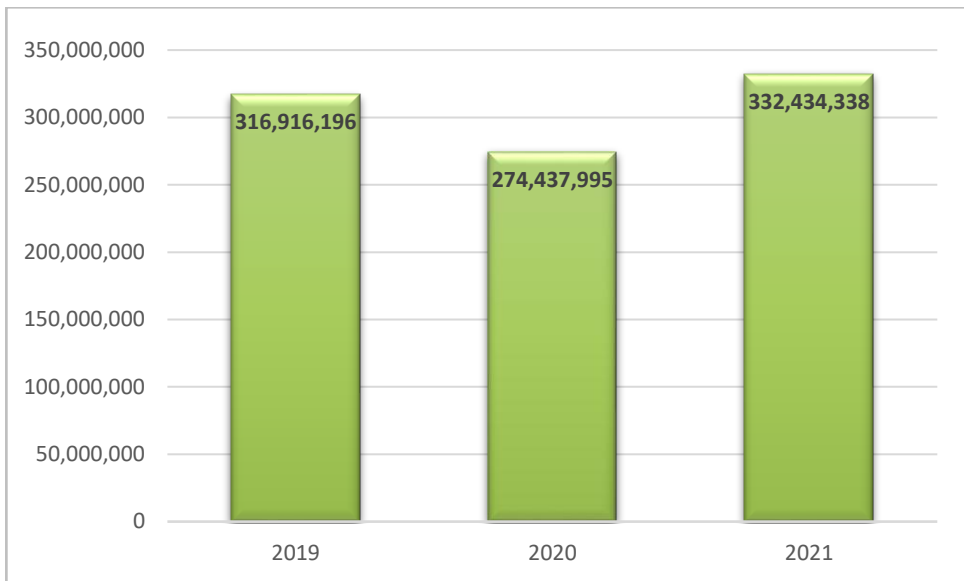
Note:

Enterprises with single-entry accounting bookkeeping are obliged to submit data to tax authorities on a quarterly basis, while enterprises with double-entry accounting bookkeeping are obliged to submit data on a monthly basis. Therefore, for the total of enterprises, data are available only on a quarterly basis.

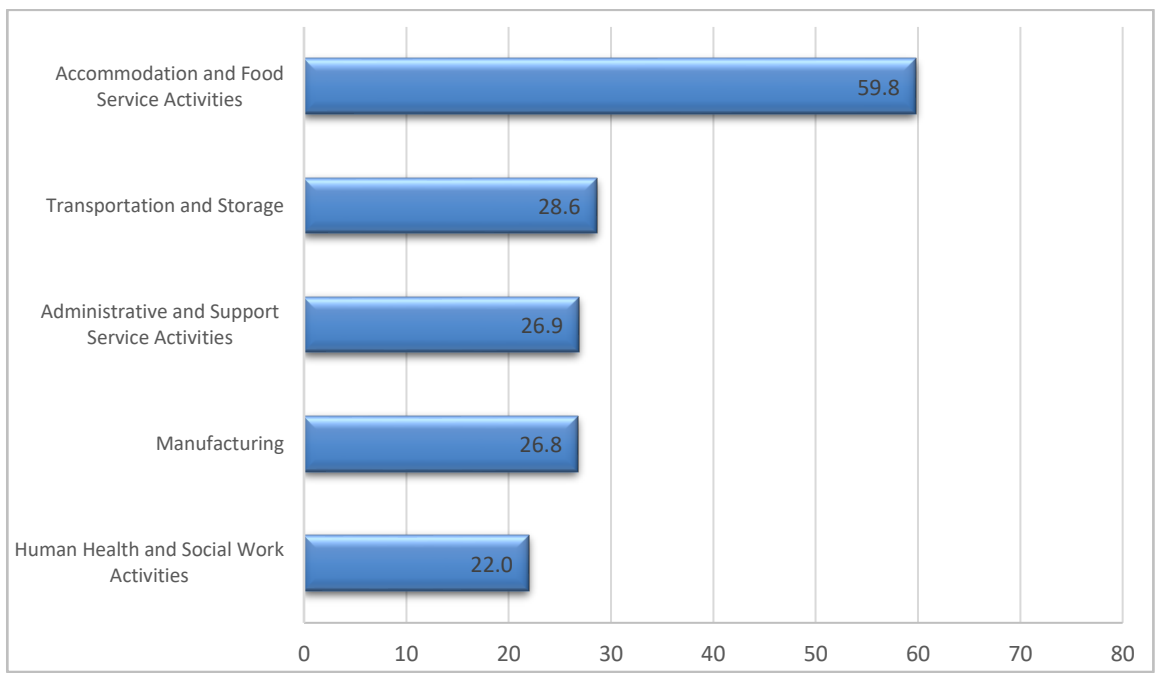
Table 3b: Turnover (in thousand €), from Administrative Sources, for Enterprises obliged to double-entry accounting bookkeeping, which belong to activity classes that were Under Suspension of Operation for the first time in November 2020

| ECONOMIC ACTIVITY | | TURNOVER (in thousand €) | | | | RATE OF CHANGE (%) | |
|-------------------|---|-----------------------------|---------------|---------------|---------------|--------------------|--------------------|
| Code NACE Rev. 2 | Description | November 2020 | December 2020 | November 2021 | December 2021 | November 2021/2020 | December 2021/2020 |
| 79 | Travel agency, tour operator and other reservation service and related activities | 25 | 100 | 167 | 387 | 568.0 | 287.0 |
| 86 | Human health activities | 311 | 386 | 436 | 418 | 40.2 | 8.3 |

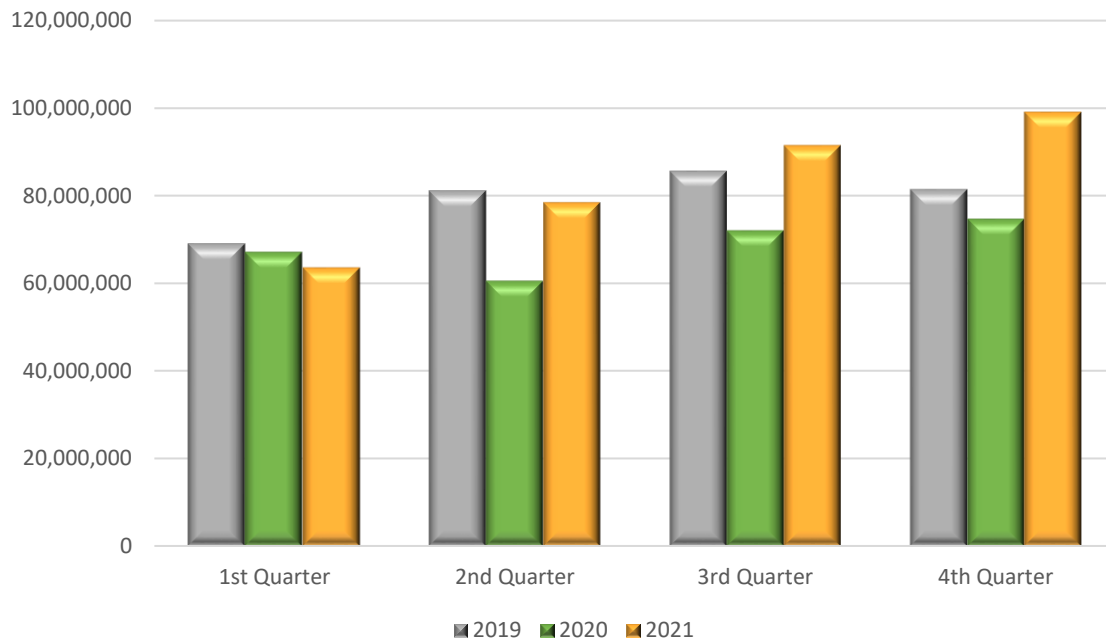
Graph 1: Annual Turnover (in thousand €), for the Total of Enterprises in the Greek Economy (Statistical Business Register, 2018), 2019, 2020 and 2021



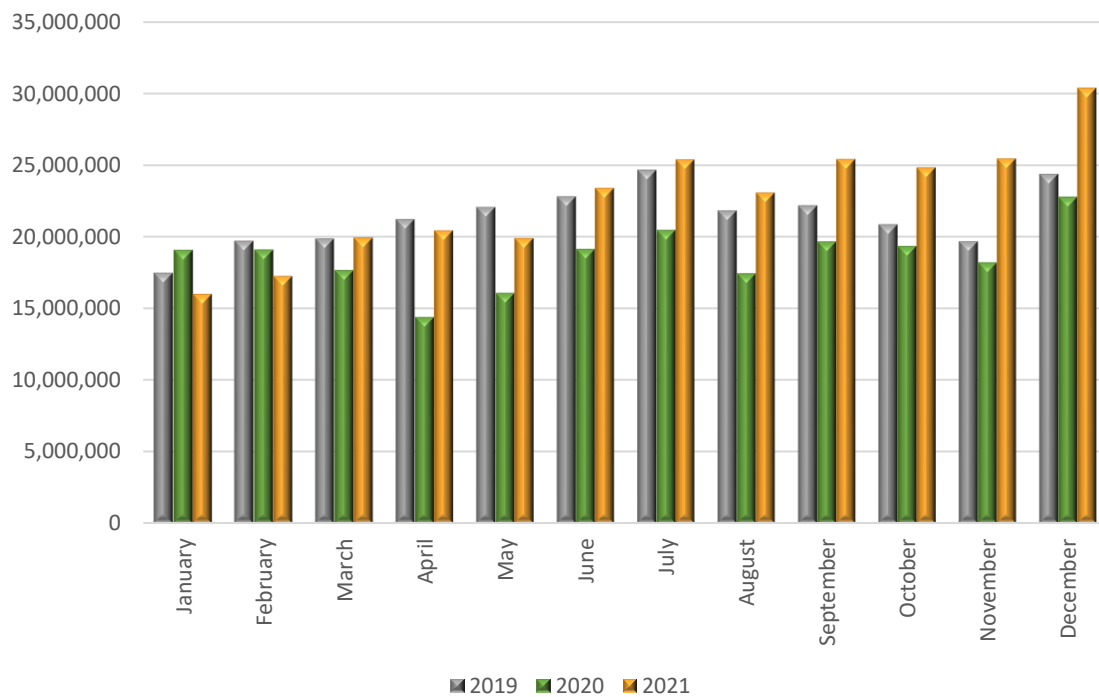
Graph 2. Biggest rates of change (%) of the Annual Turnover, for the Total of Enterprises in the Greek Economy (Statistical Business Register, 2018), per section of Economic Activity (NACE Rev. 2) 2021 / 2020



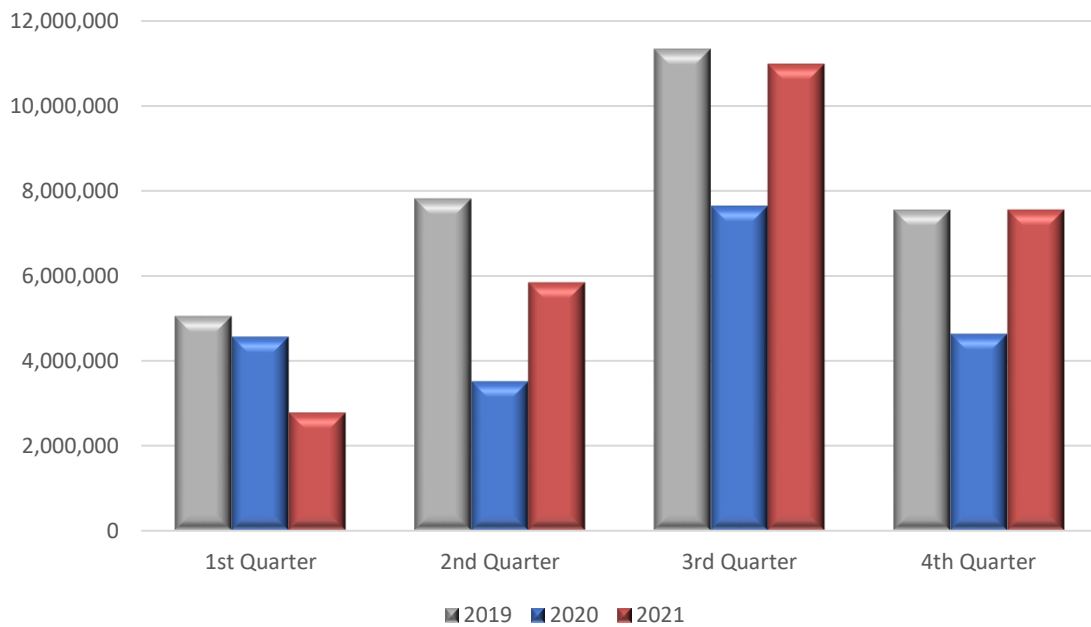
Graph 3. Turnover (in thousand €), for the Total of Enterprises in the Greek Economy



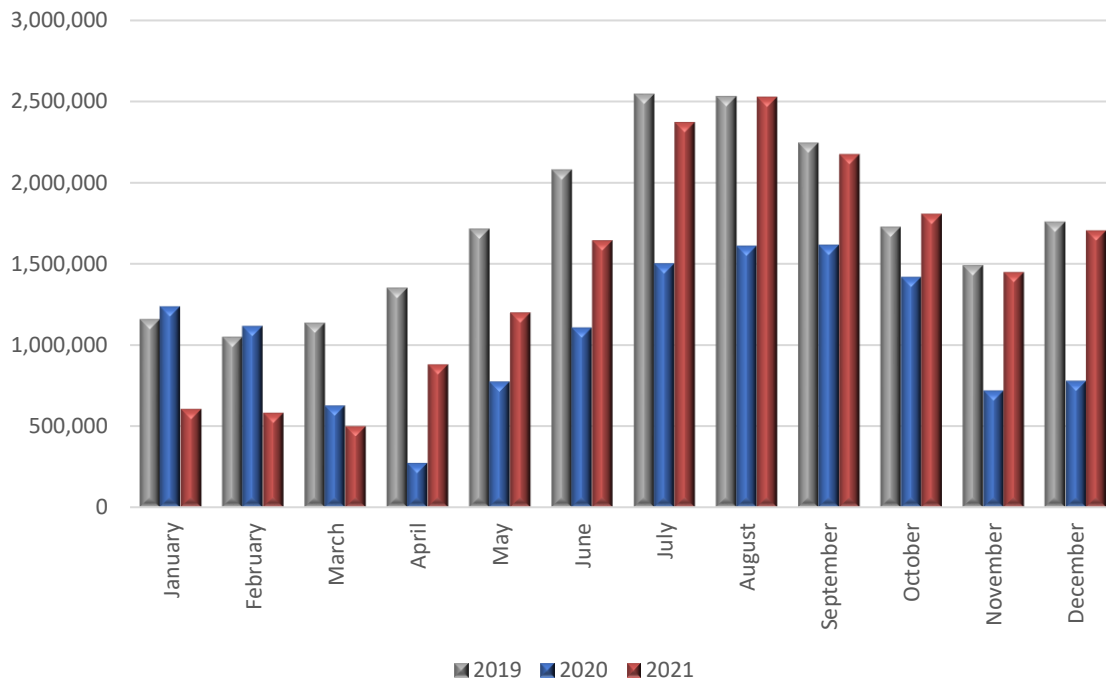
Graph 4. Turnover (in thousand €) only for the Enterprises obliged to double-entry accounting bookkeeping (monthly data submission)



Graph 5. Turnover (in thousand €), for the Total of Enterprises under Suspension of Operation, in March 2020



Graph 6. Turnover (in thousand €) only for the Enterprises under Suspension of Operation in March 2020, obliged to double-entry accounting bookkeeping (monthly data submission)



Generally The present Press Release provides statistical data on enterprises classified in the economic activity classes that were or are under suspension of operation on the basis of state order in March 2020, due to the pandemic of the corona virus disease 2019 (COVID-19), (relevant link from the Ministry of Finance webpage, available only in Greek, [KAD of closed enterprises](#)).

These statistical data have been compiled on the basis of the linking and processing of primary data from the following sources:

- The final Statistical Business Register of ELSTAT, of the reference year 2018.
- Administrative registers of enterprises, of the reference year 2020.
- Administrative transactions files (tax, etc) of the reference years 2019, 2020 and 2021.

In particular, the following primary data have been used per source:

- Active enterprises and the economic activity class from the final Statistical Business Register of the reference year 2018.
- The population of legal units (TIN: Tax Identification Number) classified in KAD (Codes of Activity) with temporary suspension of operation, from administrative registers of enterprises, of year 2020.
- Income data from administrative transactions files of the years 2019, 2020 and 2021.

It has to be noted, that after the process of matching the KAD codes to the classes of the Statistical Classification of Economic Activities (NACE Rev. 2), for which a total (referring to all the underlying activities) or a partial suspension of operation is applied for the enterprises that are classified to them on the basis of state order in March 2020, follows the linking with the data of the final Statistical Business Register of the year 2018, which is the main reference framework for the current Press Release. This linking leads to different results as regards the share of enterprises under suspension of operation per economic activity class NACE Rev.2, (mainly, because there are enterprises that were operating during the whole or part of the year 2018 and they were closed from 2019 onwards).

After the application of the same methodology, the number of enterprises that were under suspension of operation in November 2020, on the basis of state order, has been defined (corresponding links, available only in Greek, [Government Gazette B'/4899/06.11.2020](#) and [List of KAD under suspension of operation](#)).

Statistical classifications For the economic activities, the European statistical classification of economic activities [NACE Rev. 2](#) is used. It is noted that an automatic transition from KAD to codes of NACE Rev. 2 classification was applied on the basis of valid correspondence rules.

Reference Period December, 4th Quarter 2021.

Statistical unit The statistical unit is the legal unit (distinct TIN).

Comparability The announced statistical data are comparable with the data of the final Statistical Business Register of ELSTAT, of the reference year 2018 (relevant link from the webpage of ELSTAT, where tables and information on the methodology applied are provided [Statistical Business Register](#)).

References Analytical tables are available under ELSTAT's website (www.statistics.gr) at the following link: <https://www.statistics.gr/en/statistics/-/publication/SBR02/>

ANNEX

List of Codes of National Activities (KAD), under suspension of operation in March and November 2020, on the basis of state order, which correspond to part of classes of specific divisions of the Statistical Classification of Economic Activities (NACE Rev. 2)

| Statistical Classification of Economic Activities (NACE Rev. 2) | | Codes of Activities (KAD) under suspension of operation | | | | | |
|---|-------|---|------------------------|---|---------------|------------------------|---|
| | | March 2020 | | | November 2020 | | |
| Division | Class | 4-digit codes | 6-digit, 8-digit codes | Exceptions from 4-digit KAD under suspension of operation | 4-digit codes | 6-digit, 8-digit codes | Exceptions from 4-digit KAD under suspension of operation |
| 47 | 4711 | | | | | | |
| 47 | 4719 | 4719 | | 47.19.10.01 47.19.10.02 | 4719 | | 47.19.10.01 47.19.10.02 |
| 47 | 4721 | | | | | | |
| 47 | 4722 | | | | | | |
| 47 | 4723 | | | | | | |
| 47 | 4724 | | | | | | |
| 47 | 4725 | | | | | | |
| 47 | 4726 | | | | | | |
| 47 | 4729 | | | | | | |
| 47 | 4730 | | | | | | |
| 47 | 4741 | 4741 | | | 4741 | | |
| 47 | 4742 | 4742 | | | 4742 | | |
| 47 | 4743 | 4743 | | | 4743 | | |
| 47 | 4751 | 4751 | | | 4751 | | |
| 47 | 4752 | 4752 | | | 4752 | | |
| 47 | 4753 | 4753 | | | 4753 | | |
| 47 | 4754 | 4754 | | | 4754 | | |
| 47 | 4759 | 4759 | | | 4759 | | |
| 47 | 4761 | 4761 | | | 4761 | | |
| 47 | 4762 | | 47.62.63 | | | 47.62.63 | |
| 47 | 4763 | 4763 | | | 4763 | | |
| 47 | 4764 | 4764 | | | 4764 | | |
| 47 | 4765 | 4765 | | | 4765 | | |
| 47 | 4771 | 4771 | | | 4771 | | |
| 47 | 4772 | 4772 | | | 4772 | | |
| 47 | 4773 | | | | | | |
| 47 | 4774 | | | | | | |
| 47 | 4775 | 4775 | | 47.75.76.19 | 4775 | | 47.75.76.19 |
| 47 | 4776 | 4776 | | 47.76.77.02, 47.76.77.04 47.76.77.05, 47.76.77.06 47.76.77.07, 47.76.77.08 47.76.77.09, 47.76.77.13 47.76.77.14, 47.76.77.15 47.76.77.16, 47.76.77.17 47.76.77.18, 47.76.77.19 47.76.77.20 47.76.78, 47.76.79 | 4776 | | 47.76.77.02, 47.76.77.04 47.76.77.05, 47.76.77.06 47.76.77.07, 47.76.77.08 47.76.77.09, 47.76.77.13 47.76.77.14, 47.76.77.15 47.76.77.16, 47.76.77.17 47.76.77.18, 47.76.77.19 47.76.77.20 47.76.78, 47.76.79 |
| 47 | 4777 | 4777 | | | 4777 | | |
| 47 | 4778 | 4778 | | 47.78.84, 47.78.85 47.78.87, 47.78.88 | 4778 | | 47.78.84, 47.78.85 47.78.86.24, 47.78.87 47.78.88 |
| 47 | 4779 | 4779 | | | 4779 | | |
| 47 | 4781 | | | | | | |
| 47 | 4782 | 4782 | | | 4782 | | |
| 47 | 4789 | 4789 | | | 4789 | | |
| 47 | 4791 | | | | | | |
| 47 | 4799 | | | | 4799 | | 47.99.16.01, 47.99.17.01 47.99.21.01, 47.99.24.01 47.99.85 |

| Statistical Classification of Economic Activities (NACE Rev. 2) | | Codes of Activities (KAD) under suspension of operation | | | | | |
|---|-------|---|---|---|---------------|-------------------------|---|
| | | March 2020 | | | November 2020 | | |
| Division | Class | 4-digit codes | 6-digit, 8-digit codes | Exceptions from 4-digit KAD under suspension of operation | 4-digit codes | 6-digit, 8-digit codes | Exceptions from 4-digit KAD under suspension of operation |
| 55 | 5510 | 5510 | | | | | |
| 55 | 5520 | 5520 | | | | | |
| 55 | 5530 | 5530 | | | | | |
| 55 | 5590 | | | | | | |
| 56 | 5610 | 5610 | | | 5610 | | |
| 56 | 5621 | 5621 | | | 5621 | | |
| 56 | 5629 | | 56.29.20.02 56.29.20.04 56.29.20.05 | | 5629 | | 56.29.20.01 |
| 56 | 5630 | 5630 | | | 5630 | | |
| 59 | 5911 | | | | | | |
| 59 | 5912 | | | | | | |
| 59 | 5913 | | | | | | |
| 59 | 5914 | 5914 | | | 5914 | | |
| 59 | 5920 | | | | | | |
| 71 | 7111 | | | | | | |
| 71 | 7112 | | | | | | |
| 71 | 7120 | | 71.20.14 | | | 71.20.14 | |
| 77 | 7711 | | | | | | |
| 77 | 7712 | | | | | | |
| 77 | 7721 | 7721 | | | 7721 | | |
| 77 | 7722 | 7722 | | | 7722 | | |
| 77 | 7729 | 7729 | | | 7729 | | |
| 77 | 7731 | | | | | | |
| 77 | 7732 | | | | | | |
| 77 | 7733 | | | | | | |
| 77 | 7734 | | | | | | |
| 77 | 7735 | | | | | | |
| 77 | 7739 | | | | | 77.39.13 77.39.19.03 | |
| 77 | 7740 | | | | | | |
| 79 | 7911 | | | | | | |
| 79 | 7912 | | | | | | |
| 79 | 7990 | | | | | 79.90.32 79.90.39 | |
| 82 | 8211 | | | | | | |
| 82 | 8219 | | | | | | |
| 82 | 8220 | | | | | | |
| 82 | 8230 | 8230 | | | 8230 | | |
| 82 | 8291 | | | | | | |
| 82 | 8292 | | | | | | |
| 82 | 8299 | | | | | | |

| Statistical Classification of Economic Activities (NACE Rev. 2) | | Codes of Activities (KAD) under suspension of operation | | | | | |
|---|-------|---|--|---|---------------|--|---|
| | | March 2020 | | | November 2020 | | |
| Division | Class | 4-digit codes | 6-digit, 8-digit codes | Exceptions from 4-digit KAD under suspension of operation | 4-digit codes | 6-digit, 8-digit codes | Exceptions from 4-digit KAD under suspension of operation |
| 85 | 8510 | 8510 | | | 8510 | | |
| 85 | 8520 | 8520 | | | | | |
| 85 | 8531 | 8531 | | | | | |
| 85 | 8532 | 8532 | | | | | |
| 85 | 8541 | 8541 | | | | | |
| 85 | 8542 | 8542 | | | | | |
| 85 | 8551 | 8551 | | | 8551 | | 85.51.10.06 |
| 85 | 8552 | 8552 | | | 8552 | | |
| 85 | 8553 | 8553 | | | 8553 | | |
| 85 | 8559 | 8559 | | | 8559 | | |
| 85 | 8560 | 8560 | | | | | |
| 86 | 8610 | | | | | | |
| 86 | 8621 | | | | | | |
| 86 | 8622 | | | | | | |
| 86 | 8623 | | | | | | |
| 86 | 8690 | | | | | 86.90.19.10 | |
| 88 | 8810 | 8810 | | | | 88.10.11 88.10.12 | |
| 88 | 8891 | 8891 | | | | 88.91.1 | 88.91.12, 88.91.13.03 |
| 88 | 8899 | | | | | | |
| 90 | 9001 | | | | 9001 | | |
| 90 | 9002 | 9002 | | | 9002 | | |
| 90 | 9003 | | | | | 90.03.11.04 90.03.11.07 90.03.11.17 90.03.11.18 | |
| 90 | 9004 | 9004 | | | 9004 | | |
| 91 | 9101 | 9101 | | | 9101 | | |
| 91 | 9102 | 9102 | | | 9102 | | |
| 91 | 9103 | 9103 | | | 9103 | | |
| 91 | 9104 | 9104 | | | 9104 | | |
| 92 | 9200 | 9200 | | 92.00.14, 92.00.21 | 9200 | | 92.00.14, 92.00.21 |
| 93 | 9311 | 9311 | | | 9311 | | |
| 93 | 9312 | 9312 | | | 9312 | | |
| 93 | 9313 | 9313 | | | 9313 | | |
| 93 | 9319 | 9319 | | | 9319 | | 93.19.13.03 |
| 93 | 9321 | 9321 | | | 9321 | | |
| 93 | 9329 | 9329 | | | 9329 | | |
| 94 | 9411 | | | | | | |
| 94 | 9412 | | | | | | |
| 94 | 9420 | | | | | | |
| 94 | 9491 | | | | | | |
| 94 | 9492 | | | | | | |
| 94 | 9499 | | 94.99.16.01 94.99.16.02 | | | 94.99.16 | |
| 96 | 9601 | | | | | | |
| 96 | 9602 | 9602 | | | 9602 | | |
| 96 | 9603 | | | | | | |
| 96 | 9604 | 9604 | | | 9604 | | |
| 96 | 9609 | | 96.09.19.06 96.09.19.08 96.09.19.09 96.09.19.12 96.09.19.16 96.09.19.17 | | | 96.09.19.06 96.09.19.08 96.09.19.09 96.09.19.12 96.09.19.16 96.09.19.17 | |