



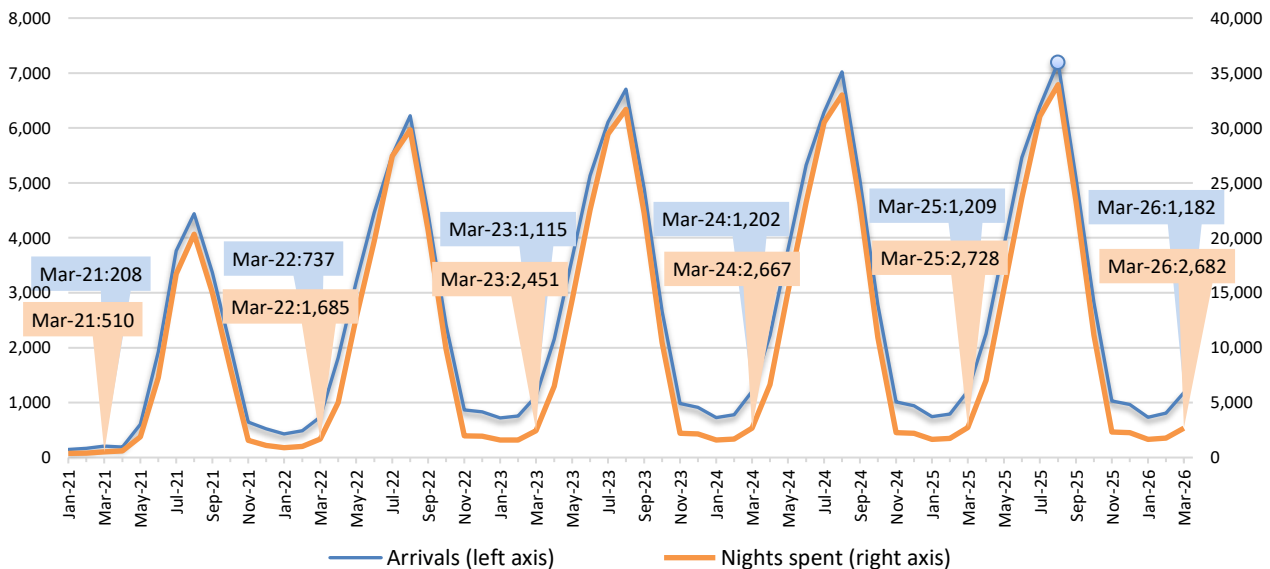
Arrivals and Nights Spent in Hotels, Similar Establishments, Tourist Campsites and Short-Stay Accommodation Establishments March 2026 (Provisional data)

The Hellenic Statistical Authority (ELSTAT) announces the monthly provisional data of arrivals and nights spent in hotels, similar establishments, tourist campsites and short-stay accommodation establishments, for reference month March 2026.

According to the survey, during March 2026, arrivals in tourist accommodation establishments amounted to 1,181,574 and nights spent amounted to 2,682,258, recording a decrease of 2.2% in arrivals and 1.7% in nights spent when compared to the corresponding month of 2025 (Graph 1, Table 1).

In specific, in March 2026 compared with the corresponding month of 2025, a decrease of 1.9% was observed in arrivals and of 1.4% in nights spent for non-residents, while a decrease of 2.4% in arrivals and 2.0% in nights spent, was observed for residents (Table 1). The highest contribution in arrivals and in night spent was observed for residents with 57.7% and 54.7% respectively, for the total of tourist accommodation establishments (Graphs 2 and 3). The average length of stay for all types of tourist accommodation establishments during March 2026, amounted to 2.3 days (Table 2).

Graph 1. Monthly evolution of arrivals and nights spent in hotels, similar establishments, tourist campsites and short-stay accommodation establishments, January 2021 - March 2026 (*)



(*) January 2021 - December 2024 final data, January 2025- March 2026 provisional data.

Information on methodological issues:

Sectoral Statistics Division
Tourism and Culture Statistics Section
Head of Section: Eleni Papadopoulou
Tel: +30 213 135 2168
e-mail: e.papadopoulou@statistics.gr

Information for data provision:

Tel. +30 213 135 2022, 2308, 2310
e-mail: data.dissem@statistics.gr

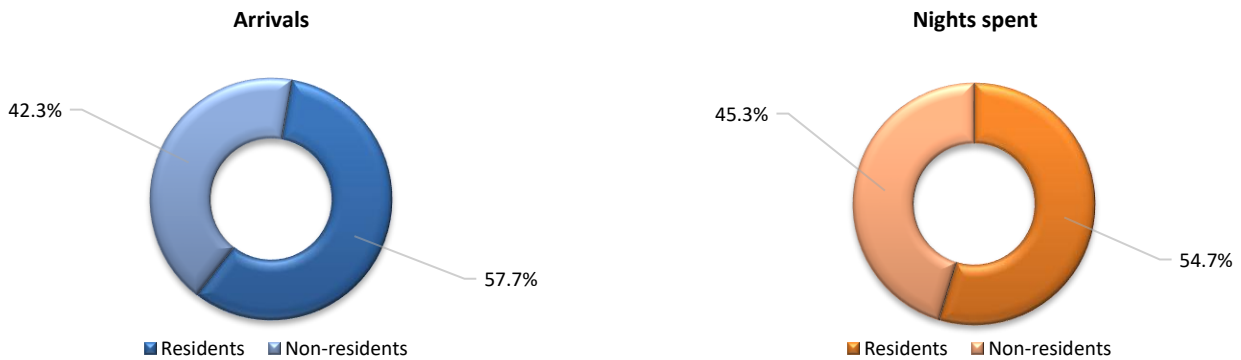
Table 1. Arrivals and nights spent of residents and non-residents hotels, similar establishments, tourist campsites and short-stay accommodation establishments, March 2025 (provisional data) - March 2026 (provisional data)

	Hotels & similar establishments, tourist campsites			Short stay accommodation establishments			Total		
	March 2025	March 2026	Change	March 2025	March 2026	Change	March 2025	March 2026	Change
ARRIVALS									
Residents	632,170	611,480	-3.3%	67,262	70,827	5.3%	699,432	682,307	-2.4%
Non-residents	487,623	476,184	-2.3%	21,480	23,083	7.5%	509,103	499,267	-1.9%
Total	1,119,793	1,087,664	-2.9%	88,742	93,910	5.8%	1,208,535	1,181,574	-2.2%
NIGHTS SPENT									
Residents	1,246,682	1,211,761	-2.8%	250,359	256,049	2.3%	1,497,041	1,467,810	-2.0%
Non-residents	1,169,765	1,149,713	-1.7%	61,521	64,735	5.2%	1,231,286	1,214,448	-1.4%
Total	2,416,447	2,361,474	-2.3%	311,880	320,784	2.9%	2,728,327	2,682,258	-1.7%

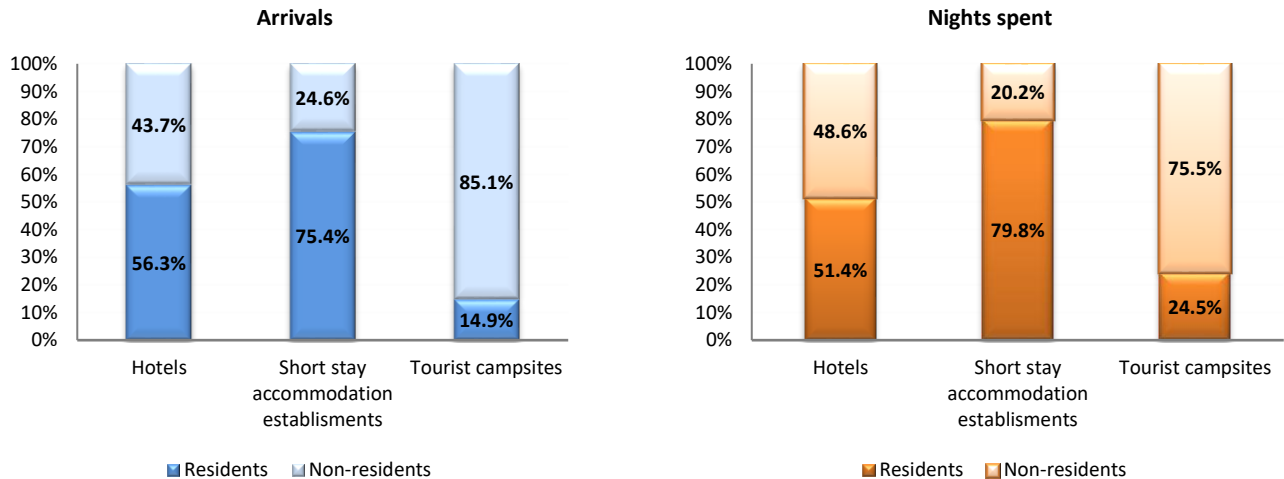
Table 2. Average length of stay in hotels, similar establishments, tourist campsites and short-stay accommodation establishments, March 2025 (provisional data) - March 2026 (provisional data)

	Hotels & similar establishments, tourist campsites		Short stay accommodation establishments		Total	
	March 2025	March 2026	March 2025	March 2026	March 2025	March 2026
Residents	2.0	2.0	3.7	3.6	2.1	2.2
Non-residents	2.4	2.4	2.9	2.8	2.4	2.4
Total	2.2	2.2	3.5	3.4	2.3	2.3

Graph 2. Arrivals and nights spent of residents and non-residents in hotels, similar establishments, tourist campsites and short-stay accommodation establishments, March 2026 (provisional data)



Graph 3. Distribution of arrivals and nights spent of residents and non-residents by type of tourist accommodation establishment, March 2026 (provisional data)



EXPLANATORY NOTES

Arrivals and nights spent at hotels, similar establishments, tourist campsites and short stay accommodation establishments	<p>The survey on arrivals and nights spent at hotels, similar establishments, tourist campsites and short-stay accommodation establishments is carried out monthly to all tourist accommodation establishments, pursuant to Regulation (EU) 692/2011 of the European Parliament and of the Council.</p> <p>The main objective of the survey is to collect and compile statistical data on the arrivals and nights spent of residents and non-residents in tourist accommodation establishments, by country of permanent residence. Data are also collected on the occupancy and capacity of tourist accommodations establishments.</p>
Legal frame	Regulation (EE) 692/2011 of the European Parliament and of the Council.
Reference unit	The reference units are the tourist accommodations establishments of ELSTAT's Statistical Register of Tourist Accommodations Establishments.
Reference period	March 2026 (provisional data)
Statistical classification of economic activities NACE Rev. 2	55.1 Hotels and similar accommodation 55.2 Holiday and other short-stay accommodation 55.3 Camping grounds, recreational vehicle parks and trailer parks
Coverage	The total of the country.
Geographical classification	The geographical classification is based on <i>Nomenclature of Territorial Units for Statistics</i> .
Definitions	<p><u>Resident</u>: Every person, regardless of citizenship, that has resided in Greece for at least a year, or has arrived in Greece with the intention to reside in the country for at least one year.</p> <p><u>Non-resident</u>: Every person, regardless of citizenship, that is not considered to be resident.</p> <p><u>Arrivals</u>: The arrivals at the establishments are calculated for every person separately. The data refer to the total number of persons and not to the total number of rooms that were occupied. Only the persons that had at least one overnight stay at the establishment are counted.</p> <p><u>Nights spent</u>: The nights spent are calculated for every person separately. The data refer to the total number of nights spent by every person and not to the total number of nights spent in every room.</p>
Methodology	<p>The survey is a census survey and statistical data are collected from all hotel-type accommodations, tourist campsites and short-stay accommodation establishments of the country.</p> <p>The survey is based on ELSTAT's Statistical Register of Tourist Accommodations Establishments, which is updated for the hotel-type and camping establishments from the Register of the Hellenic Chamber of Hotels, while for short-stay accommodation establishments, from data of the Ministry of Tourism. Additional data are obtained from the ELSTAT's Statistical Business Register.</p> <p>Statistical data is collected for each month of operation of the establishments, mainly through ELSTAT's web application "Xenios Zeus" and secondarily through a paper questionnaire for those establishments that cannot submit data electronically.</p> <p>The compilation of the provisional monthly data is based on the collection and processing of the questionnaires completed by each establishment, that is in operation during the reference month. Non-response to the survey is addressed with automatic reminders to the establishment for the obligation to submit the statistical data. Statistical methods of estimation are applied, for the establishments that despite the reminders, have not responded to the survey. During the processing of the statistical data, additional data from administrative sources is used, such as tax data from the Independent Public Revenue Authority (AADE), to identify the establishments that are in operation.</p> <p>Final data of the survey are announced six months after the end of the reference year, pursuant to the Regulation (EU) 692/2011 of the European Parliament and of the Council.</p>
References	More information at a more detailed geographical level of the survey results on hotels, similar establishments, tourist campsites and short-stay accommodation establishments is available on the website of ELSTAT at: http://www.statistics.gr/en/statistics/-/publication/STO12/-