



TURNOVER AND VOLUME INDICES FOR MOTOR TRADE: January-March 2024

The Hellenic Statistical Authority announces the Revised monthly Turnover and Volume Indices for Motor Trade with base year 2021=100.0 of the period January-March 2024, the evolution of which, according to provisional data without calendar and seasonal adjustment, is as follows:

The Turnover Indices for Motor Trade in division 45 of NACE Rev. 2 (wholesale, retail trade, repair of motor vehicles and motorcycles) of the period January-March 2024, compared with the corresponding indices of the period January-March 2023, recorded annual rates of change as follows (Table 1):

- January, increase 21.4%.
- February, increase 15.3% and
- March, decrease 9.2%.

While the **Volume Indices in division 45** recorded annual rates of change as follows:

- January, increase 18.1 %.
- February, increase 11.9% and
- March, decrease 11.1%.

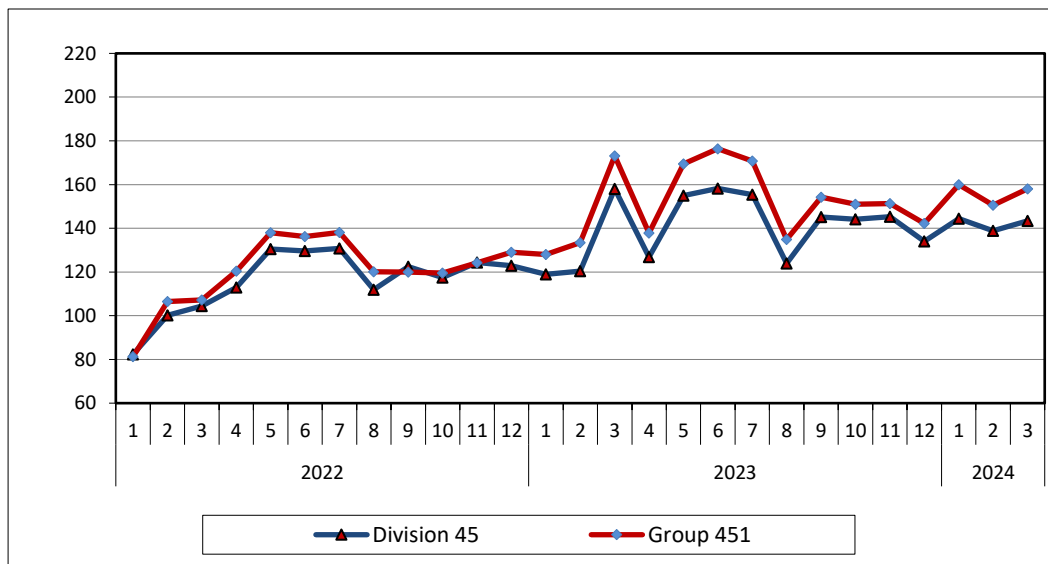
The Turnover Indices for Motor Trade in group 451 (sale of motor vehicles) of the period January-March 2024, compared with the corresponding indices of the period January-March 2023, recorded annual rates of change as follows (Table 1):

- January, increase 24.9%.
- February, increase 12.9% and
- March, decrease 8.7%.

While the **Volume Indices in group 451** recorded annual rates of change as follows:

- January, increase 22.3%.
- February, increase 10.2% and
- March, decrease 10.0%.

Graph 1. Evolution of Turnover Indices for Motor Trade in division 45 and group 451 of NACE Rev. 2 (2021=100.0)



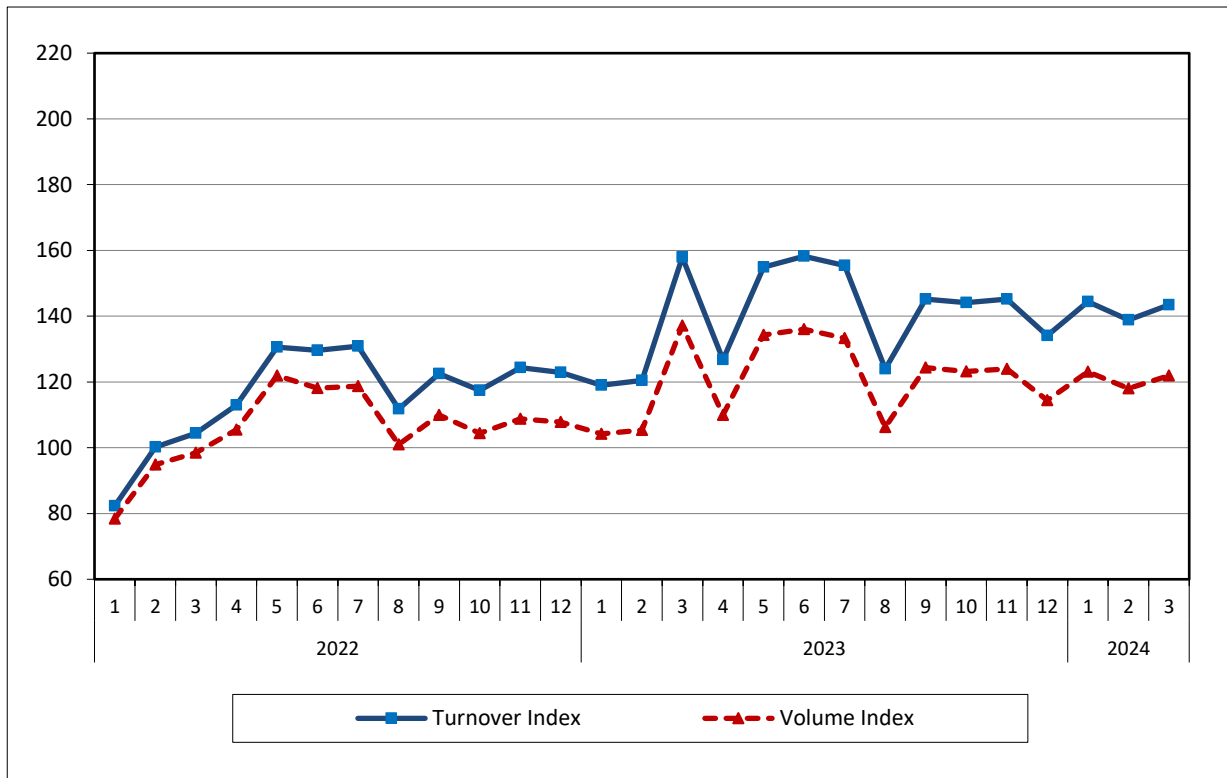
Information on methodological issues:

Division of Business Statistics
Section of Trade and Services Indices
Head of the Section: Konstantinos Thomas
Tel: +30 213 135 2048
E-mail: k.thomas@statistics.gr

Information on data provision:

Tel: +30 213 135 2022. 2308. 2310
e-mail: data.dissem@statistics.gr

Graph 2. Evolution of Turnover and Volume Indices for Motor Trade in division 45 of NACE Rev. 2 (2021=100.0)



Graph 3. Evolution of Turnover and Volume Indices for Motor Trade in group 451 of NACE Rev. 2 (2021=100.0)

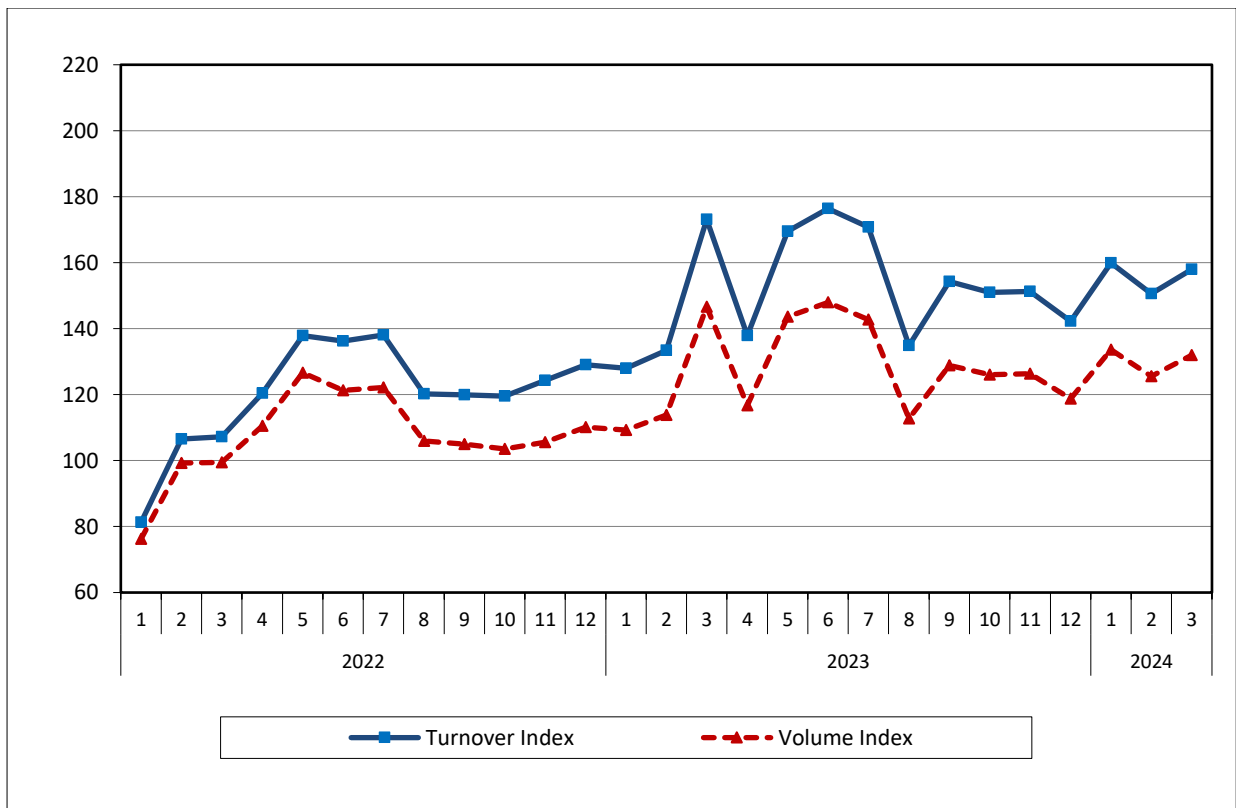


Table 1: Evolution of Turnover and Volume Indices for Motor Trade (in division 45 and group 451 of NACE Rev. 2)
(Data without calendar and seasonal adjustment)

Base year: 2021=100.0

Year and month		Turnover Index						Volume Index					
		Division 45 ⁽¹⁾			Group 451 ⁽²⁾			Division 45 ⁽¹⁾			Group 451 ⁽²⁾		
		Indices	Monthly rates of change (%)	Annual rates of change (%)	Indices	Monthly rates of change (%)	Annual rates of change (%)	Indices	Monthly rates of change (%)	Annual rates of change (%)	Indices	Monthly rates of change (%)	Annual rates of change (%)
2022:	1	82.3	-16.4	-1.1	81.3	-16.7	-5.5	78.4	-16.9	-9.4	76.2	-17.4	-15.8
	2	100.2	21.7	20.9	106.5	31.0	24.3	94.9	21.0	11.4	99.3	30.3	11.8
	3	104.4	4.2	5.5	107.2	0.7	3.4	98.5	3.8	-3.1	99.5	0.2	-7.4
	4	112.9	8.1	12.1	120.4	12.3	15.8	105.5	7.1	4.5	110.5	11.1	6.0
	5	130.6	15.7	22.1	137.9	14.5	24.6	121.9	15.5	13.8	126.6	14.6	14.3
	6	129.6	-0.8	4.3	136.2	-1.2	5.4	118.2	-3.0	-5.0	121.3	-4.2	-6.3
	7	130.9	1.0	13.3	138.1	1.4	20.7	118.7	0.4	2.9	122.2	0.7	7.2
	8	111.8	-14.6	27.3	120.2	-13.0	41.7	101.0	-14.9	15.2	105.9	-13.3	25.3
	9	122.5	9.6	19.0	119.9	-0.2	28.0	110.0	8.9	7.1	105.0	-0.8	12.3
	10	117.5	-4.1	20.9	119.5	-0.3	28.1	104.4	-5.1	9.3	103.6	-1.3	13.5
	11	124.3	5.8	23.1	124.3	4.0	28.5	108.8	4.2	10.6	105.6	1.9	12.9
	12	122.9	-1.1	24.9	129.1	3.9	32.3	107.8	-0.9	14.2	110.1	4.3	19.4
Annual Average		115.8		15.8	120.0		20.0	105.7		5.7	107.1		7.1
2023:	1	119.0	-3.2	44.6	128.0	-0.9	57.4	104.2	-3.3	32.9	109.2	-0.8	43.3
	2	120.4	1.2	20.2	133.4	4.2	25.3	105.4	1.2	11.1	113.8	4.2	14.6
	3	158.0	31.2	51.3	173.1	29.8	61.5	137.1	30.1	39.2	146.6	28.8	47.3
	4	126.8	-19.7	12.3	137.9	-20.3	14.5	109.9	-19.8	4.2	116.7	-20.4	5.6
	5	154.9	22.2	18.6	169.5	22.9	22.9	134.3	22.2	10.2	143.6	23.1	13.4
	6	158.2	2.1	22.1	176.4	4.1	29.5	136.1	1.3	15.1	147.9	3.0	21.9
	7	155.4	-1.8	18.7	170.8	-3.2	23.7	133.3	-2.1	12.3	142.7	-3.5	16.8
	8	123.9	-20.3	10.8	134.9	-21	12.2	106.2	-20.3	5.1	112.7	-21.0	6.4
	9	145.1	17.1	18.4	154.2	14.3	28.6	124.4	17.1	13.1	128.9	14.4	22.8
	10	144.1	-0.7	22.6	151.0	-2.1	26.4	123.2	-1.0	18.0	126.0	-2.2	21.6
	11	145.2	0.8	16.8	151.3	0.2	21.7	124.0	0.6	14.0	126.3	0.2	19.6
	12	134.0	-7.7	9.0	142.2	-6.0	10.2	114.4	-7.7	6.2	118.8	-6.0	7.8
Annual Average		140.4		21.2	151.9		26.5	121.0		14.5	127.8		19.3
2024:	1	144.5	7.8	21.4	159.9	12.4	24.9	123.0	7.5	18.1	133.6	12.5	22.3
	2	138.9	-3.9	15.3	150.6	-5.8	12.9	118.0	-4.1	11.9	125.5	-6.1	10.2
	*3	143.4	3.3	-9.2	158.0	4.9	-8.7	121.9	3.3	-11.1	132.0	5.2	-10.0

* Provisional data

⁽¹⁾ Wholesale and retail trade repair of motor vehicles and motorcycles.

⁽²⁾ Sale of motor vehicles

Note: The indices and the percentage changes are published rounded up to one decimal digit.

Table 2: Evolution of seasonally adjusted Turnover and Volume Indices for Motor Trade
(in division 45 and group 451 of NACE Rev. 2)

Base year 2021=100.0

Year and month		Turnover Index				Volume Index			
		Division 45 ⁽¹⁾		Group 451 ⁽²⁾		Division 45 ⁽¹⁾		Group 451 ⁽²⁾	
		Indices	Monthly rates of change (%)	Indices	Monthly rates of change (%)	Indices	Monthly rates of change (%)	Indices	Monthly rates of change (%)
2022:	1	97.4	-1.8	96.0	-1.8	93.2	-1.9	90.5	-1.8
	2	109.6	12.5	113.4	18.2	104.1	11.6	105.9	17.0
	3	103.1	-5.9	103.9	-8.4	98.4	-5.5	96.2	-9.2
	4	114.5	11.1	118.5	14.1	105.6	7.4	108.4	12.8
	5	112.5	-1.8	116.7	-1.5	104.5	-1.1	106.4	-1.9
	6	115.4	2.5	119.2	2.2	104.2	-0.3	106.3	-0.1
	7	116.5	1.0	122.2	2.5	105.2	1.0	107.7	1.3
	8	123.3	5.8	131.3	7.5	111.1	5.6	116.0	7.8
	9	119.2	-3.3	122.5	-6.7	107.2	-3.6	107.2	-7.7
	10	127.8	7.2	135.7	10.7	113.7	6.1	119.0	11.1
	11	126.3	-1.2	131.2	-3.3	110.8	-2.6	112.1	-5.8
	12	128.2	1.5	134.7	2.7	112.2	1.3	114.4	2.0
Annual Average		116.2		120.5		105.9		107.5	
2023:	1	130.7	2.0	139.1	3.3	115.4	2.8	119.4	4.4
	2	133.5	2.1	144.6	3.9	117.6	1.9	123.9	3.8
	3	146.9	10.0	159.1	10.1	127.5	8.4	133.9	8.1
	4	135.1	-8.0	144.2	-9.4	116.8	-8.3	122.2	-8.7
	5	141.1	4.5	153.1	6.2	120.6	3.2	128.3	5.0
	6	137.7	-2.4	151.1	-1.3	117.6	-2.5	125.3	-2.4
	7	142.9	3.8	156.8	3.8	122.1	3.8	130.8	4.4
	8	140.5	-1.7	152.3	-2.9	120.8	-1.0	128.9	-1.4
	9	144.1	2.6	158.1	3.8	123.1	1.9	132.2	2.5
	10	143.1	-0.7	154.1	-2.6	123.0	-0.1	128.7	-2.7
	11	149.8	4.7	162.6	5.6	128.4	4.4	137.5	6.8
	12	147.3	-1.7	157.8	-2.9	126.5	-1.5	132.7	-3.4
Annual Average		141.0		152.7		121.6		128.7	
2024:	1	151.9	3.1	166.3	5.4	129.6	2.5	139.5	5.1
	2	148.3	-2.4	158.6	-4.6	126.3	-2.6	132.5	-5.0
	3	143.4	-3.3	154.7	-2.5	122.6	-3.0	128.6	-2.9

⁽¹⁾ Wholesale and retail trade repair of motor vehicles and motorcycles.

⁽²⁾ Sale of motor vehicles.

Note: The indices and the percentage changes are published rounded up to one decimal digit.

It should be noted that the time-series of the seasonally adjusted index is recalculated every time a new observation is added and could differ from 100 for the base year as seasonal effect is not the same each year. Therefore, the seasonally adjusted data differ from the published data of the Announcements of previous periods.

METHODOLOGICAL NOTES

Generally	The Turnover Indices for Motor Trade as quarterly indices were first released and currently with b.y. 2021=100.0, in 2006 with base year (b. y) the year 2005=100.0. From January 2021 (firstly with b.y. 2015=100.0) onwards, the turnover and volume indices for Motor Trade are compiled monthly.
Purpose of the indices – definitions	The purpose of these indices is to measure in value terms the activity of the motor trade sector. The turnover excludes VAT and comprises the totals invoiced by the enterprise during the reference period (month/quarter) which correspond to sales of goods and services supplied to third parties.
Legal framework	The compilation and publication of the indices are based on the Regulation (EU) No 2019/2152 of the European Parliament and of the Council on European business statistics. as well as Commission Implementing Regulation (EU) No 2020/1197 laying down technical specifications and arrangements pursuant to Regulation (EU) No 2019/2152. Furthermore, the indices are governed by Regulation (EC) No 1893/2006 of the European Parliament and of the Council.
Reference period	Month.
Base year	2021=100.0.
Revision	Pursuant to the provisions of Council Regulation No 2019/2152 the indices are updated every five (5) years in years ending in 0 or 5, while, in the current revision 2021=100.0 due to the impact of the pandemic, they were revised with base year the year 2021. The purpose of updating the Turnover Indices for Motor Trade is to adjust the indices to changes in the structure of the above sector.
Statistical classification	The NACE Rev.2 statistical classification of economic activities is used in conformity with Regulation (EC) No 1893/2006 of the Council and of the European Parliament.
Geographical coverage	The indices cover the whole of the country with data coming from 57 Regional Units.
Coverage of economic activities	The indices cover the division 45 (wholesale and retail trade and repair of motor vehicles and motorcycles) and the group 451 (sale of motor vehicles) of NACE Rev.2 statistical classification of economic activities.
Statistical survey	The indices include 3,944 enterprises with an annual turnover (in year 2021) equal or greater than 200,000€ from which a random representative sample of 674 enterprises was therefore selected and surveyed.
Calculating the indices	The indices are calculated by applying the chaining method.
Seasonal adjustment	Seasonal adjustment is the procedure followed to remove the impact of seasonality on the time series (after eliminating the seasonal effects. e.g.: the beginning of the school year, holidays, tourist period, etc.), to improve the comparability over time. The method applied is the TRAMO-SEATS with the use of JDemetra+ 2.0.0. The whole series with seasonally adjusted indices is recalculated every time a new observation is added into the timeseries.
Compiled index series	The timeseries are compiled unadjusted from 2015 with b.y. 2021=100.0, while in addition, calendar adjusted and seasonally adjusted timeseries are compiled.
Publication of data	The monthly Turnover indices for Motor Trade with b.y. 2021=100.0, are released in May 2024 (for the reference period January-March 2024) with retrospective data since January 2015.
References	More information on the methodology concerning the compilation and calculation of the indices and for the time series are available on the ELSTAT's website: http://www.statistics.gr/en/statistics/-/publication/DKT45/