

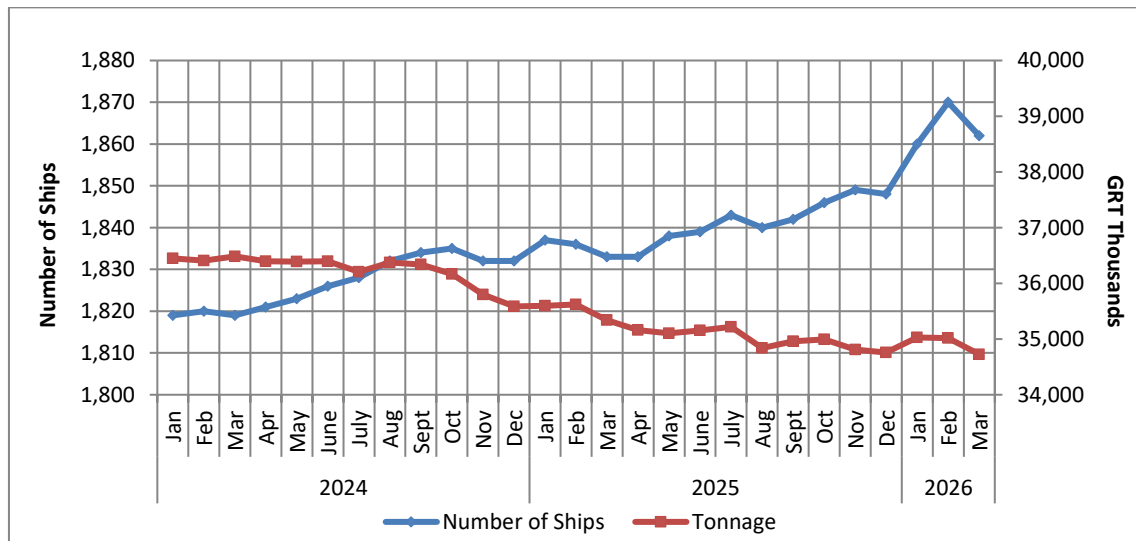


**GREEK MERCHANT FLEET:**  
**March 2026 (Provisional data)**

The Hellenic Statistical Authority (ELSTAT) announces data on the Greek Merchant Fleet (for vessels of 100 GRT<sup>1</sup> and over) for March 2026. Particularly:

- The Greek Merchant Fleet increased by 1.6% in March 2026 compared with March 2025. An increase of 0.8% was recorded in March 2025 compared with March 2024 (Table 1).
- The gross tonnage of the Greek Merchant Fleet, for vessels of 100 GRT and over, recorded a decrease of 1.7% in March 2026 compared with March 2025. A decrease of 3.1% was recorded in March 2025 compared with March 2024 (Table 1).

**Graph 1: Greek Merchant ships of 100 GRT and over: January 2024 – March 2026**



**Information on methodological issues:**

Division of Sectoral Statistics  
Section of Transport Statistics  
E. Kleftogianni  
Tel : +30 213 135 3087  
e-mail: [e.kleftogianni@statistics.gr](mailto:e.kleftogianni@statistics.gr)

**Information for data provision:**

Tel. +30 213 135 2022  
e-mail: [data.dissem@statistics.gr](mailto:data.dissem@statistics.gr)

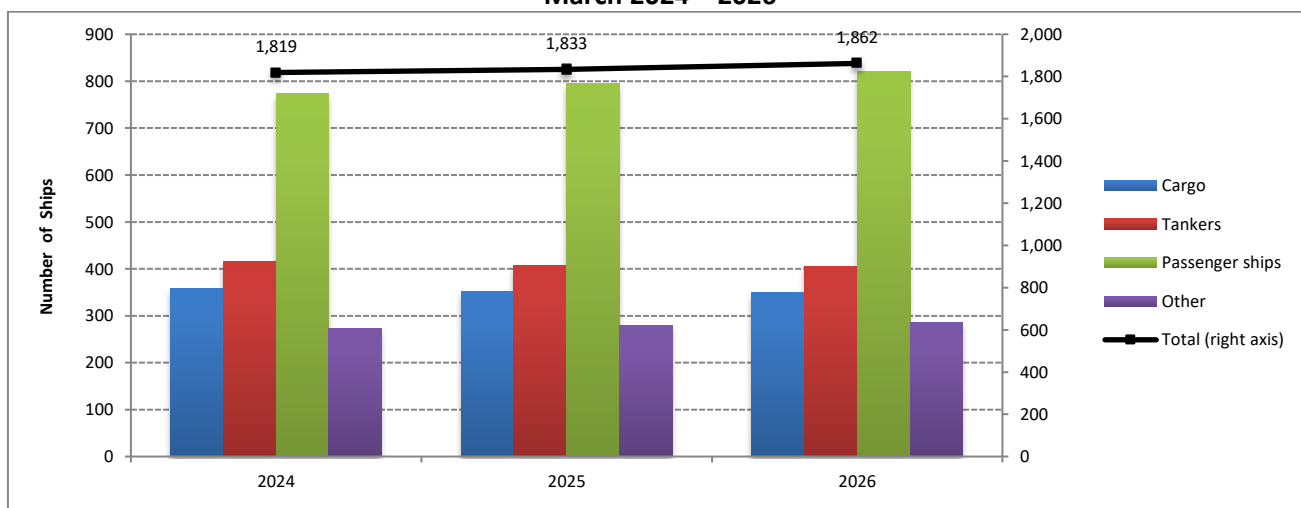
<sup>1</sup>GRT: Gross Tonnage

**Table 1: Number and tonnage of Greek Merchant ships of 100 GRT and over, by types of ships, March 2024 – 2026**

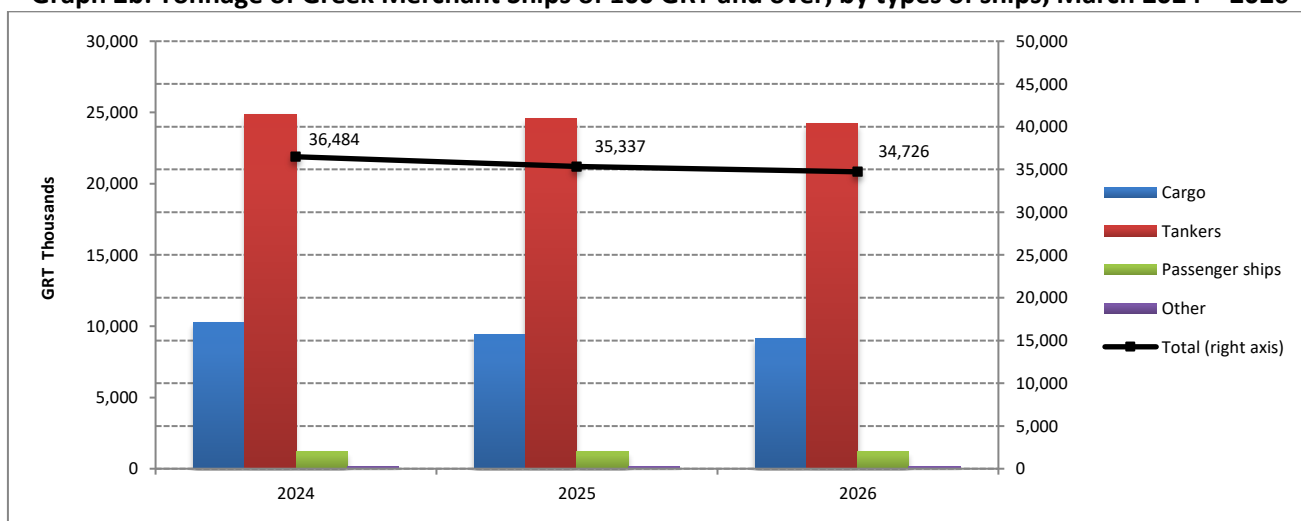
March										
Types of ships	2024*		2025		Change % 2025/2024		2026		Change % 2026/2025	
	Number of Ships	Tonnage (GRT)	Number of Ships	Tonnage (GRT)	Number of Ships	Tonnage (GRT)	Number of Ships	Tonnage (GRT)	Number of Ships	Tonnage (GRT)
<b>Total:</b>	<b>1,819</b>	<b>36,484,082</b>	<b>1,833</b>	<b>35,336,518</b>	<b>0.8</b>	<b>-3.1</b>	<b>1,862</b>	<b>34,725,814</b>	<b>1.6</b>	<b>-1.7</b>
<b>Cargo</b>	358	10,238,052	351	9,429,559	-2.0	-7.9	350	9,159,219	-0.3	-2.9
<b>Tankers</b>	415	24,887,041	407	24,557,238	-1.9	-1.3	405	24,221,011	-0.5	-1.4
<b>Passenger ships</b>	773	1,216,642	795	1,206,887	2.8	-0.8	821	1,199,372	3.3	-0.6
<b>Other</b>	273	142,347	280	142,834	2.6	0.3	286	146,212	2.1	2.4

\*revised

**Graph 2a: Number of Greek Merchant ships of 100 GRT and over, by types of ships, March 2024 – 2026**



**Graph 2b: Tonnage of Greek Merchant Ships of 100 GRT and over, by types of ships, March 2024 – 2026**

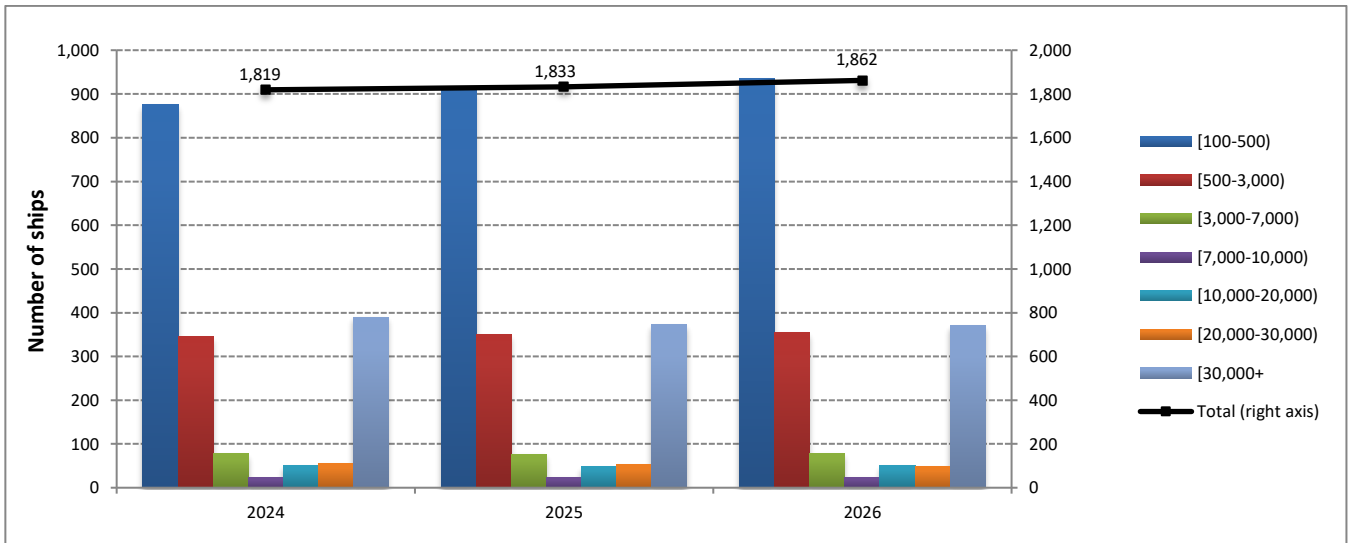


**Table 2: Distribution of the Greek Merchant ships of 100 GRT and over, by tonnage groups, March 2024 – 2026**

March										
Tonnage Groups	2024*		2025		Change % 2025/2024		2026		Change % 2026/2025	
	Number of Ships	Tonnage (GRT)	Number of Ships	Tonnage (GRT)	Number of Ships	Tonnage (GRT)	Number of Ships	Tonnage (GRT)	Number of Ships	Tonnage (GRT)
<b>Total:</b>	<b>1,819</b>	<b>36,484,082</b>	<b>1,833</b>	<b>35,336,518</b>	<b>0.8</b>	<b>-3.1</b>	<b>1,862</b>	<b>34,725,814</b>	<b>1.6</b>	<b>-1.7</b>
[100-500)	876	214,477	907	222,025	3.5	3.5	936	229,576	3.2	3.4
[500-3,000)	346	438,026	351	445,261	1.4	1.7	355	454,570	1.1	2.1
[3,000-7,000)	78	345,312	77	341,713	-1.3	-1.0	79	349,929	2.6	2.4
[7,000-10,000)	23	191,805	24	199,985	4.3	4.3	24	199,224	0.0	-0.4
[10,000-20,000)	50	712,505	49	703,501	-2.0	-1.3	50	726,016	2.0	3.2
[20,000-30,000)	56	1,474,602	53	1,390,957	-5.4	-5.7	48	1,251,395	-9.4	-10.0
[30,000+)	390	33,107,355	372	32,033,076	-4.6	-3.2	370	31,515,104	-0.5	-1.6

\*Revised

**Graph 3: Distribution of Greek Merchant ships of 100 GRT and over, by tonnage groups, March 2024 – 2026**

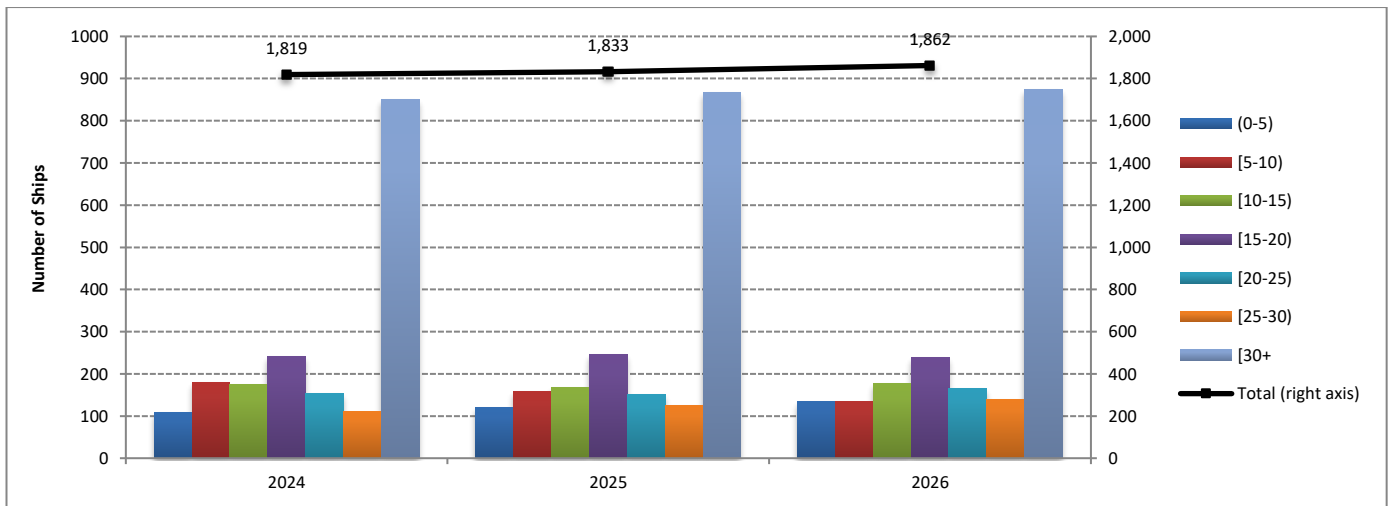


**Table 3: Distribution of Greek Merchant ships of 100 GRT and over, by age groups, March 2024 – 2026**

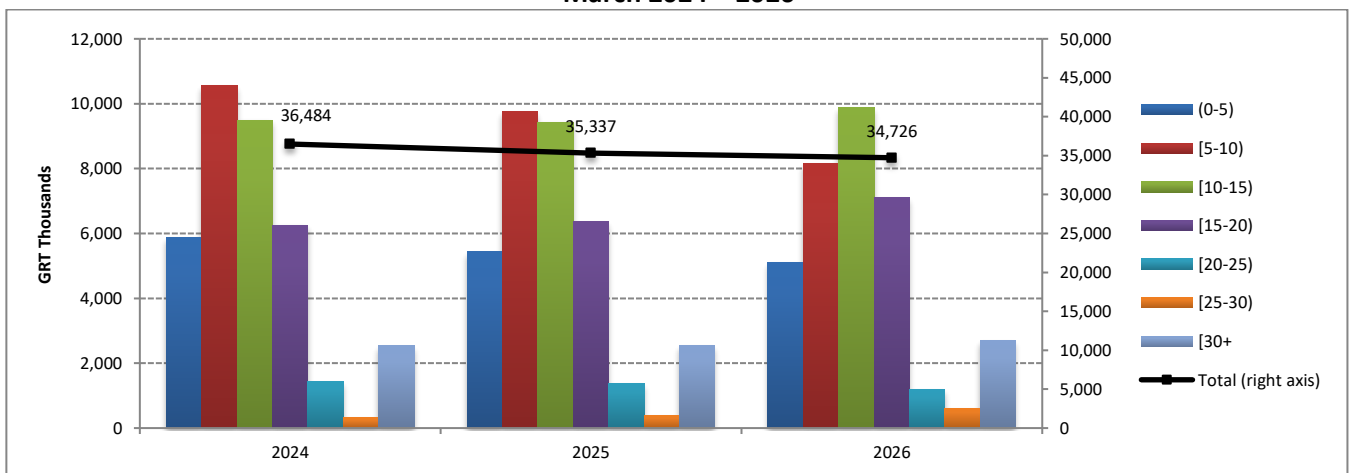
March										
	2024*		2025		Change % 2025/2024		2026		Change % 2026/2025	
Age Groups	Number of Ships	Tonnage (GRT)	Number of Ships	Tonnage (GRT)	Number of Ships	Tonnage (GRT)	Number of Ships	Tonnage (GRT)	Number of Ships	Tonnage (GRT)
<b>Total:</b>	<b>1,819</b>	<b>36,484,082</b>	<b>1,833</b>	<b>35,336,518</b>	<b>0.8</b>	<b>-3.1</b>	<b>1,862</b>	<b>34,725,814</b>	<b>1.6</b>	<b>-1.7</b>
<b>(0-5)</b>	108	5,881,135	121	5,433,021	12.0	-7.6	135	5,104,936	11.6	-6.0
<b>[5-10)</b>	180	10,561,567	159	9,768,270	-11.7	-7.5	134	8,149,562	-15.7	-16.6
<b>[10-15)</b>	175	9,493,119	168	9,434,635	-4.0	-0.6	176	9,892,216	4.8	4.9
<b>[15-20)</b>	241	6,253,915	245	6,372,099	1.7	1.9	238	7,095,762	-2.9	11.4
<b>[20-25)</b>	154	1,437,757	150	1,378,848	-2.6	-4.1	165	1,177,638	10.0	-14.6
<b>[25-30)</b>	110	323,091	124	394,419	12.7	22.1	140	615,393	12.9	56.0
<b>[30+)</b>	851	2,533,498	866	2,555,226	1.8	0.9	874	2,690,307	0.9	5.3

\*revised

**Graph 4a: Distribution of Greek Merchant ships 100 GRT and over, by age groups, March 2024 – 2026**



**Graph 4b: Tonnage of Greek Merchant ships of 100 GRT and over, by age groups, March 2024 – 2026**



## METHODOLOGICAL NOTES

- Greek Merchant Fleet Survey** The Survey on the Greek Merchant Fleet is conducted on a monthly basis since 1964 without any major methodological changes ever since. The purpose of the survey is to fully record statistical data on the number and basic characteristics of the Greek merchant ships, thus depicting the evolution over the course of time of the Greek merchant fleet.
- Legal Framework** The survey is conducted in compliance with the joint Ministerial Decision (No 6792/G-81/11-4-97), signed by the Minister of National Economy and the Minister of Mercantile Marine.
- Reference Period** The results of the survey refer to the end of March 2026.
- Coverage** The survey covers all domestic Port Authorities, as well as Greek Consular Port Authorities abroad, which keep ship registers. These Authorities have to send a report on a monthly basis to the Hellenic Statistical Authority (ELSTAT), pertaining to the changes in the Greek merchant ships registered in their ship registers.
- Definitions**
- Merchant ship:** Seagoing self-propelled vessel, at least 10 GRT, designed for the carriage of goods, transport of passengers, for fishing, towing or specially fitted out for other commercial maritime activities.
- Greek merchant fleet:** The total number of the merchant ships under Greek flag. The Greek flag carried by these ships means that all their maritime activities (subsidies for ship building, cargo limitations and other tax provisions) are governed by commercial and economic rules which are laid down by the respective Greek authorities.
- Gross Register Tonnage (GRT):** Refers to the spaces within the hull and of the enclosed spaces above the deck which are available for carrying goods, food, passengers and crew, GRT is equal to the volume of 100 cubic feet or 2.83 m<sup>3</sup>.
- Net Register Tonnage (NRT):** It is derived from the gross tonnage by deducting allowances in respect of spaces used for the crew, navigating and propelling machinery, fuel and water ballasts, and other spaces not used for passengers or cargo.
- Age of ship:** indicated by the year of original construction of the hull or that of the hull containing the engine room.
- Methodology** It is an exhaustive survey conducted by all domestic Port Authorities and Greek Consular Port Authorities abroad, which report to ELSTAT, on a monthly basis, on changes in the ships pertaining to: a) new registrations of ships in the ship registers, b) change in the name of a ship, c) change of ownership, d) transfers to or from a different port, e) deletion of a ship from a ship's register, f) final measurement – remeasurement of ships, g) replacement of the ship's engine.
- All these data, after being dully processed, are used to update, through a specially designed software application, the Official Register of Greek Merchant Ships. This Register is used for the production of monthly and annual statistical results.
- References** More information (tables, charts) about the Survey on the Greek Merchant Fleet is available on ELSTAT's website ([www.statistics.gr](http://www.statistics.gr)) and more specifically at the link: <https://www.statistics.gr/en/statistics/-/publication/SMA27->