



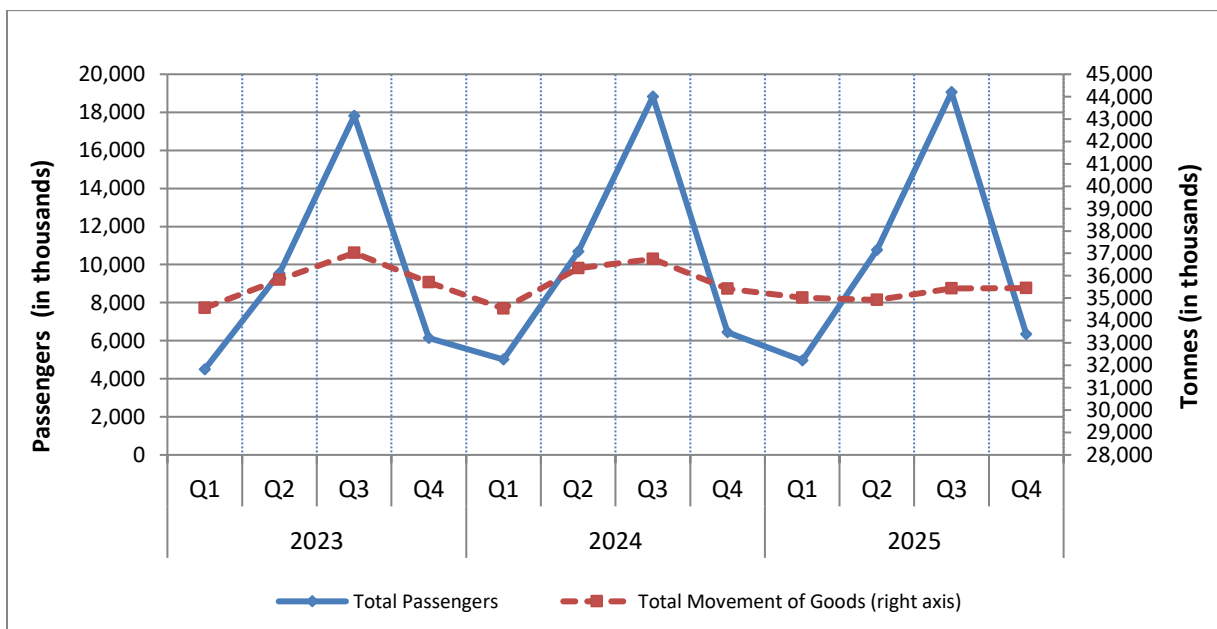
TRAFFIC OF PASSENGERS, GOODS AND MOBILE UNITS IN GREEK PORTS:

4th QUARTER 2025 (Provisional data)

The Hellenic Statistical Authority (ELSTAT) announces data on traffic of passengers, goods and mobile units in the Greek ports for the 4th quarter 2025. Particularly:

- The total passenger traffic in Greek ports in the 4th quarter 2025 decreased by 1.5% compared with the 4th quarter 2024. An increase of 4.8% was recorded at the corresponding comparison of the 4th quarter 2024 with the 4th quarter of 2023 (Table 1).
- The total movements of goods in Greek ports in the 4th quarter 2025 increased by 0.1% compared with the 4th quarter 2024. A decrease of 0.8% was recorded at the corresponding comparison of the 4th quarter of 2024 with the 4th quarter of 2023 (Table 2).
- The total traffic of mobile units in Greek ports in the 4th quarter 2025 increased by 1.8% compared with the 4th quarter 2024. An increase of 3.7% was recorded at the corresponding comparison of the 4th quarter of 2024 with the 4th quarter of 2023 (Table 3).

Graph 1. Traffic of Passengers and Goods, 1st Quarter 2023– 4th Quarter 2025



Information on methodological issues:

Division of Sectoral Statistics
Section of Transport Statistics
E. Kleftogianni, P. Rapti
Tel: 213 135 2187, 213 135 3087, 213 135 3122
E-mail: e.kleftogianni@statistics.gr

Information for data provision:

Tel. +30 213 135 2022
e-mail: data.dissem@statistics.gr

Table 1. Domestic and international passenger traffic in Greek ports: 4th Quarter 2023- 2025

4 th Quarter					
	2023	2024	Change % 2024/2023	2025	Change % 2025/2024
Total:	6,140,886	6,434,238	4.8	6,337,680	-1.5
Domestic passengers (Disembarked / embarked)	5,897,305	6,191,794	5.0	6,083,733	-1.7
International passengers	243,581	42,444	-0.5	253,947	4.7
Disembarked	112,482	113,071	0.5	119,939	6.1
Embarked	131,099	129,373	-1.3	134,008	3.6

Graph 2. Domestic and international passenger traffic in Greek ports: 4th Quarter 2023 – 2025

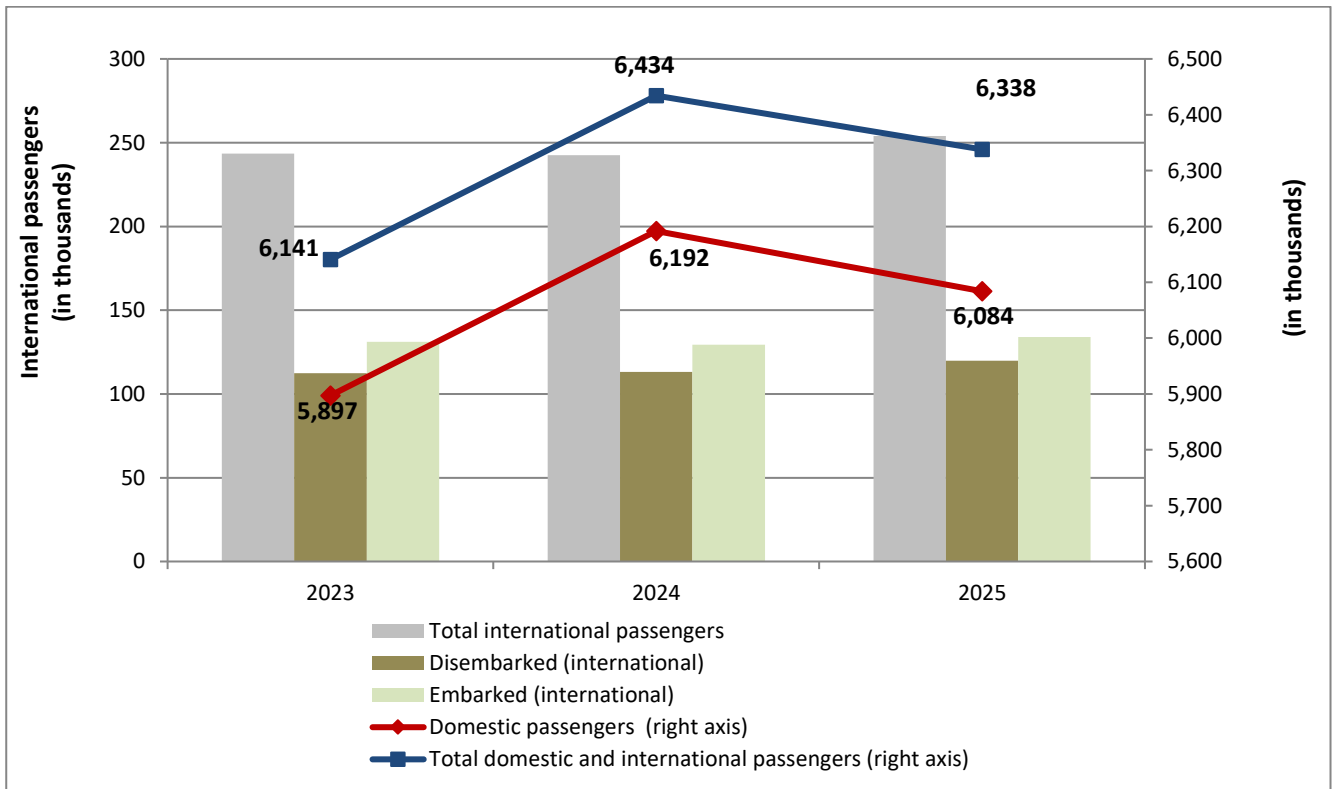


Table 2. Domestic and international movements of goods in Greek ports: 4th Quarter 2023 - 2025

4 th Quarter					
(in tonnes)	2023	2024	Change % 2024/2023	2025	Change % 2025/2024
Total:	35,705,132	35,416,591	-0.8	35,454,204	0.1
Domestic goods (Unloaded / loaded)	6,898,200	7,174,643	4.0	7,284,659	1.5
International goods	28,806,932	28,241,948	-2.0	28,169,545	-0.3
Unloaded	16,507,161	16,847,037	2.1	16,814,866	-0.2
Loaded	12,299,771	11,394,911	-7.4	11,354,679	-0.4

Graph 3. Domestic and international movements of goods in Greek ports: 4th Quarter 2023 – 2025

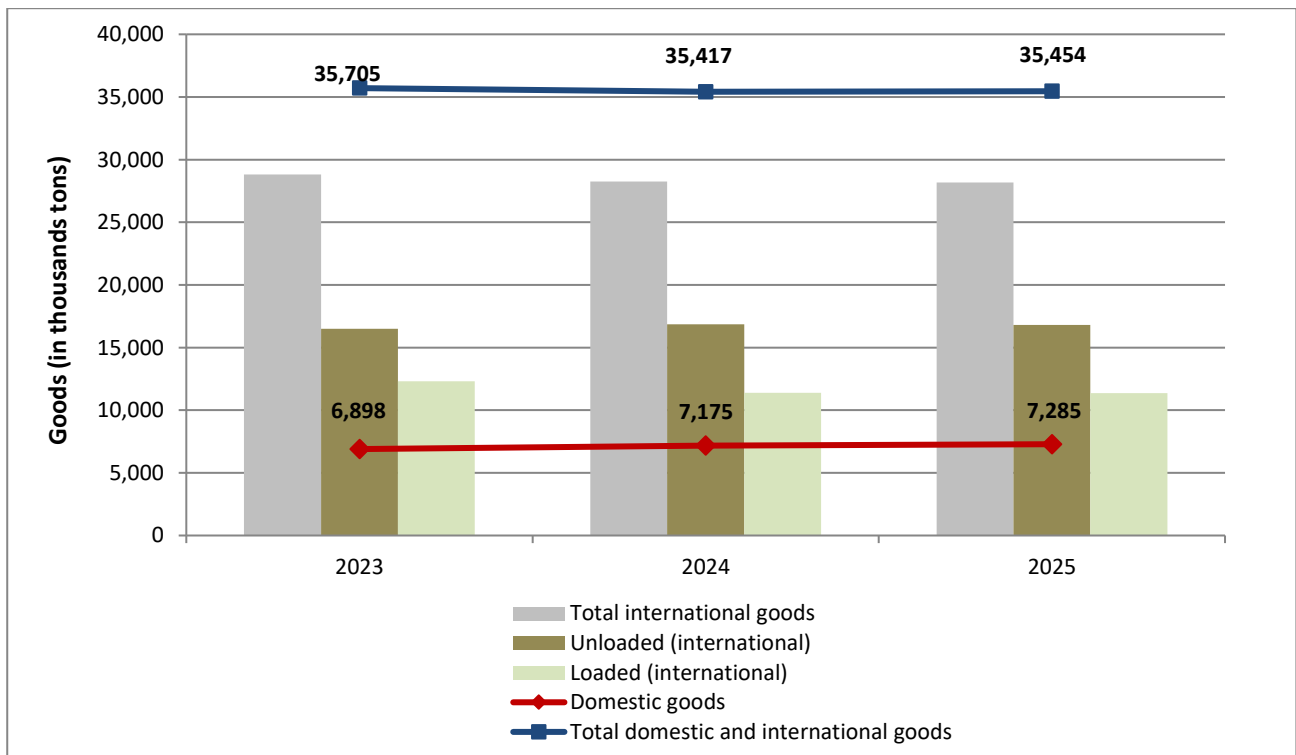
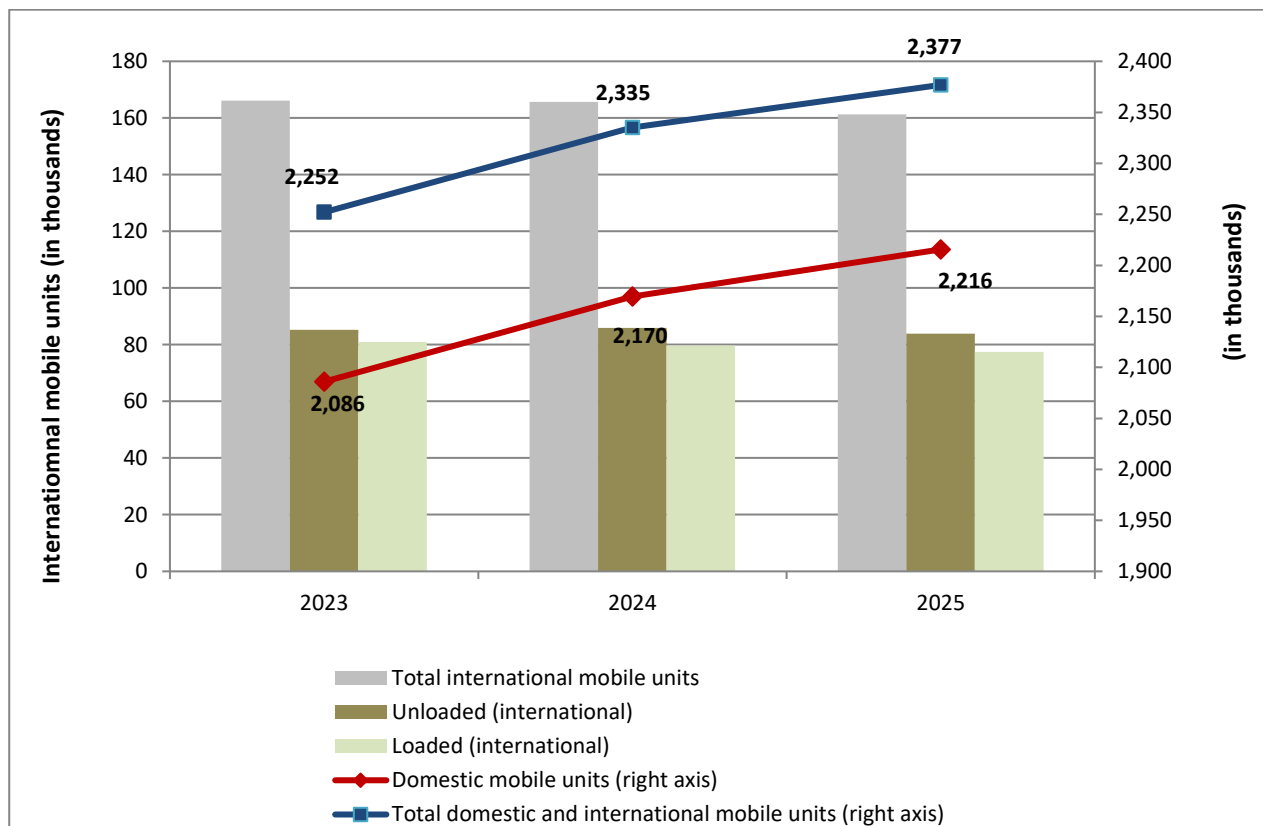


Table 3. Domestic and international traffic of mobile units in Greek ports: 4th Quarter 2023 – 2025

4 th Quarter					
	2023	2024	Change % 2024/2023	2025	Change % 2025/2024
Total:	2,252,067	2,335,149	3.7	2,376,885	1.8
Domestic mobile units (Unloaded / loaded)	2,085,883	2,169,516	4.0	2,215,602	2.1
International mobile units	166,184	165,633	-0.3	161,283	-2.6
Unloaded	85,287	85,912	0.7	83,858	-2.4
Loaded	80,897	79,721	-1.5	77,425	-2.9

Graph 4. Domestic and international traffic of mobile units in Greek ports: 4th Quarter 2023– 2025



METHODOLOGICAL NOTES

Survey on the traffic of passengers' goods and mobile units in Greek ports	<p>The survey on traffic of passengers, goods and mobile units in Greek ports has been conducted monthly since 1960 and produces quarterly and annual results, in accordance with EU regulation 2009/42, which provides for the harmonization of statistical records of maritime transport of passengers, goods and mobile units in the EU Member States.</p> <p>The purpose of the survey is to collect statistical data on maritime transport.</p>
Legal framework	<p>This survey is fully harmonized with EU legislation, namely the Council Directive (EC) 2009/42 of the European Parliament.</p>
Reference period	<p>The data refers to the 4th quarter of 2025.</p>
Coverage	<p>The survey covers all merchant vessels of net tonnage 10 GRT and over, which carry passengers, goods and mobile units by sea to and from domestic and international ports for commercial purposes. Consequently fish-catching vessels, research and survey vessels, dredgers, naval vessels, or vessels used solely for non-commercial purposes are not included in the survey.</p>
Definitions	<p>Domestic Passengers: Refers to movement of passengers between Greek ports. International passengers: Refers to the movement of passengers in Greek ports with embarkation from or disembarkation at foreign ports.</p>
Methodology	<p>The survey is an exhaustive survey, which is conducted for all vessels meeting the necessary criteria. The survey is carried out by means of specialized questionnaires, which must be filed in by the competent bodies:</p> <ul style="list-style-type: none">a) The domestic Port Authorities, which are responsible for completing the questionnaires for the transport goods in cooperation with the maritime shipping agents.b) Shipping companies and ships' financial officers, who have the responsibility to fill in the questionnaires for the passenger traffic.c) The Port Authority of Piraeus (OLP) and Thessaloniki (OLTH), due to the large volume of goods transport data they collect, send this data to ELSTAT electronically by means of a specially designed software application. <p>It is emphasized that international definitions and classifications are applied to conduct the survey, which are detailed in the Eurostat methodological manual "Reference Manual on Maritime Transport Statistics, Version 4.2 January 2021".</p>
References	<p>More information (tables charts) concerning the survey on maritime transport of passenger, goods and mobile units in the Greek ports by merchant vessels can be found on the web page of ELSTAT (www.statistics.gr) under the link https://www.statistics.gr/el/statistics/-/publication/SMA06</p>