



HELLENIC REPUBLIC  
HELLENIC STATISTICAL AUTHORITY

Piraeus, 29 August 2024

**DEMOGRAPHIC EVENTS OF ENTERPRISES**  
**REGISTRATIONS AND BANKRUPTCIES**  
**2<sup>ND</sup> QUARTER 2024**

The Hellenic Statistical Authority (ELSTAT) announces data on business demography in Greece and specifically on Registrations and Bankruptcies, for the 2<sup>nd</sup> quarter 2024.

More specifically, the number of registrations in all economic sections in the **2<sup>nd</sup> quarter 2024** amounted to 31,489, recording an increase of 17.1% in comparison with the 2<sup>nd</sup> quarter 2023, when the respective number was 26,897 and a decrease of 19.5% in comparison with the 1<sup>st</sup> quarter 2024, when the respective number was 39,128.

Among the sections of economic activity with the largest contribution to the total turnover, according to the data of the Statistical Business Register for the reference year 2021, the biggest increase in the number of registrations in the **2<sup>nd</sup> quarter 2024** compared with the 2<sup>nd</sup> quarter 2023, was recorded in section “Accommodation and Food Service Activities” (17.9%) and in section “Transportation and Storage” (16.0%), while the biggest decrease was recorded in section “Electricity, Gas, Steam and Air Conditioning Supply” (18.0%) and in section “Manufacturing” (5.7%) (Table 1).

The number of bankruptcies in all economic sections for the **2<sup>nd</sup> quarter 2024** amounted to 7, while for the 2<sup>nd</sup> quarter of 2023 is not disclosed for statistical confidentiality reasons regarding the protection of the identity of the enterprises.

**Information on methodological issues:**

Business Statistics Division

Registers and Big Enterprises Section

Head of Section: Adamantia Georgostathi

Tel.: +30 213 135 2043

E-mail: [a.georgostathi@statistics.gr](mailto:a.georgostathi@statistics.gr)

**Information on data provision:**

Tel.: +30 213 135 2022, 2308, 2310

E-mail: [data.dissem@statistics.gr](mailto:data.dissem@statistics.gr)

### **Sections of Economic Activity by Large Geographical Area (NUTS 1) of Greece, 2<sup>nd</sup> quarter 2024** (Table 2)

The sections of economic activity with the biggest number of registrations by Large Geographical Area of Greece are:

- **Voreia Ellada:** “Agriculture, Forestry and Fishing”<sup>(1)</sup>, with 1,630 registrations out of 7,573 in total.
- **Kentriki Ellada:** “Agriculture, Forestry and Fishing”<sup>(1)</sup>, with 2,271 registrations out of 7,427 in total.
- **Attiki:** “Professional, Scientific and Technical Activities” with 2,103 registrations out of 11,624 in total.
- **Nissia Aigaiou – Kriti:** “Agriculture, Forestry and Fishing”<sup>(1)</sup>, with 1,384 registrations out of 4,865 in total.

### **Sections of Economic Activity by category of Legal Form of enterprise, 2<sup>nd</sup> quarter 2024** (Table 3)

The sections of economic activity with the biggest number of registrations by category of Legal Form of enterprise are:

- **Sole Proprietorships:** “Agriculture, Forestry and Fishing”<sup>(1)</sup>, with 5,663 registrations out of 20,795 in total.
- **Partnerships:** “Accommodation and Food Service Activities”, with 1,280 registrations out of 5,452 in total.
- **Capital Enterprises:** “Real Estate Activities”, with 128 registrations out of 457 in total.
- **Other Legal Forms:** “Real Estate Activities”, with 825 registrations out of 4,785 in total.

---

<sup>1</sup> *Note: The data recorded for the economic activity section Agriculture, Forestry and Fishing include farmers subjected to the special regime (of VAT), i.e. farmers who are registered in the tax registry of farmers, having both received subsidies of value less than 5,000 euro during the previous tax year and conducted during the previous tax year, sales of agricultural products of own production, as well as provision of agricultural services of value less than 15,000 euro, to any person.*

**Table 1:** Number of registrations by Section of Economic Activity (NACE Rev. 2), 1<sup>st</sup>, 2<sup>nd</sup> quarter 2023, 2024

ECONOMIC ACTIVITY		STATISTICAL BUSINESS REGISTER (SBR) OF REFERENCE YEAR 2021		Registrations 2 <sup>nd</sup> quarter 2024/ Number of enterprises SBR 2021 (%)	REGISTRATIONS				Annual Rate of Change (%) 2024/2023		Quarterly Rate of Change (%) 2 <sup>nd</sup> quarter / 1 <sup>st</sup> quarter	
Code NACE Rev.2	Description	Number of enterprises	Turnover (in thousand €)		1 <sup>st</sup> quarter 2023	2 <sup>nd</sup> quarter 2023	1 <sup>st</sup> quarter 2024	2 <sup>nd</sup> quarter 2024	1 <sup>st</sup> quarter	2 <sup>nd</sup> quarter	2023	2024
<b>Total</b>		<b>1,447,339</b>	<b>341,114,163</b>	<b>2.2</b>	<b>34,213</b>	<b>26,897</b>	<b>39,128</b>	<b>31,489</b>	<b>14.4</b>	<b>17.1</b>	<b>-21.4</b>	<b>-19.5</b>
<b>A</b>	Agriculture, Forestry and Fishing <sup>(1)</sup> of which Farmers subjected to the special regime	537,865 371,395	9,814,937 1,608,067	1.1 1.4	5,715 4,991	3,208 2,798	5,669 4,839	5,765 5,131	-0.8 -3.0	79.7 83.4	-43.9 -43.9	1.7 6.0
<b>B</b>	Mining and Quarrying	590	930,660	0.8	10	3	13	5	30.0	66.7	-70.0	-61.5
<b>C</b>	Manufacturing	57,451	68,594,918	1.4	1,009	854	1,162	805	15.2	-5.7	-15.4	-30.7
<b>D</b>	Electricity, Gas, Steam and Air Conditioning Supply	11,378	22,662,241	1.5	412	206	226	169	-45.1	-18.0	-50.0	-25.2
<b>E</b>	Water Supply, Sewerage, Waste Management and Remediation Activities	2,042	1,841,241	2.3	49	32	61	47	24.5	46.9	-34.7	-23.0
<b>F</b>	Construction	67,294	11,777,247	3.2	2,160	1,887	3,144	2,185	45.6	15.8	-12.6	-30.5
<b>G</b>	Wholesale and Retail Trade; Repair of Motor Vehicles and Motorcycles	227,192	134,721,771	1.6	4,580	3,897	4,901	3,729	7.0	-4.3	-14.9	-23.9
<b>H</b>	Transportation and Storage	61,149	16,008,835	3.7	2,138	1,953	3,503	2,266	63.8	16.0	-8.7	-35.3
<b>I</b>	Accommodation and Food Service Activities	107,186	11,591,891	3.5	3,623	3,186	4,513	3,756	24.6	17.9	-12.1	-16.8
<b>J</b>	Information and Communication	20,763	11,784,565	5.1	1,364	1,049	1,312	1,059	-3.8	1.0	-23.1	-19.3
<b>K</b>	Financial and Insurance Activities	16,976	18,824,976	3.1	614	501	650	525	5.9	4.8	-18.4	-19.2
<b>L</b>	Real Estate Activities	13,994	2,194,272	10.2	1,657	1,350	1,660	1,427	0.2	5.7	-18.5	-14.0
<b>M</b>	Professional, Scientific and Technical Activities	149,439	12,055,024	2.7	4,992	3,705	5,554	4,079	11.3	10.1	-25.8	-26.6
<b>N</b>	Administrative and Support Service Activities	23,738	6,458,278	5.8	1,471	1,276	1,560	1,372	6.1	7.5	-13.3	-12.1
<b>O</b>	Public Administration and Defense; Compulsory Social Security	1,044	712,434	4.7	92	52	65	49	-29.3	-5.8	-43.5	-24.6
<b>P</b>	Education	22,732	1,157,194	2.2	695	480	736	498	5.9	3.8	-30.9	-32.3
<b>Q</b>	Human Health and Social Work Activities	61,422	5,575,573	2.3	1,515	1,209	1,952	1,429	28.8	18.2	-20.2	-26.8
<b>R</b>	Arts, Entertainment and Recreation	21,988	2,835,749	4.1	737	849	821	906	11.4	6.7	15.2	10.4
<b>S</b>	Other Service Activities	40,572	1,417,530	3.2	1,190	1,027	1,473	1,290	23.8	25.6	-13.7	-12.4
<b>W</b>	Unknown Activity	2,524	154,826	5.1	190	173	153	128	-19.5	-26.0	-8.9	-16.3

<sup>(1)</sup> Note of page 2.

**Table 2:** Number of Registrations by Section of Economic Activity (NACE Rev.2) and Large Geographical Area (NUTS 1 Region), 2<sup>nd</sup> quarter 2024

ECONOMIC ACTIVITY		Total	LARGE GEOGRAPHICAL AREA			
Code NACE Rev.2	Description		Voreia Ellada	Kentriki Ellada	Attiki	Nissia Aigaiou - Kriti
<b>Total</b>		<b>31,489</b>	<b>7,573</b>	<b>7,427</b>	<b>11,624</b>	<b>4,865</b>
<b>A</b>	Agriculture, Forestry and Fishing <sup>(1)</sup>	5,765	1,630	2,271	480	1,384
	of which Farmers subjected to the special regime	5,131	1,345	2,030	448	1,308
<b>B</b>	Mining and Quarrying	5	*	-	*	*
<b>C</b>	Manufacturing	805	191	193	331	90
<b>D</b>	Electricity, Gas, Steam and Air Conditioning Supply	169	39	58	51	21
<b>E</b>	Water Supply, Sewerage, Waste Management and Remediation Activities	47	10	8	*	*
<b>F</b>	Construction	2,185	485	558	781	361
<b>G</b>	Wholesale and Retail Trade; Repair of Motor Vehicles and Motorcycles	3,729	1,070	771	1,446	442
<b>H</b>	Transportation and Storage	2,266	330	347	1,293	296
<b>I</b>	Accommodation and Food Service Activities	3,756	1,026	1,030	854	846
<b>J</b>	Information and Communication	1,059	233	154	598	74
<b>K</b>	Financial and Insurance Activities	525	101	64	332	28
<b>L</b>	Real Estate Activities	1,427	222	247	811	147
<b>M</b>	Professional, Scientific and Technical Activities	4,079	987	646	2,103	343
<b>N</b>	Administrative and Support Service Activities	1,372	253	263	539	317
<b>O</b>	Public Administration and Defense; Compulsory Social Security	49	11	13	18	7
<b>P</b>	Education	498	97	113	237	51
<b>Q</b>	Human Health and Social Work Activities	1,429	336	236	697	160
<b>R</b>	Arts, Entertainment and Recreation	906	212	189	398	107
<b>S</b>	Other Service Activities	1,290	324	253	539	174
<b>W</b>	Unknown Activity	128	*	13	100	*

\* The data are not disclosed due to statistical confidentiality regarding the protection of the identity of the reporting enterprises.

«-» There are no registrations.

<sup>(1)</sup> Note of page 2.

**Table 3:** Number of Registrations by Section of Economic Activity (NACE Rev.2) and category of Legal Form, 2<sup>nd</sup> quarter 2024

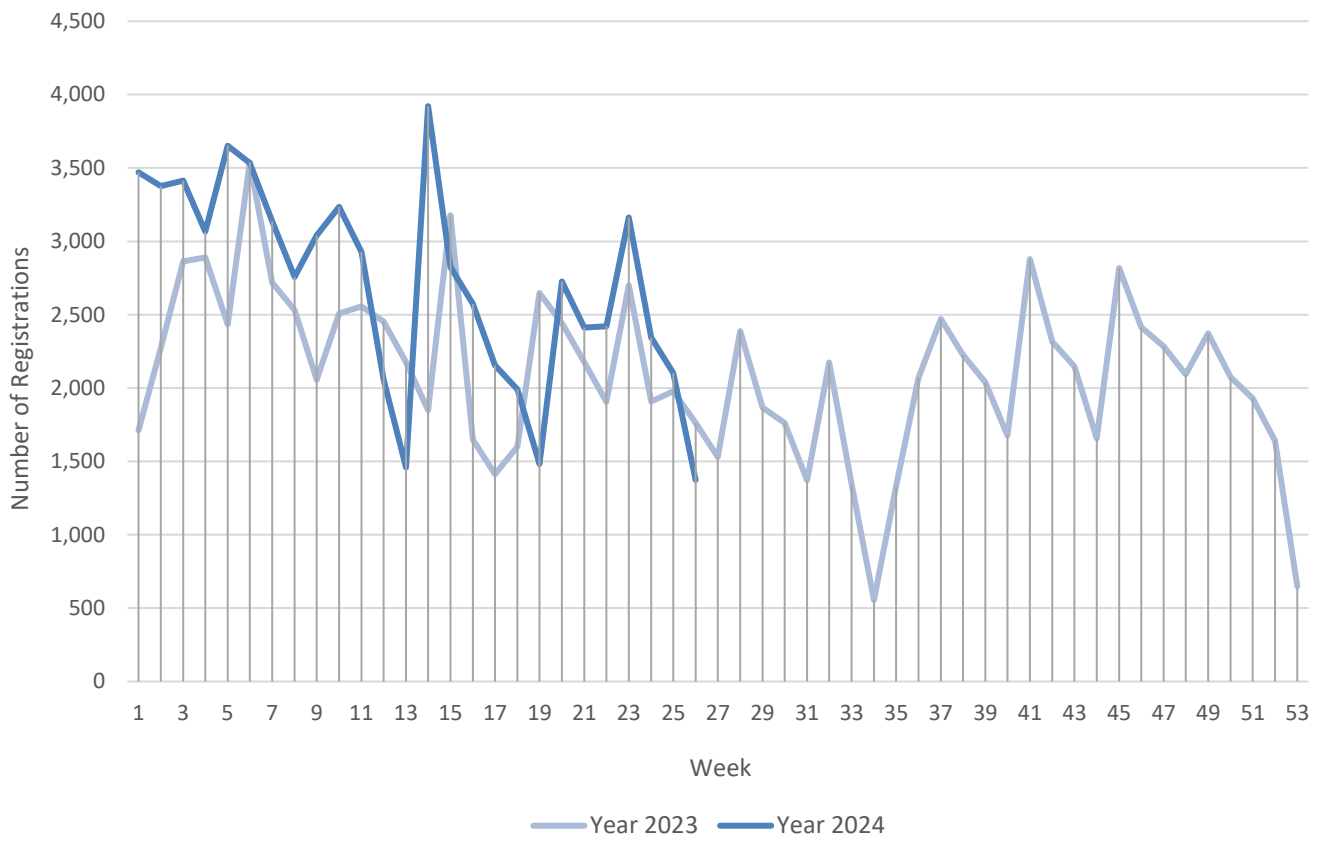
ECONOMIC ACTIVITY		Total	LEGAL FORM CATEGORY			
Code NACE Rev.2	Description		Sole Proprietorship	Partnerships (General partnerships, Limited partnerships)	Capital Enterprises (Limited Liability Company, Société Anonyme (S.A.))	Other Legal Forms (Private Capital Companies (IKE), Joint ventures etc)
<b>Total</b>		<b>31,489</b>	<b>20,795</b>	<b>5,452</b>	<b>457</b>	<b>4,785</b>
<b>A</b>	Agriculture, Forestry and Fishing <sup>(1)</sup> of which Farmers subjected to the special	5,765 5,131	5,663 5,131	38 -	3 -	61 -
<b>B</b>	Mining and Quarrying	5	-	*	*	*
<b>C</b>	Manufacturing	805	456	209	18	122
<b>D</b>	Electricity, Gas, Steam and Air Conditioning Supply	169	24	20	24	101
<b>E</b>	Water Supply, Sewerage, Waste Management and Remediation Activities	47	20	8	4	15
<b>F</b>	Construction	2,185	1,122	596	32	435
<b>G</b>	Wholesale and Retail Trade; Repair of Motor Vehicles and Motorcycles	3,729	1,993	1,033	49	654
<b>H</b>	Transportation and Storage	2,266	1,814	169	19	264
<b>I</b>	Accommodation and Food Service Activities	3,756	1,879	1,280	42	555
<b>J</b>	Information and Communication	1,059	602	248	22	187
<b>K</b>	Financial and Insurance Activities	525	192	69	44	220
<b>L</b>	Real Estate Activities	1,427	250	224	128	825
<b>M</b>	Professional, Scientific and Technical Activities	4,079	2,987	597	36	459
<b>N</b>	Administrative and Support Service Activities	1,372	860	215	22	275
<b>O</b>	Public Administration and Defense; Compulsory Social Security	49	34	*	*	*
<b>P</b>	Education	498	379	72	*	*
<b>Q</b>	Human Health and Social Work Activities	1,429	1,051	284	6	88
<b>R</b>	Arts, Entertainment and Recreation	906	594	177	*	*
<b>S</b>	Other Service Activities	1,290	875	202	3	210
<b>W</b>	Unknown Activity	128	-	-	-	128

\* The data are not disclosed due to statistical confidentiality regarding the protection of the identity of the reporting enterprises.

«-» There are no registrations.

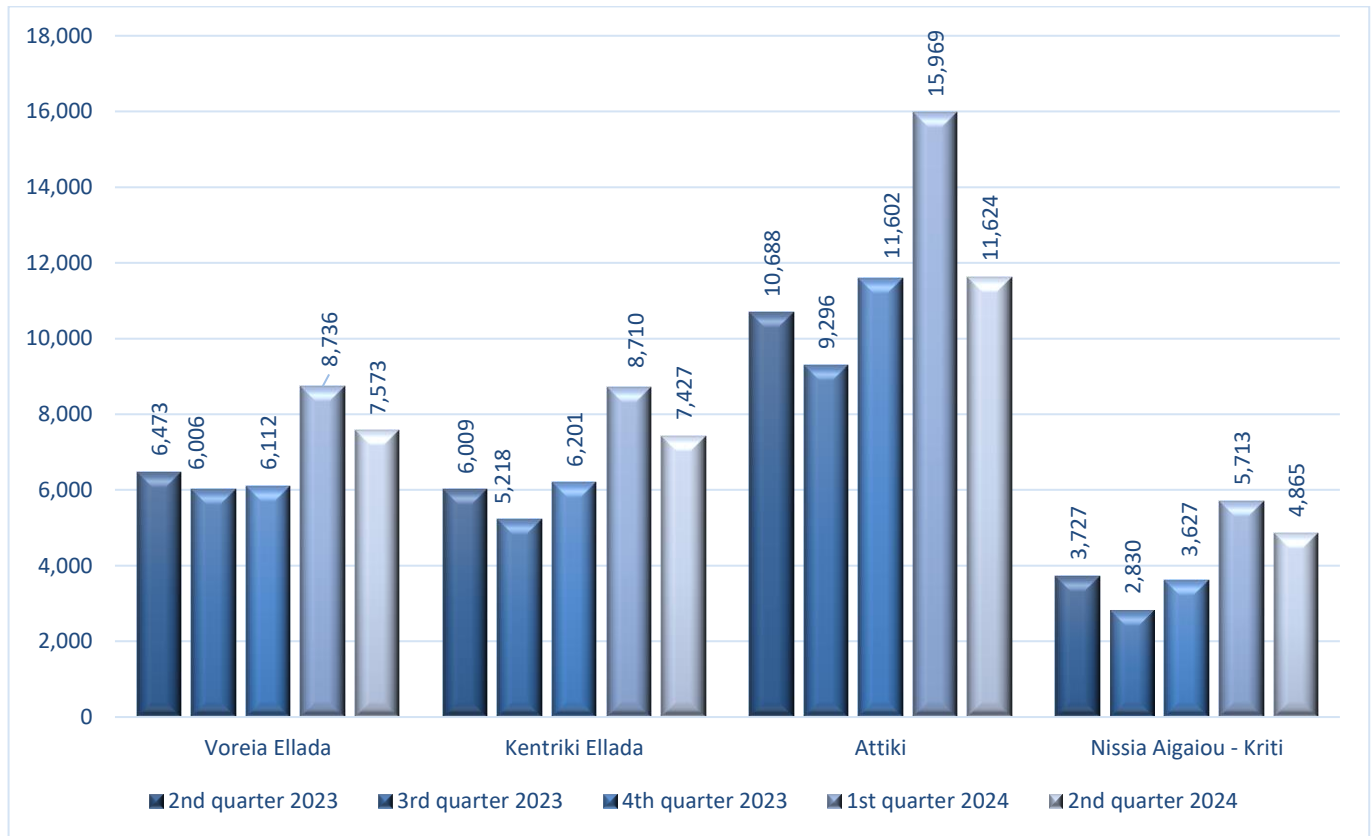
<sup>(1)</sup> Note of page 2.

**Graph 1.** Number of Registrations per week, 1<sup>st</sup>, 2<sup>nd</sup>, 3<sup>rd</sup> and 4<sup>th</sup> quarter 2023 and 1<sup>st</sup>, 2<sup>nd</sup> quarter 2024

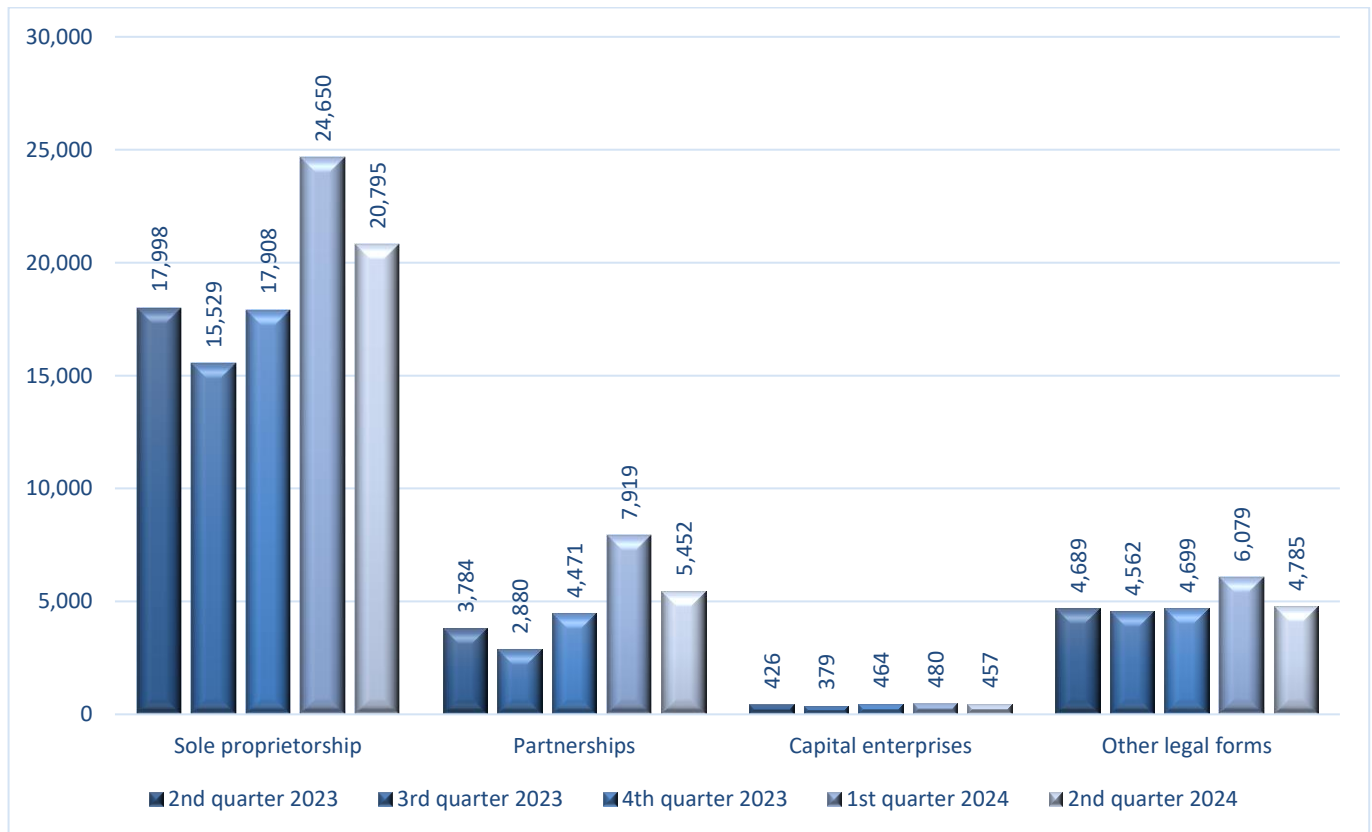


Note: Information for the determination of the week is available under section "[Methodological Notes](#)", p. 9.

**Graph 2.** Number of Registrations by Large Geographical Area (NUTS 1), 2<sup>nd</sup>, 3<sup>rd</sup>, 4<sup>th</sup> quarter 2023 and 1<sup>st</sup>, 2<sup>nd</sup> quarter 2024



**Graph 3.** Number of Registrations by category of Legal Form of enterprise, 2<sup>nd</sup>, 3<sup>rd</sup>, 4<sup>th</sup> quarter 2023 and 1<sup>st</sup>, 2<sup>nd</sup> quarter 2024



## METHODOLOGICAL NOTES

**General Information** The compilation of the statistical data is made in accordance with the new European Regulation on Business Statistics, which entered into force on the 1<sup>st</sup> of January 2021 ([Regulation \(EU\) 2019/2152 of the European Parliament and of the Council of 27<sup>th</sup> November 2019](#)) and is among the key changes introduced by this Regulation for new and high-frequency official business statistics at European level.

The statistical data presented in this announcement refer to business demography and more specifically to the registrations and bankruptcies of enterprises, which are defined as follows:

**Registrations:** The number of entered legal units in the registration register at any time during the reference quarter, according to the respective administrative or legal procedure.

**Bankruptcies:** The number of legal units that have started the procedure of being declared bankrupt, by issuing a court declaration, at any time during the reference quarter (which is often provisional and does not always mean cessation of an activity).

**Purpose** The purpose of the short-term business statistics, is to provide up-to-date and high frequency information on the evolution of business activity and, subsequently, of the economic climate - expectations.

**Legal framework** Short-term business statistics are compiled in accordance with [Regulation \(EU\) 2019/2152 of the European Parliament and of the Council of 27<sup>th</sup> November 2019](#), on European business statistics and [Commission Implementing Regulation \(EU\) 2020/1197 of 30<sup>th</sup> July 2020](#), laying down technical specifications and arrangements pursuant to Regulation (EU) 2019/2152.

**Compilation methodology** The statistical data have been compiled after processing quarterly data from administrative registers of enterprises. Specifically, information has been used for the date of registration in the register of legal units (Tax Identification Number - TIN), economic activity, geographical code, legal form and business status of the enterprise.

**Statistical classifications** As regards the economic activities, the European statistical classification of economic activities [NACE Rev.2](#) is used. As regards the geographical representation, the European Nomenclature of territorial units for statistics, NUTS, is used.

**Map of the 4 Large Geographical Areas (NUTS 1 Regions) of Greece**





**Definition of weeks** The weeks for the 1<sup>st</sup>, 2<sup>nd</sup>, 3<sup>rd</sup> and 4<sup>th</sup> quarter 2023 and 1<sup>st</sup>, 2<sup>nd</sup> quarter 2024 are defined as follows:

WEEK	2023	2024
1 <sup>st</sup>	01/01/2023 - 01/01/2023	01/01/2024 - 07/01/2024
2 <sup>nd</sup>	02/01/2023 - 08/01/2023	08/01/2024 - 14/01/2024
3 <sup>rd</sup>	09/01/2023 - 15/01/2023	15/01/2024 - 21/01/2024
4 <sup>th</sup>	16/01/2023 - 22/01/2023	22/01/2024 - 28/01/2024
5 <sup>th</sup>	23/01/2023 - 29/01/2023	29/01/2024 - 04/02/2024
6 <sup>th</sup>	30/01/2023 - 05/02/2023	05/02/2024 - 11/02/2024
7 <sup>th</sup>	06/02/2023 - 12/02/2023	12/02/2024 - 18/02/2024
8 <sup>th</sup>	13/02/2023 - 19/02/2023	19/02/2024 - 25/02/2024
9 <sup>th</sup>	20/02/2023 - 26/02/2023	26/02/2024 - 03/03/2024
10 <sup>th</sup>	27/02/2023 - 05/03/2023	04/03/2024 - 10/03/2024
11 <sup>th</sup>	06/03/2023 - 12/03/2023	11/03/2024 - 17/03/2024
12 <sup>th</sup>	13/03/2023 - 19/03/2023	18/03/2024 - 24/03/2024
13 <sup>th</sup>	20/03/2023 - 26/03/2023	25/03/2024 - 31/03/2024
14 <sup>th</sup>	27/03/2023 - 02/04/2023	01/04/2024 - 07/04/2024
15 <sup>th</sup>	03/04/2023 - 09/04/2023	08/04/2024 - 14/04/2024
16 <sup>th</sup>	10/04/2023 - 16/04/2023	15/04/2024 - 21/04/2024
17 <sup>th</sup>	17/04/2023 - 23/04/2023	22/04/2024 - 28/04/2024
18 <sup>th</sup>	24/04/2023 - 30/04/2023	29/04/2024 - 05/05/2024
19 <sup>th</sup>	01/05/2023 - 07/05/2023	06/05/2024 - 12/05/2024
20 <sup>th</sup>	08/05/2023 - 14/05/2023	13/05/2024 - 19/05/2024
21 <sup>st</sup>	15/05/2023 - 21/05/2023	20/05/2024 - 26/05/2024
22 <sup>nd</sup>	22/05/2023 - 28/05/2023	27/05/2024 - 02/06/2024
23 <sup>rd</sup>	29/05/2023 - 04/06/2023	03/06/2024 - 09/06/2024
24 <sup>th</sup>	05/06/2023 - 11/06/2023	10/06/2024 - 16/06/2024
25 <sup>th</sup>	12/06/2023 - 18/06/2023	17/06/2024 - 23/06/2024
26 <sup>th</sup>	19/06/2023 - 25/06/2023	24/06/2024 - 30/06/2024
27 <sup>th</sup>	26/06/2023 - 02/07/2023	
28 <sup>th</sup>	03/07/2023 - 09/07/2023	
29 <sup>th</sup>	10/07/2023 - 16/07/2023	
30 <sup>th</sup>	17/07/2023 - 23/07/2023	
31 <sup>st</sup>	24/07/2023 - 30/07/2023	
32 <sup>nd</sup>	31/07/2023 - 06/08/2023	
33 <sup>rd</sup>	07/08/2023 - 13/08/2023	
34 <sup>th</sup>	14/08/2023 - 20/08/2023	
35 <sup>th</sup>	21/08/2023 - 27/08/2023	
36 <sup>th</sup>	28/08/2023 - 03/09/2023	
37 <sup>th</sup>	04/09/2023 - 10/09/2023	
38 <sup>th</sup>	11/09/2023 - 17/09/2023	
39 <sup>th</sup>	18/09/2023 - 24/09/2023	
40 <sup>th</sup>	25/09/2023 - 01/10/2023	
41 <sup>st</sup>	02/10/2023 - 08/10/2023	
42 <sup>nd</sup>	09/10/2023 - 15/10/2023	
43 <sup>rd</sup>	16/10/2023 - 22/10/2023	
44 <sup>th</sup>	23/10/2023 - 29/10/2023	
45 <sup>th</sup>	30/10/2023 - 05/11/2023	
46 <sup>th</sup>	06/11/2023 - 12/11/2023	
47 <sup>th</sup>	13/11/2023 - 19/11/2023	
48 <sup>th</sup>	20/11/2023 - 26/11/2023	
49 <sup>th</sup>	27/11/2023 - 03/12/2023	
50 <sup>th</sup>	04/12/2023 - 10/12/2023	
51 <sup>st</sup>	11/12/2023 - 17/11/2023	
52 <sup>nd</sup>	18/12/2023 - 24/12/2023	
53 <sup>rd</sup>	25/12/2023 - 31/12/2023	

**Reference period** 2<sup>nd</sup> quarter 2024

**Statistical unit** The statistical unit is the legal unit (distinct Tax Identification Numbers - TINs).

**References** Analytical tables are available on ELSTAT's website ([www.statistics.gr](http://www.statistics.gr)), at the following link: <https://www.statistics.gr/en/statistics/-/publication/SBR05/> .