

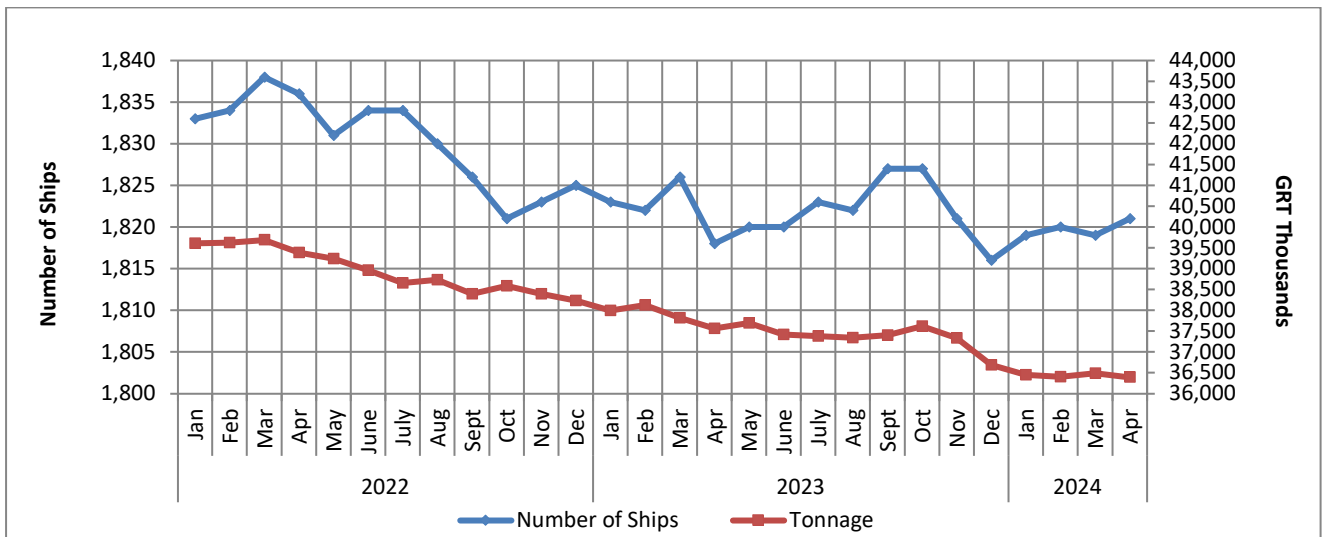


GREEK MERCHANT FLEET:
April 2024 (Provisional data)

The Hellenic Statistical Authority (ELSTAT) announces data on the Greek Merchant Fleet (for vessels of 100 GRT¹) for April 2024. Particularly:

- The Greek Merchant Fleet increased by 0.2% in April 2024 compared with April 2023. A decrease of 1.0% was recorded in April 2023 compared with April 2022 (Table 1).
- The gross tonnage of the Greek Merchant Fleet, for vessels of 100 GRT and over, recorded a decrease of 3.1% in April 2024 compared with April 2023. A decrease of 4.6%, was recorded in April 2023 compared with April 2022 (Table 1).

Graph 1: Greek Merchant ships of 100 GRT and over: January 2022– April 2024



Information on methodological issues:

Division of Sectoral Statistics
Section of Transport Statistics
E. Kleftogianni, F. Georgakopoulou
Tel : +30 213 135 3087 , +30 213 135 3090
E mail: e.kleftogianni@statistics.gr
f.georgakopoulou@statistics.gr

Information for data provision:

Tel. +30 213 135 2022
E mail: data.dissem@statistics.gr

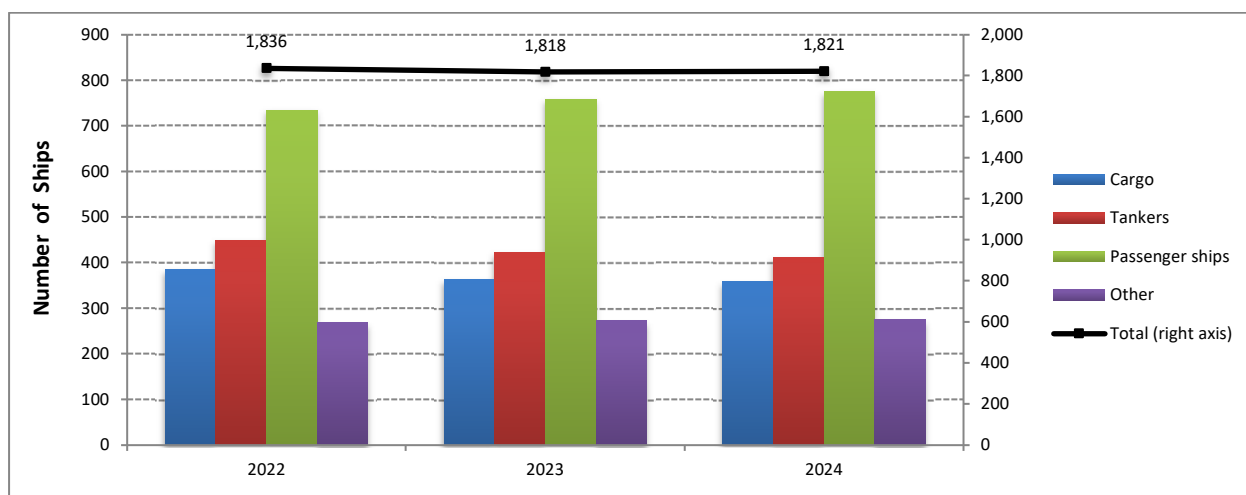
¹GRT: Gross Tonnage

Table 1: Number and tonnage of Greek Merchant ships of 100 GRT and over, by types of ships, April 2022 – 2024

April										
	2022*		2023		Change % 2023/2022		2024		Change % 2024/2023	
Types of ships	Number of Ships	Tonnage (GRT)	Number of Ships	Tonnage (GRT)	Number of Ships	Tonnage (GRT)	Number of Ships	Tonnage (GRT)	Number of Ships	Tonnage (GRT)
Total:	1,836	39,387,695	1,818	37,565,857	-1.0	-4.6	1,821	36,394,197	0.2	-3.1
Cargo	385	11,617,822	364	10,695,200	-5.5	-7.9	359	10,318,211	-1.4	-3.5
Tankers	449	26,385,679	423	25,450,148	-5.8	-3.5	412	24,718,851	-2.6	-2.9
Passenger ships	734	1,257,385	759	1,276,716	3.4	1.5	775	1,214,323	2.1	-4.9
Other	268	126,809	272	143,793	1.5	13.4	275	142,812	1.1	-0.7

* revised data

Graph 2a: Number of Greek Merchant ships of 100 GRT and over, by types of ships, April 2022 – 2024



Graph 2b: Tonnage of Greek Merchant Ships of 100 GRT and over, by types of ships, April 2022 – 2024

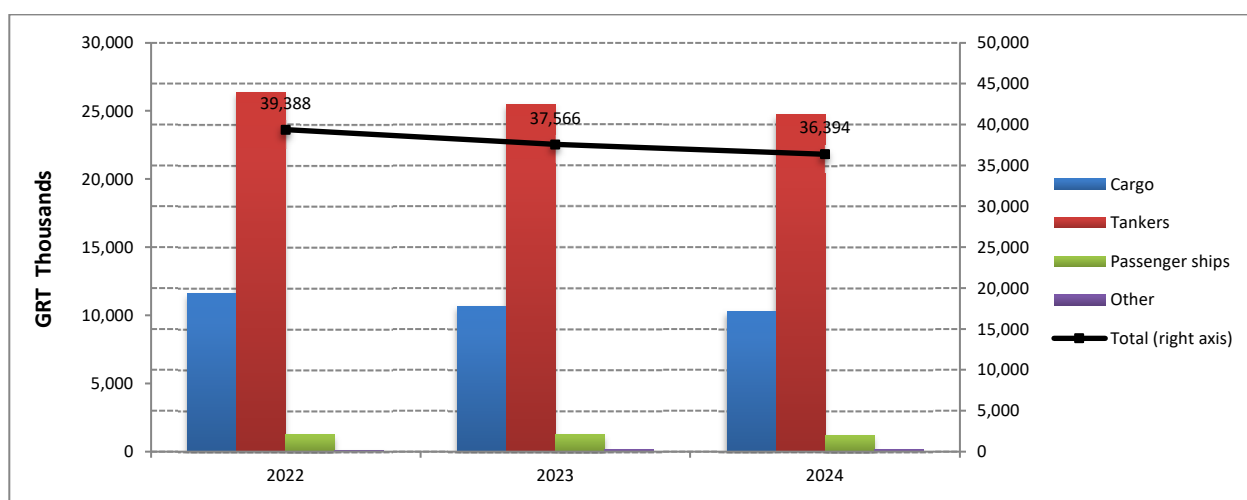


Table 2: Distribution of the Greek Merchant ships of 100 GRT and over, by tonnage groups, April 2022 – 2024

April										
Tonnage Groups	2022*		2023		Change % 2023/2022		2024		Change % 2024/2023	
	Number of Ships	Tonnage (GRT)	Number of Ships	Tonnage (GRT)	Number of Ships	Tonnage (GRT)	Number of Ships	Tonnage (GRT)	Number of Ships	Tonnage (GRT)
Total:	1,836	39,387,695	1,818	37,565,857	-1.0	-4.6	1,821	36,394,197	0.2	-3.1
[100-500)	843	205,694	857	208,101	1.7	1.2	881	215,619	2.8	3.6
[500-3,000)	350	442,750	350	438,782	0.0	-0.9	346	438,026	-1.1	-0.2
[3,000-7,000)	73	322,753	80	355,534	9.6	10.2	78	343,314	-2.5	-3.4
[7,000-10,000)	24	202,584	24	200,542	0.0	-1.0	23	191,805	-4.2	-4.4
[10,000-20,000)	50	721,835	47	675,108	-6.0	-6.5	50	712,505	6.4	5.5
[20,000-30,000)	62	1,633,629	59	1,569,095	-4.8	-4.0	54	1,416,924	-8.5	-9.7
[30,000+	434	35,858,450	401	34,118,695	-7.6	-4.9	389	33,076,004	-3.0	-3.1

* revised data

Graph 3: Distribution of Greek Merchant ships of 100 GRT and over, by tonnage groups, April 2022 – 2024

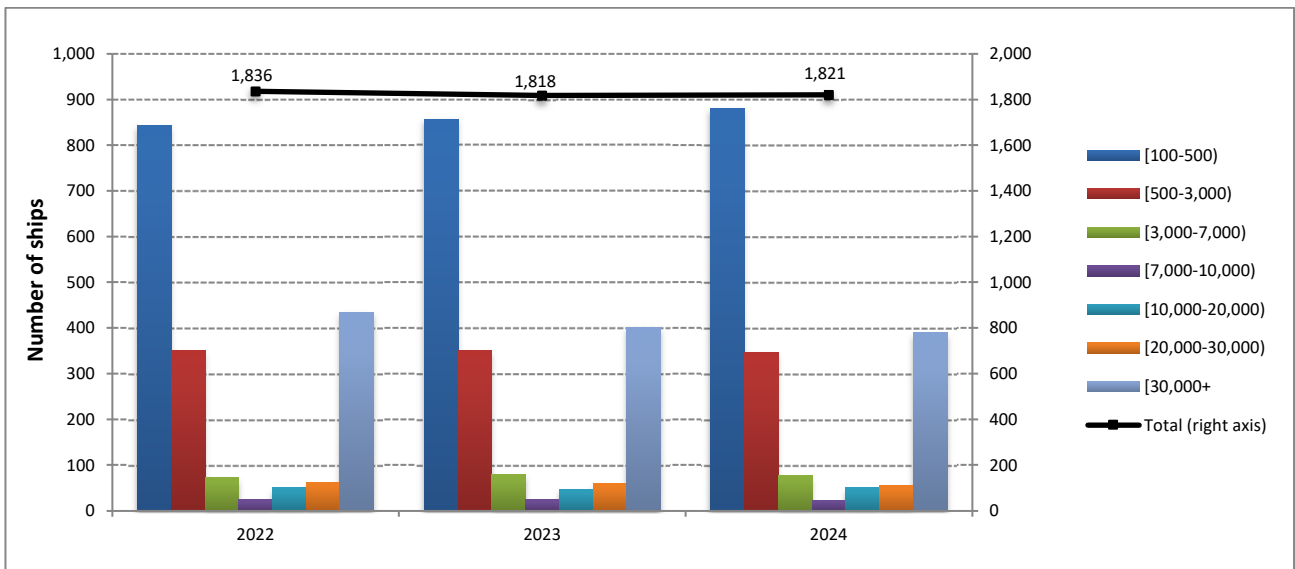
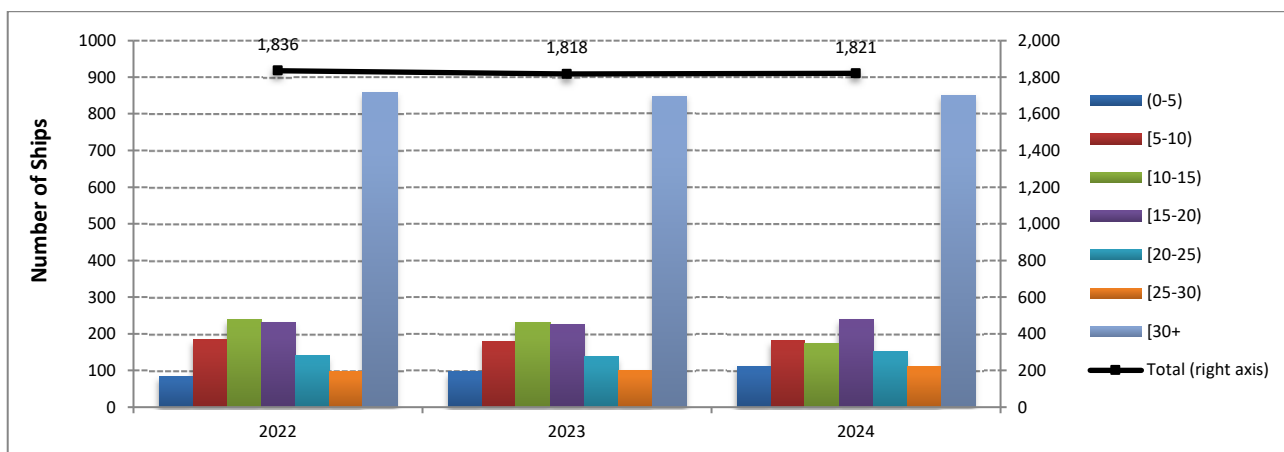


Table 3: Distribution of Greek Merchant ships of 100 GRT and over, by age groups, April 2022 – 2024

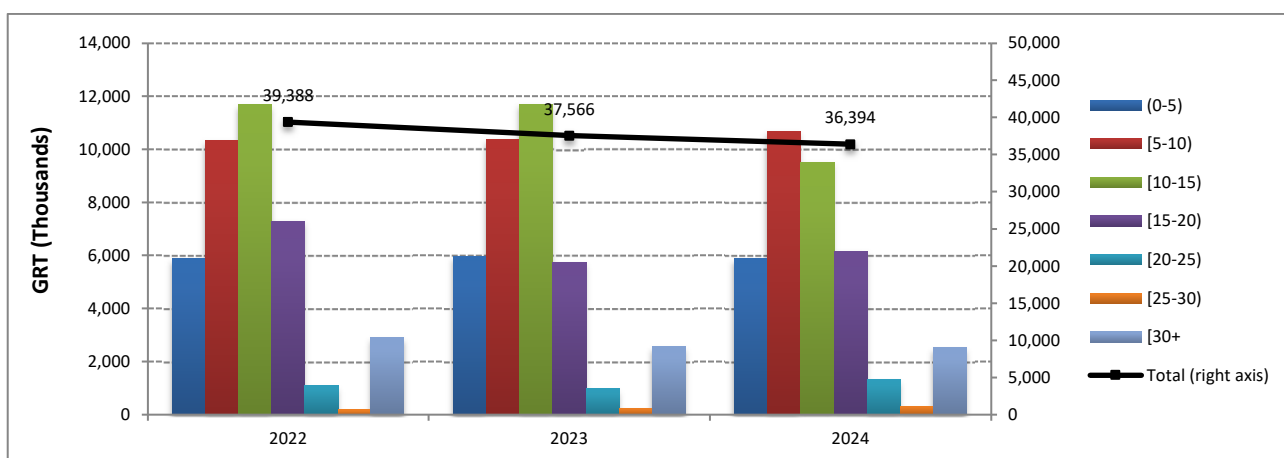
April										
2022*			2023		Change % 2023/2022		2024		Change % 2024/2023	
Age Groups	Number of Ships	Tonnage (GRT)	Number of Ships	Tonnage (GRT)	Number of Ships	Tonnage (GRT)	Number of Ships	Tonnage (GRT)	Number of Ships	Tonnage (GRT)
Total:	1,836	39,387,695	1,818	37,565,857	-1.0	-4.6	1,821	36,394,197	0.2	-3.1
(0-5)	85	5,880,039	97	5,963,322	14.1	1.4	112	5,881,963	15.5	-1.4
[5-10)	185	10,329,359	179	10,363,234	-3.2	0.3	181	10,669,446	1.1	3.0
[10-15)	240	11,674,963	230	11,697,329	-4.2	0.2	175	9,493,119	-23.9	-18.8
[15-20)	232	7,298,907	225	5,739,213	-3.0	-21.4	240	6,167,113	6.7	7.5
[20-25)	140	1,097,257	137	978,983	-2.1	-10.8	152	1,327,965	10.9	35.6
[25-30)	96	185,760	101	243,123	5.2	30.9	110	321,093	8.9	32.1
[30+)	858	2,921,410	849	2,580,653	-1.0	-11.7	851	2,533,498	0.2	-1.8

* revised data

Graph 4a: Distribution of Greek Merchant ships 100 GRT and over, by age groups, April 2022 – 2024



Graph 4b: Tonnage of Greek Merchant ships of 100 GRT and over, by age groups, April 2022–2024



METHODOLOGICAL NOTES

Greek Merchant Fleet Survey	The Survey on the Greek Merchant Fleet is conducted on a monthly basis since 1964 without any major methodological changes ever since. The purpose of the survey is to fully record statistical data on the number and basic characteristics of the Greek merchant ships, thus depicting the evolution over the course of time of the Greek merchant fleet.
Legal Framework	The survey is conducted in compliance with the joint Ministerial Decision (No 6792/G-81/11-4-97), signed by the Minister of National Economy and the Minister of Mercantile Marine.
Reference Period	The results of the survey refer <u>to the end of April 2024</u> .
Coverage	The survey covers all domestic Port Authorities, as well as Greek Consular Port Authorities abroad, which keep ship registers. These Authorities have to send a report on a monthly basis to the Hellenic Statistical Authority (ELSTAT), pertaining to the changes in the Greek merchant ships registered in their ship registers.
Definitions	<p>Merchant ship: Seagoing self-propelled vessel, at least of 10 GRT, designed for the carriage of goods, transport of passengers, for fishing, towing or specially fitted out for other commercial maritime activities.</p> <p>Greek merchant fleet: The total number of the merchant ships under Greek flag. The Greek flag carried by these ships means that all their maritime activities (subsidies for ship building, cargo limitations and other tax provisions) are governed by commercial and economic rules which are laid down by the respective Greek authorities.</p> <p>Gross Register Tonnage (GRT): Refers to the spaces within the hull and of the enclosed spaces above the deck which are available for carrying goods, food, passengers and crew, GRT is equal to the volume of 100 cubic feet or 2.83 m³.</p> <p>Net Register Tonnage (NRT): It is derived from the gross tonnage by deducting allowances in respect of spaces used for the crew, navigating and propelling machinery, fuel and water ballasts, and other spaces not used for passengers or cargo.</p> <p>Age of ship: indicated by the year of original construction of the hull or that of the hull containing the engine room.</p>
Methodology	<p>It is an exhaustive survey conducted by all domestic Port Authorities and Greek Consular Port Authorities abroad, which report to ELSTAT, on a monthly basis, on changes in the ships pertaining to: a) new registrations of ships in the ship registers, b) change in the name of a ship, c) change of ownership, d) transfers to or from a different port, e) deletion of a ship from a ship's register, f) final measurement – remeasurement of ships, g) replacement of the ship's engine.</p> <p>All these data, after being dully processed, are used to update, through a specially designed software application, the Official Register of Greek Merchant Ships. This Register is used for the production of monthly and annual statistical results.</p>
References	Further information (tables, charts) concerning the Survey on the Greek Merchant Fleet can be found on the webpage of ELSTAT (www.statistics.gr), under the link: https://www.statistics.gr/el/statistics/-/publication/SMA27