



ACTS OF ADOPTION, 2023

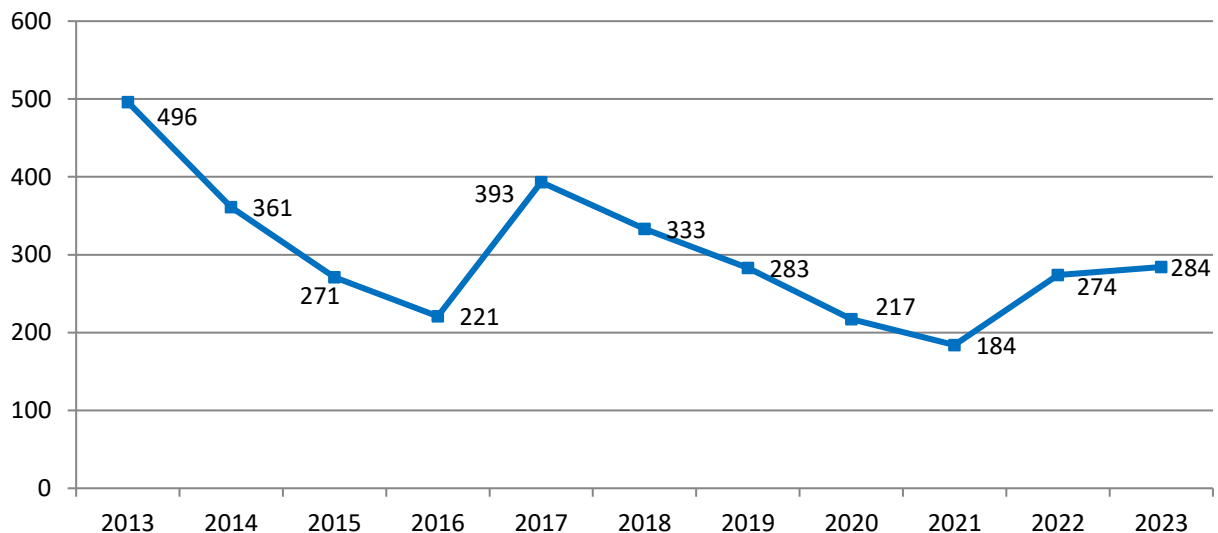
The Hellenic Statistical Authority (ELSTAT) announces the data on acts of adoptions, with reference year 2023. In 2023, the total number of acts of adoptions amounted to 284, recording a 3.6% increase in comparison with 2022, when the number of acts of adoption was 274 (Table 1).

Table 1. Acts of adoption by NUTS 1 Regions and adoptions of the International Social Service, 2022 and 2023

Regions	2022	2023	Change (%) 2023/2022
Attiki	153	157	2.6
Nisia Aigaiou, Kriti	18	19	5.6
Voreia Ellada	54	60	11.1
Kentriki Ellada	26	36	38.5
Total	251	272	8.4
Adoptions under the International Social Service*	23	12	-47.8
Total	274	284	3.6

*Transnational adoptions under the Hague Convention

Graph 1. Acts of adoption, 2013-2023



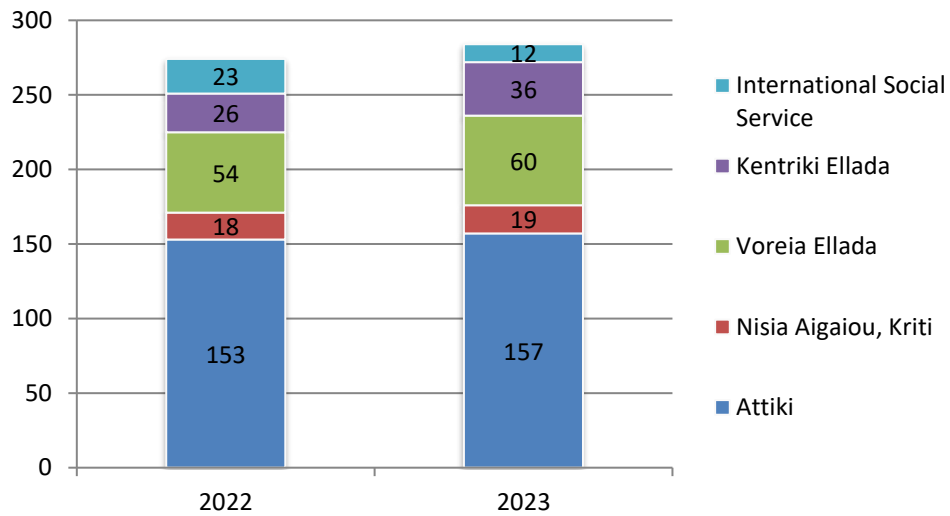
Information on methodological issues:

Sectoral Statistics Division
Health & Social Protection Statistics Section
Apostolou Paraskevi, Giasafakis Kostas
Tel: +30 213 135 2762, 2136
E-mail: p.apostolou@statistics.gr

Information for data provision:

Tel. +30 213 135 2022, 2310, 2308
Email: data.dissem@statistics.gr

Graph 2. Acts of adoption by NUTS 1 Regions and adoptions of the International Social Service, 2022 and 2023

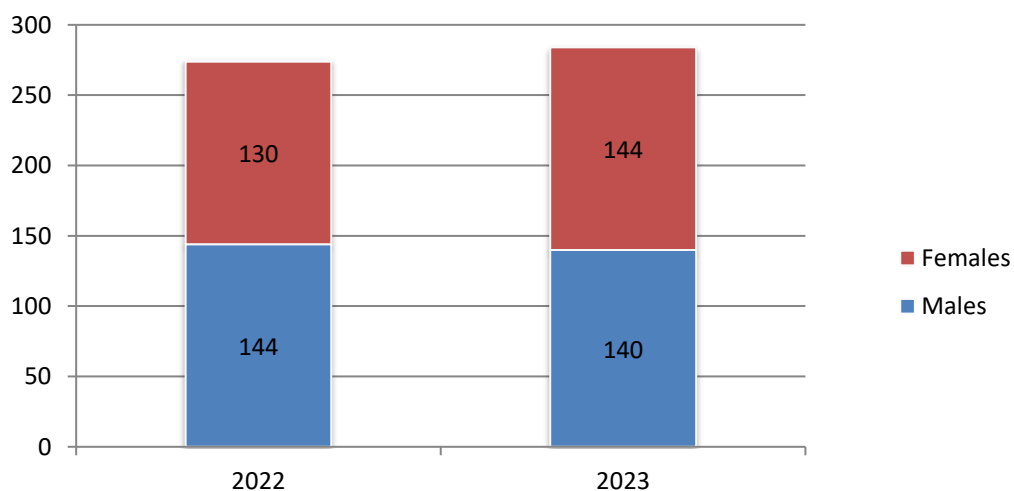


In 2023 the adoptions of females amounted to 144, while the adoptions of males to 140, recording an increase of 10.8% and a decrease of 2.8%, respectively, in comparison with 2022 (Table 2, Graph 3).

Table 2. Acts of adoption by gender of adoptees, 2022 and 2023

Gender	2022	2023	Change (%) 2023/2022
Males	144	140	-2.8
Females	130	144	10.8
Total	274	284	3.6

Graph 3. Acts of adoption by gender of adoptees, 2022 and 2023

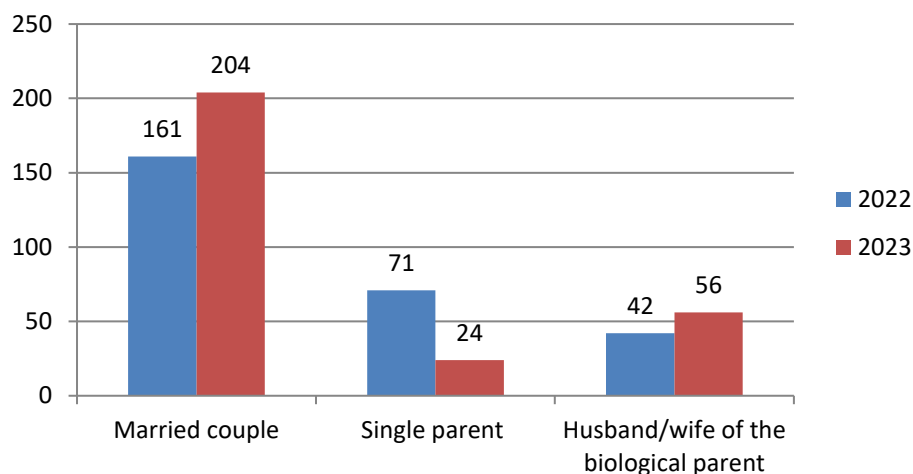


The adoptive parents are mostly married couples (husband and wife) (Table 3, Graph 4). In 2023, the adoptions by married couples increased by 26.7% in comparison with 2022 (from 161 to 204). A decrease (66.2%) was recorded for adoptions by single parent families (from 71 to 24).

Table 3. Acts of adoption by type of adoptive parents, 2022 and 2023

Type of adoptive parents	2022	2023	Change (%) 2023/2022
Married couple	161	204	26.7
Single parent family <i>Of which</i>	71	24	-66.2
<i>Only father</i>	36	10	-72.2
<i>Only mother</i>	35	14	-60.0
Husband/wife of the biological parent	42	56	33.3
Total	274	284	3.6

Graph 4. Acts of adoption by type of adoptive parents, 2022 and 2023

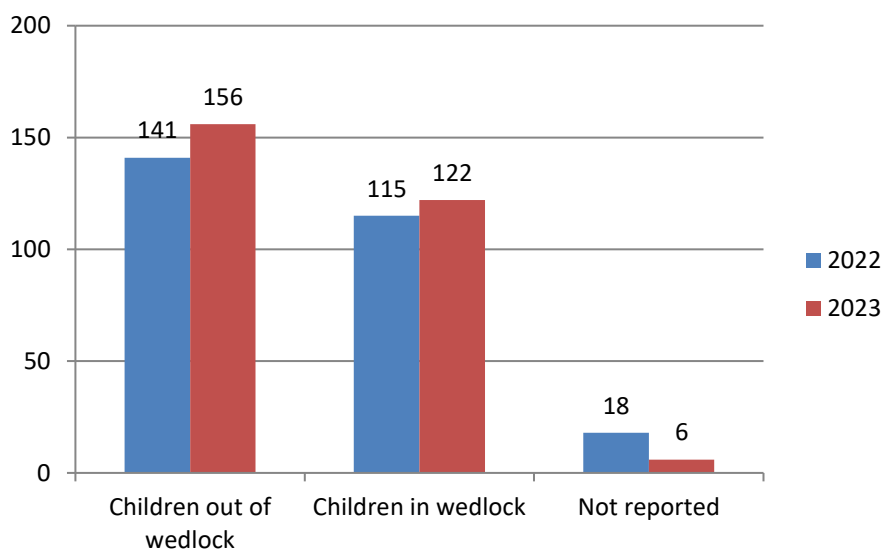


As regards the legal status of the adoptees before adoption, most of the adoptees are children out of wedlock (Table 4, Graph 5). In 2023, a decrease of 66.7% (from 18 to 6) was observed in the number of adoptions in which the information about the legal status of the adoptees is missing (Not reported).

Table 4. Acts of adoption by legal status of the adoptees before the adoption, 2022 and 2023

Legal status	2022	2023	Change (%) 2023/2022
Children out of wedlock	141	156	10.6
Children in wedlock	115	122	6.1
Not reported	18	6	-66.7
Total	274	284	3.6

Graph 5. Acts of adoption by legal status of the adoptees before the adoption, 2022 and 2023

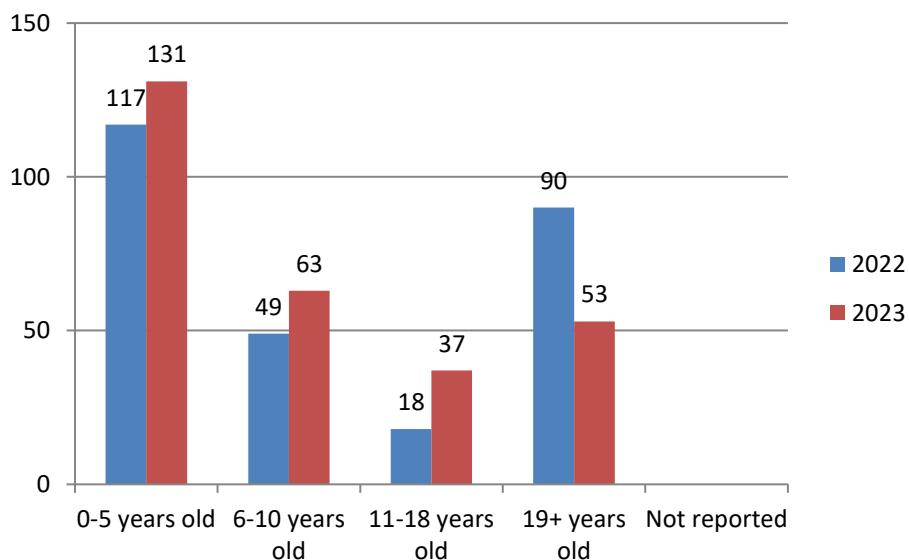


As regards the age of the adoptees, in 2023, most acts of adoption (46.1%) refer to children belonging to the age group 0-5 years (Table 5, Graph 6). In 2023, an increase was observed in the number of adoptions in the age group 11-18 years (105.6%) while in the age group 19 years and over was observed a decrease of 41.1%.

Table 5. Acts of adoptions by age group of adoptees, 2022 and 2023

Age group	2022	2023	Change (%) 2023/2022
0-5	117	131	12.0
6-10	49	63	28.6
11-18	18	37	105.6
≥19	90	53	-41.1
Not reported	0	0	00.0
Total	274	284	3.6

Graph 6. Acts of adoption by age group of adoptees, 2022 and 2023



EXPLANATORY NOTES

Survey on acts of adoption The number of acts of adoption is based on the judicial decisions recorded throughout Greece during one calendar year, by NUTS 1 Region, gender, age group, category of adopters and legal status of the adoptees.

Reference period The acts of adoption refer to the period January-December 2023.

Coverage Greece total.

NUTS 1 Regions in Table 1 are further broken down as follows:

- “Attiki”
- “Nisia Aigaiou, Kriti” includes islands of Voreio Aigaio, islands of Notio Aigaio and Kriti
- “Voreia Ellada” includes Anatoliki Makedonia and Thraki, Kentriki Makedonia, Dytiki Makedonia and Ipeiros.
- “Kentriki Ellada” includes Thessalia, Dytiki Ellada, Kentriki Ellada, Peloponnisos and Ionia Nisia.

Maps of 4 NUTS 1 Regions of Greece



Methodology

The data are census data and derive from the National Register of Adoptions of the National Centre for Social Solidarity (EKKA).

The category “not reported” includes adoptions for which basic information is available but the specific variable is missing.

References

More information on Acts of Adoption can be found on the website of ELSTAT at the following link:

<http://www.statistics.gr/en/statistics/-/publication/SHE33/->