

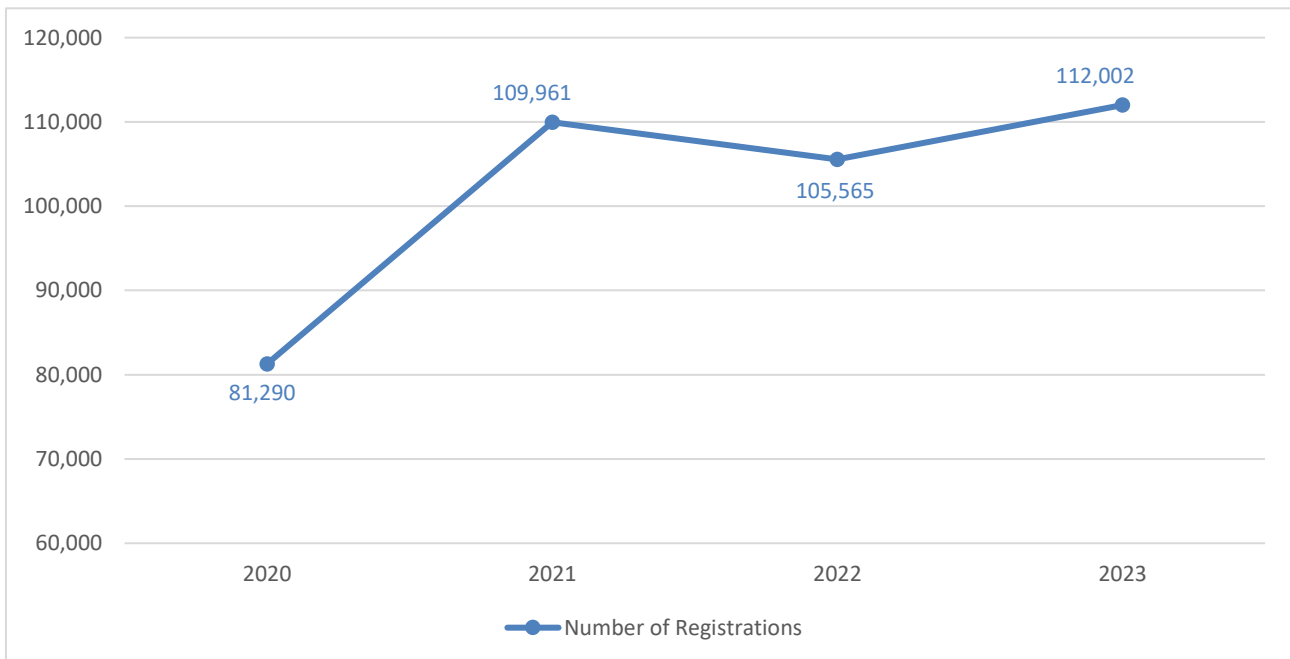


DEMOGRAPHIC EVENTS OF ENTERPRISES
REGISTRATIONS AND BANKRUPTCIES
4th QUARTER 2023
ANNUAL DATA 2023

The Hellenic Statistical Authority (ELSTAT) announces data on business demography in Greece and specifically on Registrations and Bankruptcies, for the **4th quarter 2023** and for the **year 2023**.

In specific, the number of registrations in all economic sections in **2023** amounted to 112,002, recording an increase of 6.1% in comparison with 2022, when the respective number was 105,565 (Graph 1, Table 1).

Graph 1. Number of registrations, 2020-2023



Annual data (Table 1)

- Registrations: Among the sections of economic activity with the biggest contribution to the total turnover, according to the data of the Statistical Business Register for the reference year 2020 (Table 2), the biggest increase in the number of registrations in **2023** in comparison with 2022, was recorded in section “Construction” (16.1%) and in section “Transportation and Storage” (16.1%), while a decrease was recorded in section “Electricity, Gas, Steam and Air Conditioning Supply” (56.1%) and in section “Information and Communication” (3.7%).
- The number of bankruptcies in all economic sections in **2023** amounted to 11, while the number of bankruptcies for 2022 are not disclosed for statistical confidentiality reasons regarding the protection of the identity of the enterprises.

Quarterly data (Table 2)

- The number of registrations in all economic sections in the **4th quarter 2023** amounted to 27,542, recording a decrease of 9.2% in comparison with the 4th quarter 2022, when the respective number was 30,316 and an increase of 18.0% in comparison with the 3rd quarter 2023, when the respective number was 23,350.

Among the sections of economic activity with the largest contribution to the total turnover, according to the data of the Statistical Business Register for the reference year 2020, the biggest increase in the number of registrations in the **4th quarter 2023** compared with the 4th quarter 2022, was recorded in section “Transportation and Storage” (37.2%) and in section “Construction” (13.4%), while the biggest decrease was recorded in section “Electricity, Gas, Steam and Air Conditioning Supply” (65.4%) and in section “Information and Communication” (25.8%).

- The number of bankruptcies in all economic sections in the **4th quarter of 2023** amounted to 5 in comparison with the 4th quarter 2022, when the respective number was 3.

Sections of Economic Activity by Large Geographical Area (NUTS 1) of Greece, 4th quarter 2023 (Table 3)

The sections of economic activity with the biggest number of registrations by Large Geographical Area of Greece are:

- **Voreia Ellada**: “Wholesale and Retail Trade; Repair of Motor Vehicles and Motorcycles”, with 984 registrations out of 6,112 in total.
- **Kentriki Ellada**: “Agriculture, Forestry and Fishing”⁽¹⁾, with 1,978 registrations out of 6,201 in total.
- **Attiki**: “Professional, Scientific and Technical Activities” with 2,211 registrations out of 11,602 in total.
- **Nissia Aigaiou – Kriti**: “Agriculture, Forestry and Fishing”⁽¹⁾, with 1,370 registrations out of 3,627 in total.

¹ *Note: The data recorded for the economic activity section Agriculture, Forestry and Fishing include farmers subjected to the special regime (of VAT), i.e. farmers who are registered in the tax registry of farmers, having both received subsidies of value less than 5,000 euro during the previous tax year and conducted during the previous tax year, sales of agricultural products of own production, as well as provision of agricultural services of value less than 15,000 euro, to any person.*

Sections of Economic Activity by category of Legal Form of enterprise, 4th quarter 2023 (Table 4)

The sections of economic activity with the biggest number of registrations by category of Legal Form of enterprise are:

- **Sole Proprietorships:** “Agriculture, Forestry and Fishing”⁽¹⁾, with 4,732 registrations out of 17,908 in total.
- **Partnerships:** “Wholesale and Retail Trade; Repair of Motor Vehicles and Motorcycles”, with 984 registrations out of 4,471 in total.
- **Capital Enterprises:** “Real Estate Activities”, with 114 registrations out of 464 in total.
- **Other Legal Forms:** “Wholesale and Retail Trade; Repair of Motor Vehicles and Motorcycles”, with 794 registrations and “Real Estate Activities” with 794 registrations out of 4,699 in total.

⁽¹⁾ Note of page 2

Table 1. Number of registrations by Section of Economic Activity (NACE Rev. 2), 2020-2023

ECONOMIC ACTIVITY		REGISTRATIONS				ANNUAL RATE OF CHANGE (%)	
Code NACE Rev.2	Description	2020	2021	2022	2023	2022/2021	2023/2022
Total		81,290	109,961	105,565	112,002	-4.0	6.1
A	Agriculture, Forestry and Fishing ⁽¹⁾ of which Farmers subjected to the special regime	13,393 11,587	30,423 25,758	17,285 15,396	17,008 15,274	-43.2 -40.2	-1.6 -0.8
B	Mining and Quarrying	*	19	12	26	-36.8	116.7
C	Manufacturing	2,896	3,025	3,245	3,366	7.3	3.7
D	Electricity, Gas, Steam and Air Conditioning Supply	3,089	2,933	2,140	940	-27.0	-56.1
E	Water Supply, Sewerage, Waste Management and Remediation Activities	*	*	190	147	*	-22.6
F	Construction	5,656	6,843	6,643	7,713	-2.9	16.1
G	Wholesale and Retail Trade; Repair of Motor Vehicles and Motorcycles	12,524	14,391	13,677	15,013	-5.0	9.8
H	Transportation and Storage	2,745	3,852	6,731	7,815	74.7	16.1
I	Accommodation and Food Service Activities	7,326	7,662	10,253	11,214	33.8	9.4
J	Information and Communication	2,782	3,907	4,446	4,283	13.8	-3.7
K	Financial and Insurance Activities	1,402	1,689	1,996	2,006	18.2	0.5
L	Real Estate Activities	2,398	4,205	5,329	5,427	26.7	1.8
M	Professional, Scientific and Technical Activities	12,281	14,488	15,019	15,725	3.7	4.7
N	Administrative and Support Service Activities	2,559	2,897	3,740	4,423	29.1	18.3
O	Public Administration and Defense; Compulsory Social Security	170	*	226	238	*	5.3
P	Education	2,203	2,407	2,541	2,621	5.6	3.1
Q	Human Health and Social Work Activities	4,061	4,718	5,235	5,583	11.0	6.6
R	Arts, Entertainment and Recreation	1,870	2,116	2,488	2,979	17.6	19.7
S	Other Service Activities	2,989	3,151	3,678	4,847	16.7	31.8
W	Unknown Activity	805	929	691	628	-25.6	-9.1

* The data are not disclosed due to statistical confidentiality regarding the protection of the identity of the reporting enterprises.

⁽¹⁾ Note of page 2

Table 2. Number of registrations by Section of Economic Activity (NACE Rev. 2), 3rd and 4th quarter 2022 and 2023

ECONOMIC ACTIVITY		STATISTICAL BUSINESS REGISTER (SBR) OF REFERENCE YEAR 2020		Registrations 4 th quarter 2023/ Number of enterprises SBR 2020 (%)	REGISTRATIONS				Annual Rate of Change (%) 2023/2022		Quarterly Rate of Change (%) 4 th quarter / 3 rd quarter	
Code NACE Rev.2	Description	Number of enterprises	Turnover (in thousand €)		3 rd quarter 2022	4 th quarter 2022	3 rd quarter 2023	4 th quarter 2023	3 rd quarter	4 th quarter	2022	2023
Total		1,393,614	280,436,761	2.0	22,607	30,316	23,350	27,542	3.3	-9.2	34.1	18.0
A	Agriculture, Forestry and Fishing ⁽¹⁾ of which Farmers subjected to the special regime	520,108 355,135	8,532,037 1,368,635	0.9 1.3	3,220 2,862	6,755 6,370	3,260 2,969	4,825 4,516	1.2 3.7	-28.6 -29.1	109.8 122.6	48.0 52.1
B	Mining and Quarrying	587	737,846	1.2	5	3	6	7	20.0	133.3	-40.0	16.7
C	Manufacturing	56,736	53,912,855	1.5	632	983	638	865	0.9	-12.0	55.5	35.6
D	Electricity, Gas, Steam and Air Conditioning Supply	9,700	13,834,835	1.6	425	463	162	160	-61.9	-65.4	8.9	-1.2
E	Water Supply, Sewerage, Waste Management and Remediation Activities	1,972	1,372,268	2.0	40	41	26	40	-35.0	-2.4	2.5	53.8
F	Construction	61,289	10,414,907	3.3	1,467	1,756	1,674	1,992	14.1	13.4	19.7	19.0
G	Wholesale and Retail Trade; Repair of Motor Vehicles and Motorcycles	224,729	116,041,031	1.6	2,648	3,906	2,870	3,666	8.4	-6.1	47.5	27.7
H	Transportation and Storage	59,700	12,992,686	3.8	2,236	1,633	1,483	2,241	-33.7	37.2	-27.0	51.1
I	Accommodation and Food Service Activities	104,957	7,046,265	2.3	1,975	2,479	2,001	2,404	1.3	-3.0	25.5	20.1
J	Information and Communication	17,970	10,991,239	5.2	1,017	1,261	934	936	-8.2	-25.8	24.0	0.2
K	Financial and Insurance Activities	16,827	17,717,380	3.1	402	549	370	521	-8.0	-5.1	36.6	40.8
L	Real Estate Activities	11,646	1,857,592	11.8	1,000	1,515	1,049	1,371	4.9	-9.5	51.5	30.7
M	Professional, Scientific and Technical Activities	140,889	9,705,952	2.7	3,195	3,943	3,165	3,863	-0.9	-2.0	23.4	22.1
N	Administrative and Support Service Activities	21,844	4,678,486	4.1	738	835	788	888	6.8	6.3	13.1	12.7
O	Public Administration and Defense; Compulsory Social Security	1,070	620,892	5.1	31	89	39	55	25.8	-38.2	187.1	41.0
P	Education	22,073	1,064,895	3.1	739	804	762	684	3.1	-14.9	8.8	-10.2
Q	Human Health and Social Work Activities	59,490	4,389,025	2.2	1,320	1,426	1,577	1,282	19.5	-10.1	8.0	-18.7
R	Arts, Entertainment and Recreation	20,464	3,259,880	3.3	596	676	713	680	19.6	0.6	13.4	-4.6
S	Other Service Activities	39,082	1,185,486	2.4	771	1,024	1,709	921	121.7	-10.1	32.8	-46.1
W	Unknown Activity	2,481	81,205	5.7	150	175	124	141	-17.3	-19.4	16.7	13.7

⁽¹⁾ Note of page 2

Table 3. Number of Registrations by Section of Economic Activity (NACE Rev.2) and Large Geographical Area (NUTS 1 Region), 4th quarter 2023

ECONOMIC ACTIVITY		Total	LARGE GEOGRAPHICAL AREA			
Code NACE Rev.2	Description		Voreia Ellada	Kentriki Ellada	Attiki	Nissia Aigaiou - Kriti
Total		27,542	6,112	6,201	11,602	3,627
A	Agriculture, Forestry and Fishing ⁽¹⁾ of which Farmers subjected to the special regime	4,825 4,516	856 755	1,978 1,851	621 591	1,370 1,319
B	Mining and Quarrying	7	*	*	-	*
C	Manufacturing	865	223	172	370	100
D	Electricity, Gas, Steam and Air Conditioning Supply	160	55	43	48	14
E	Water Supply, Sewerage, Waste Management and Remediation Activities	40	12	6	15	7
F	Construction	1,992	441	476	714	361
G	Wholesale and Retail Trade; Repair of Motor Vehicles and Motorcycles	3,666	984	744	1,611	327
H	Transportation and Storage	2,241	577	423	1,075	166
I	Accommodation and Food Service Activities	2,404	620	568	794	422
J	Information and Communication	936	205	125	552	54
K	Financial and Insurance Activities	521	97	54	329	41
L	Real Estate Activities	1,371	234	191	827	119
M	Professional, Scientific and Technical Activities	3,863	804	566	2,211	282
N	Administrative and Support Service Activities	888	160	190	434	104
O	Public Administration and Defense; Compulsory Social Security	55	*	10	36	*
P	Education	684	166	177	290	51
Q	Human Health and Social Work Activities	1,282	291	203	715	73
R	Arts, Entertainment and Recreation	680	132	98	403	47
S	Other Service Activities	921	225	162	450	84
W	Unknown Activity	141	21	*	107	*

* The data are not disclosed due to statistical confidentiality regarding the protection of the identity of the reporting enterprises.

«-» There are no registrations.

⁽¹⁾ Note of page 2

Table 4. Number of Registrations by Section of Economic Activity (NACE Rev.2) and category of Legal Form, 4th quarter 2023

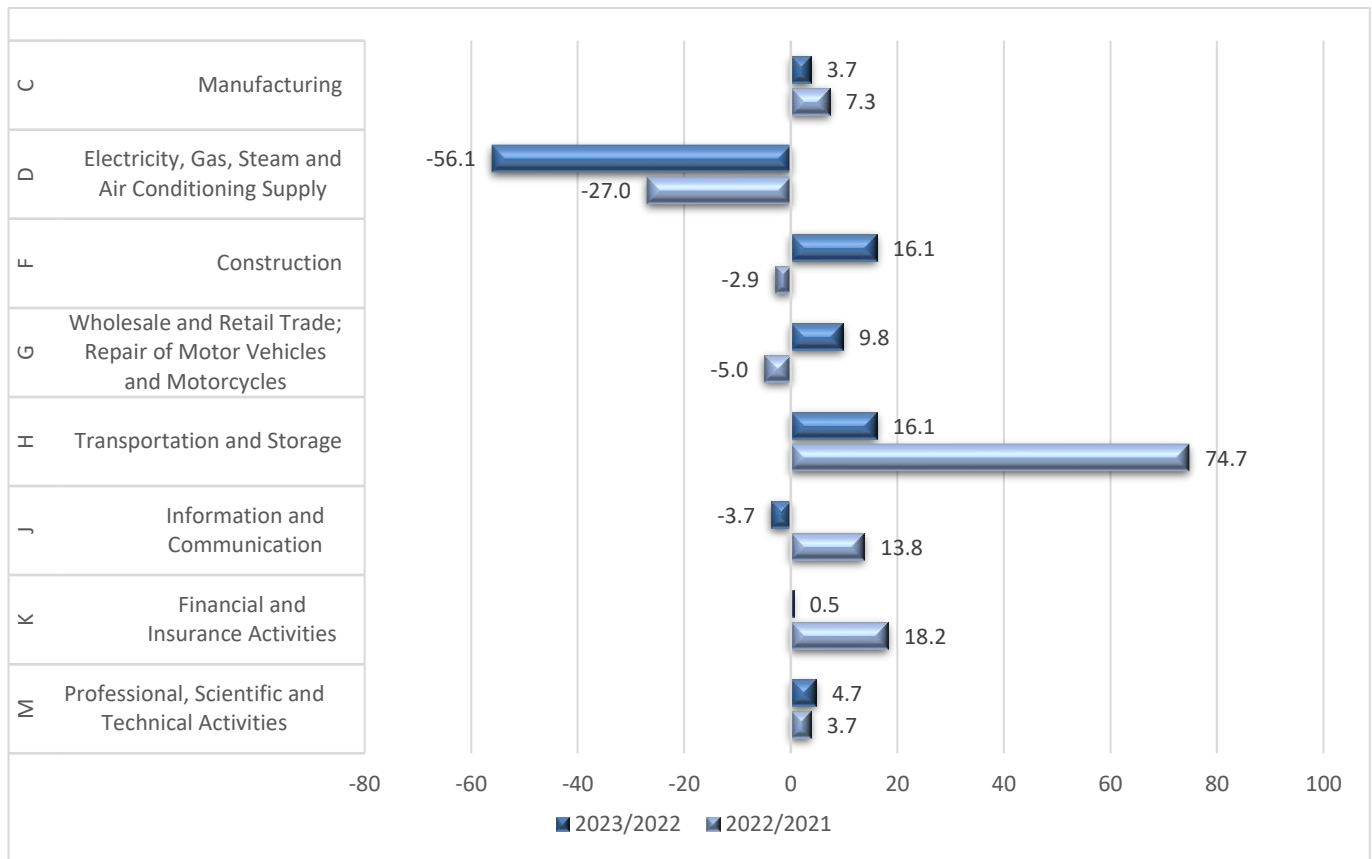
ECONOMIC ACTIVITY		Total	LEGAL FORM CATEGORY			
Code NACE Rev.2	Description		Sole Proprietorship	Partnerships (General partnerships, Limited partnerships)	Capital Enterprises (Limited Liability Company, Société Anonyme (S.A.))	Other Legal Forms (Private Capital Companies (IKE), Joint ventures etc)
Total		27,542	17,908	4,471	464	4,699
A	Agriculture, Forestry and Fishing ⁽¹⁾ of which Farmers subjected to the special	4,825 4,516	4,732 4,516	37 -	7 -	49 -
B	Mining and Quarrying	7	-	*	*	*
C	Manufacturing	865	485	195	25	160
D	Electricity, Gas, Steam and Air Conditioning Supply	160	20	39	15	86
E	Water Supply, Sewerage, Waste Management and Remediation Activities	40	13	14	4	9
F	Construction	1,992	977	497	50	468
G	Wholesale and Retail Trade; Repair of Motor Vehicles and Motorcycles	3,666	1,845	984	43	794
H	Transportation and Storage	2,241	1,861	166	13	201
I	Accommodation and Food Service Activities	2,404	1,035	870	53	446
J	Information and Communication	936	564	191	17	164
K	Financial and Insurance Activities	521	149	72	50	250
L	Real Estate Activities	1,371	204	259	114	794
M	Professional, Scientific and Technical Activities	3,863	2,798	542	50	473
N	Administrative and Support Service Activities	888	476	147	12	253
O	Public Administration and Defense; Compulsory Social Security	55	40	*	*	8
P	Education	684	618	36	*	*
Q	Human Health and Social Work Activities	1,282	1,027	156	3	96
R	Arts, Entertainment and Recreation	680	436	113	3	128
S	Other Service Activities	921	628	146	*	*
W	Unknown Activity	141	-	-	-	141

* The data are not disclosed due to statistical confidentiality regarding the protection of the identity of the reporting enterprises.

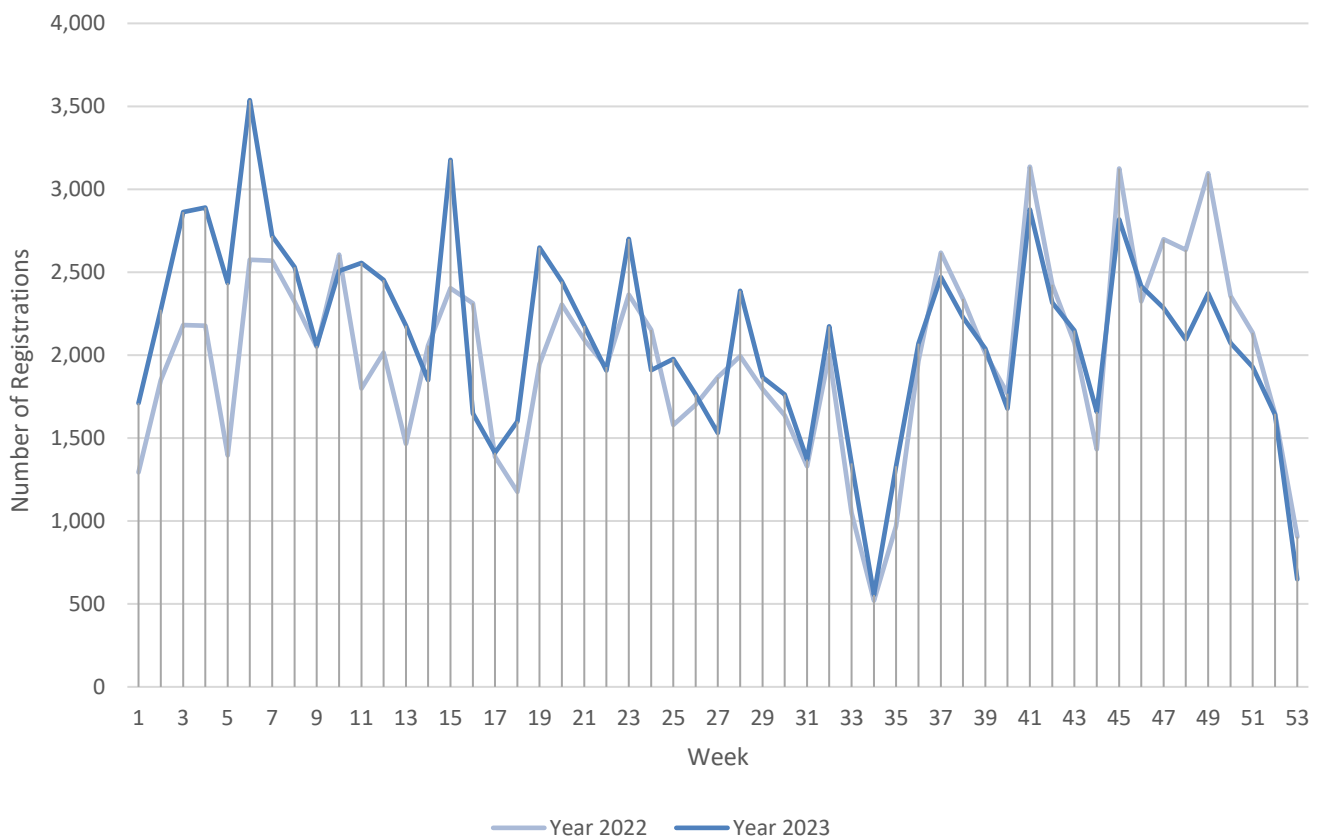
«-» There are no registrations.

⁽¹⁾ Note of page 2

Graph 2. Annual rate of change (%) of the number of registrations in the eight (8) sections of economic activity with the biggest contribution to the total turnover, according to the data of the Statistical Business Register for the reference year 2020, 2023 / 2022 and 2022 / 2021



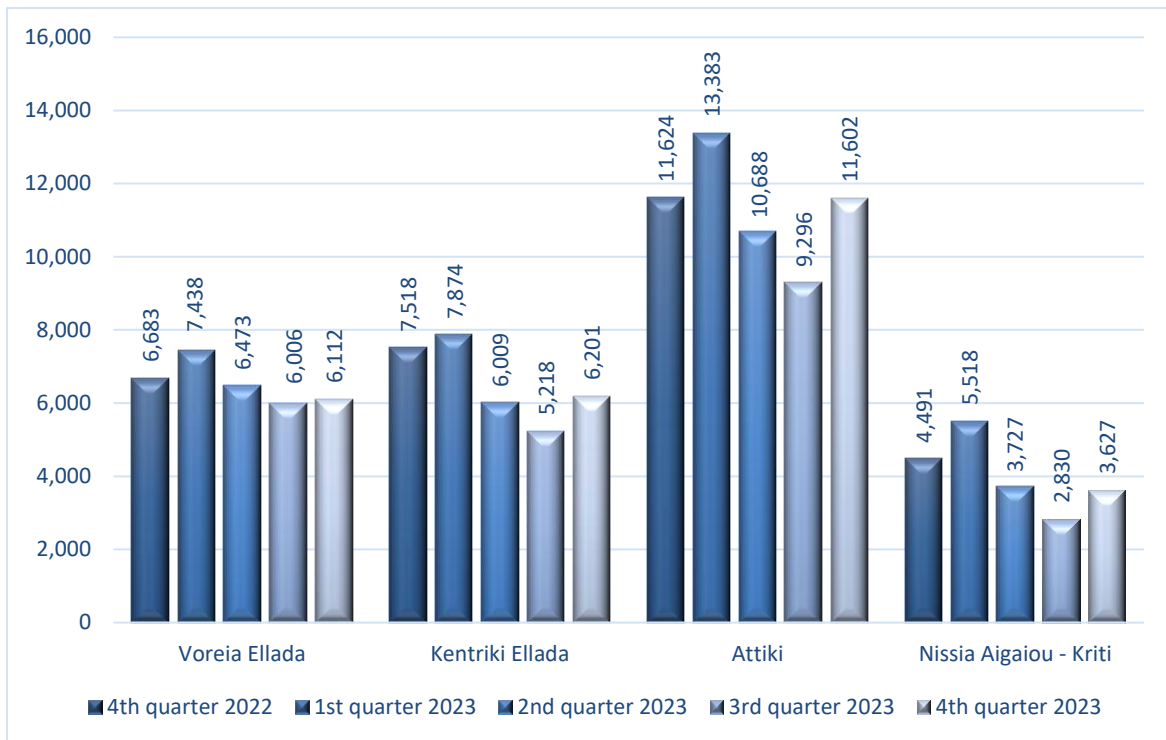
Graph 3. Number of Registrations per week of the years 2022 and 2023



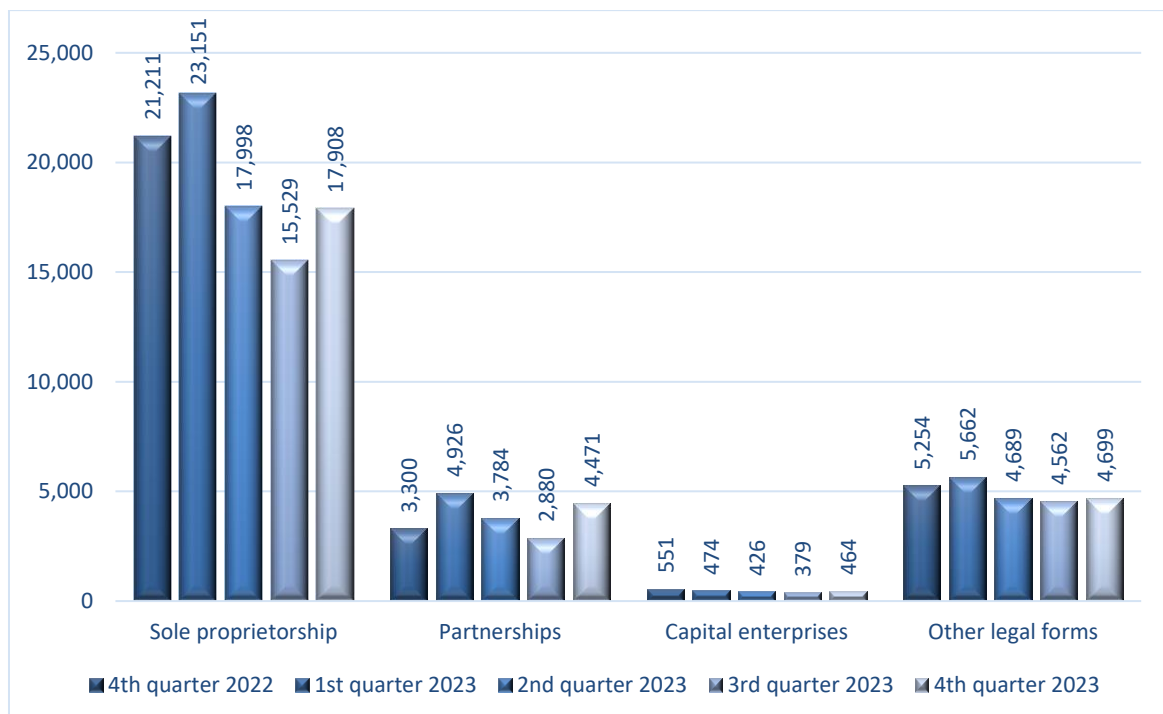
Note:

Information for the determination of the week is available under section "[Methodological Notes](#)", p. 11.

Graph 4. Number of Registrations by Large Geographical Area (NUTS 1), 4th quarter 2022 and 1st, 2nd, 3rd and 4th quarter 2023



Graph 5. Number of Registrations by category of Legal Form of enterprise, 4th quarter 2022 and 1st, 2nd, 3rd and 4th quarter 2023



METHODOLOGICAL NOTES

General Information The compilation of the statistical data is made in accordance with the new European Regulation on Business Statistics, which entered into force on the 1st of January 2021 ([Regulation \(EU\) 2019/2152 of the European Parliament and of the Council of 27th November 2019](#)) and is among the key changes introduced by this Regulation for new and high-frequency official business statistics at European level.

The statistical data presented in this announcement refer to business demography and more specifically to the registrations and bankruptcies of enterprises, which are defined as follows:

Registrations: The number of entered legal units in the registration register at any time during the reference quarter, according to the respective administrative or legal procedure.

Bankruptcies: The number of legal units that have started the procedure of being declared bankrupt, by issuing a court declaration, at any time during the reference quarter (which is often provisional and does not always mean cessation of an activity).

Purpose The purpose of the short-term business statistics, is to provide up-to-date and high frequency information on the evolution of business activity and, subsequently, of the economic climate - expectations.

Legal framework Short-term business statistics are compiled in accordance with [Regulation \(EU\) 2019/2152 of the European Parliament and of the Council of 27th November 2019](#), on European business statistics and [Commission Implementing Regulation \(EU\) 2020/1197 of 30th July 2020](#), laying down technical specifications and arrangements pursuant to Regulation (EU) 2019/2152.

Compilation methodology The statistical data have been compiled after processing quarterly data from administrative registers of enterprises, Specifically, information has been used for the date of registration in the register of legal units (Tax Identification Number - TIN), economic activity, geographical code, legal form and business status of the enterprise.

Statistical classifications As regards the economic activities, the European statistical classification of economic activities [NACE Rev.2](#) is used. As regards the geographical representation, the European Nomenclature of territorial units for statistics, NUTS, is used.

Map of the 4 Large Geographical Areas (NUTS 1 Regions) of Greece



Definition of weeks The weeks for the 1st, 2nd, 3rd and 4th quarter of 2022 and 2023 are defined as follows:

WEEK	2022	2023
1 st	01/01/2022 - 02/01/2022	01/01/2023 - 01/01/2023
2 nd	03/01/2022 - 09/01/2022	02/01/2023 - 08/01/2023
3 rd	10/01/2022 - 16/01/2022	09/01/2023 - 15/01/2023
4 th	17/01/2022 - 23/01/2022	16/01/2023 - 22/01/2023
5 th	24/01/2022 - 30/01/2022	23/01/2023 - 29/01/2023
6 th	31/01/2022 - 06/02/2022	30/01/2023 - 05/02/2023
7 th	07/02/2022 - 13/02/2022	06/02/2023 - 12/02/2023
8 th	14/02/2022 - 20/02/2022	13/02/2023 - 19/02/2023
9 th	21/02/2022 - 27/02/2022	20/02/2023 - 26/02/2023
10 th	28/02/2022 - 06/03/2022	27/02/2023 - 05/03/2023
11 th	07/03/2022 - 13/03/2022	06/03/2023 - 12/03/2023
12 th	14/03/2022 - 20/03/2022	13/03/2023 - 19/03/2023
13 th	21/03/2022 - 27/03/2022	20/03/2023 - 26/03/2023
14 th	28/03/2022 - 03/04/2022	27/03/2023 - 02/04/2023
15 th	04/04/2022 - 10/04/2022	03/04/2023 - 09/04/2023
16 th	11/04/2022 - 17/04/2022	10/04/2023 - 16/04/2023
17 th	18/04/2022 - 24/04/2022	17/04/2023 - 23/04/2023
18 th	25/04/2022 - 01/05/2022	24/04/2023 - 30/04/2023
19 th	02/05/2022 - 08/05/2022	01/05/2023 - 07/05/2023
20 th	09/05/2022 - 15/05/2022	08/05/2023 - 14/05/2023
21 st	16/05/2022 - 22/05/2022	15/05/2023 - 21/05/2023
22 nd	23/05/2022 - 29/05/2022	22/05/2023 - 28/05/2023
23 rd	30/05/2022 - 05/06/2022	29/05/2023 - 04/06/2023
24 th	06/06/2022 - 12/06/2022	05/06/2023 - 11/06/2023
25 th	13/06/2022 - 19/06/2022	12/06/2023 - 18/06/2023
26 th	20/06/2022 - 26/06/2022	19/06/2023 - 25/06/2023
27 th	27/06/2022 - 03/07/2022	26/06/2023 - 02/07/2023
28 th	04/07/2022 - 10/07/2022	03/07/2023 - 09/07/2023
29 th	11/07/2022 - 17/07/2022	10/07/2023 - 16/07/2023
30 th	18/07/2022 - 24/07/2022	17/07/2023 - 23/07/2023
31 st	25/07/2022 - 31/07/2022	24/07/2023 - 30/07/2023
32 nd	01/08/2022 - 07/08/2022	31/07/2023 - 06/08/2023
33 rd	08/08/2022 - 14/08/2022	07/08/2023 - 13/08/2023
34 th	15/08/2022 - 21/08/2022	14/08/2023 - 20/08/2023
35 th	22/08/2022 - 28/08/2022	21/08/2023 - 27/08/2023
36 th	29/08/2022 - 04/09/2022	28/08/2023 - 03/09/2023
37 th	05/09/2022 - 11/09/2022	04/09/2023 - 10/09/2023
38 th	12/09/2022 - 18/09/2022	11/09/2023 - 17/09/2023
39 th	19/09/2022 - 25/09/2022	18/09/2023 - 24/09/2023
40 th	26/09/2022 - 02/10/2022	25/09/2023 - 01/10/2023
41 st	03/10/2022 - 09/10/2022	02/10/2023 - 08/10/2023
42 nd	10/10/2022 - 16/10/2022	09/10/2023 - 15/10/2023
43 rd	17/10/2022 - 23/10/2022	16/10/2023 - 22/10/2023
44 th	24/10/2022 - 30/10/2022	23/10/2023 - 29/10/2023
45 th	31/10/2022 - 06/11/2022	30/10/2023 - 05/11/2023
46 th	07/11/2022 - 13/11/2022	06/11/2023 - 12/11/2023
47 th	14/11/2022 - 20/11/2022	13/11/2023 - 19/11/2023
48 th	21/11/2022 - 27/11/2022	20/11/2023 - 26/11/2023
49 th	28/11/2022 - 04/12/2022	27/11/2023 - 03/12/2023
50 th	05/12/2022 - 11/12/2022	04/12/2023 - 10/12/2023
51 st	12/12/2022 - 18/12/2022	11/12/2023 - 17/11/2023
52 nd	19/12/2022 - 25/12/2022	18/12/2023 - 24/12/2023
53 rd	26/12/2022 - 31/12/2022	25/12/2023 - 31/12/2023

Reference period 4th quarter 2023, Year 2023

Statistical unit The statistical unit is the legal unit (distinct Tax Identification Numbers - TINs).

References Analytical tables are available on ELSTAT's website (www.statistics.gr), at the following link:
<https://www.statistics.gr/en/statistics/-/publication/SBR05/> .