



**HELLENIC REPUBLIC
HELLENIC STATISTICAL AUTHORITY**

Piraeus, 19 April 2022

PRESS RELEASE
EVOLUTION OF TURNOVER OF ENTERPRISES IN
ACCOMMODATION AND FOOD SERVICE ACTIVITIES
FEBRUARY 2022

The Hellenic Statistical Authority (ELSTAT) with this sectoral publication, presents the map with the evolution of the turnover of enterprises classified in the **Accommodation and Food and Beverage Service Activities** divisions. These economic activities have been over time in the focus of interest due to the significant weight they bear on the Greek economy as a whole, but also due to their extensive dispersion, with a significant presence in all regional units and a significant contribution to the respective local economies of Greece, often associated with the tourist product of the country. At the same time, under the recent circumstances, the monitoring and dedicated publication of the evolution of these economic activities has become imperative, given the direct and indirect adverse impact they have been subjected to, due to the pandemic of coronavirus disease 2019 (COVID-19).

The current publication is part of the Press Releases series published by ELSTAT ([PR link](#)), since April 2020, incorporating the most recent data on turnover from Administrative Sources for **February 2022**.

Similar publications have been planned and are released on a monthly basis, throughout the whole period during which the regular monitoring of the evolution of the turnover of enterprises providing Accommodation and Food and Beverage Service Activities remains relevant and warranted.

In particular, the Hellenic Statistical Authority (ELSTAT) announces data on a monthly basis and at the regional unit country-level of analysis, for the turnover of enterprises classified in the divisions Accommodation and Food and Beverage Service Activities (divisions 55 and 56 of the NACE Rev.2 classification) for the period 2019-2022.

The published data can highlight, at a detailed local level, the current evolution in the performance, in terms of turnover, of enterprises having activity in key classes of the tourism sector and thus provide quick and highly relevant information on the evolution of the tourist product of Greece.

Starting from the current press release, an updated framework for the determination of enterprises classified in Accommodation and Food and Beverage Service Activities divisions is used, which occurs from the linking at micro-data level of administrative transactions files of the reference years 2019, 2020, 2021 and 2022 and of the final Statistical Business Register, of the reference year 2019, that provides a standardized set of data, harmonized with European classifications.

Information on methodological issues:

*Business Statistics Division
Registers and Big Enterprises Section
Head of Section: Adamantia Georgostathi
Tel.: +30 213 135 2043
e-mail: a.georgostathi@statistics.gr*

Information on data provision:

*Tel.: +30 213 135 2022, 2308, 2310
E-mail: data.dissem@statistics.gr*

Specifically,

For the enterprises in **Accommodation Activities (division 55 of NACE Rev.2 classification), obliged to double-entry bookkeeping**, for which data are available on a monthly basis, the turnover in February 2022 amounted to 69,389,636 euro, recording an increase of 205.9% in comparison with February 2021, when the respective turnover was 22,680,193 euro (Table 2).

For the enterprises in **Food and Beverage Service Activities (division 56 of NACE Rev.2 classification), obliged to double-entry bookkeeping**, for which data are available on a monthly basis, the turnover in February 2022 amounted to 112,442,906 euro, recording an increase of 104.4% in comparison with February 2022, when the respective turnover was 55,016,715 euro (Table 2).

For the enterprises in **Accommodation and Food and Beverage Service Activities (divisions 55 and 56 of NACE Rev. 2 classification), obliged to double-entry bookkeeping obliged to double-entry bookkeeping**, for which data are available on a monthly basis, the turnover in February 2022 amounted to 181,832,542 euro, recording an increase of 134.0% in comparison with February 2021, when the respective turnover was 77,696,908 euro. For the enterprises of the Regional Units with a contribution to the total turnover of the year 2021 greater than 1.0% (Table 1), the biggest increase in the turnover of February 2022 compared with February 2021 was recorded in the Regional Unit Rodos (584.4%) and the smallest increase was recorded in the Regional Unit Kos (59.2%) (Table 3).

Table 1: Annual Turnover of enterprises in the Accommodation and Food and Beverage Service Activities (divisions 55 and 56 of NACE Rev. 2 classification), per Region and Regional Unit, 2021

REGION	REGIONAL UNIT	ACCOMMODATION AND FOOD SERVICE ACTIVITIES		
		NUMBER OF ENTERPRISES	TURNOVER 2021 (in €)	SHARE (%) IN THE TOTAL TURNOVER
ANATOLIKI MAKEDONIA, THRAKI	RODOPI	733	34,691,011	0.32
	DRAMA	721	27,006,082	0.25
	EVROS	1,209	56,236,046	0.52
	THASSOS	1,139	57,965,937	0.53
	KAVALA	1,149	58,221,940	0.54
	XANTHI	687	34,452,713	0.32
KENTRIKI MAKEDONIA	THESSALONIKI	6,085	788,013,781	7.27
	IMATHIA	979	36,257,100	0.33
	KILKIS	607	14,687,099	0.14
	PELLA	1,230	36,793,598	0.34
	PIERIA	2,260	102,317,641	0.94
	SERRES	1,400	36,225,990	0.33
	CHALKIDIKI	3,577	270,652,429	2.50
DYTIKI MAKEDONIA	KOZANI	1,192	45,014,748	0.42
	GREVENA	371	7,962,109	0.07
	KASTORIA	461	13,551,275	0.12
	FLORINA	538	13,020,318	0.12
IPEIROS	IOANNINA	1,760	95,622,386	0.88
	ARTA	665	18,422,882	0.17
	THESPROTIA	794	37,456,347	0.35
	PREVEZA	1,327	58,810,882	0.54
THESSALIA	LARISSA	2,036	87,935,926	0.81
	KARDITSA	1,003	24,432,679	0.23
	MAGNISSIA	2,032	103,511,590	0.95
	SPORADES	1,150	70,700,520	0.65
	TRIKALA	1,234	45,628,644	0.42
STEREA ELLADA	FTHIOTIDA	1,343	49,617,303	0.46
	VIOTIA	926	36,256,314	0.33
	EVIA	2,661	107,826,479	0.99
	EVRYTANIA	290	6,132,857	0.06
	FOKIDA	544	20,382,301	0.19
IONIA NISIA	KERKYRA	4,223	357,423,143	3.30
	ZAKYNTHOS	1,867	179,579,026	1.66
	ITHAKI	165	4,966,595	0.05
	KEFALLINIA	1,298	74,432,864	0.69
	LEFKADA	1,435	68,801,879	0.63
DYTIKI ELLADA	ACHAIA	2,318	129,968,663	1.20
	ETOLOAKARNANIA	2,027	65,016,304	0.60
	ILIA	1,454	52,149,352	0.48

Table 1: Annual Turnover in enterprises in the Accommodation and Food and Beverage Service Activities (divisions 55 and 56 of NACE Rev. 2 classification), per Region and Regional Unit, 2021 (continued)

REGION	REGIONAL UNIT	ACCOMMODATION AND FOOD SERVICE ACTIVITIES		
		NUMBER OF ENTERPRISES	TURNOVER 2021 (in €)	SHARE (%) IN THE TOTAL TURNOVER
PELOPONNISOS	ARKADIA	1,004	36,125,770	0.33
	ARGOLIDA	1,241	86,095,965	0.79
	KORINTHIA	1,388	90,632,629	0.84
	LAKONIA	1,211	59,337,894	0.55
	MESSINIA	2,181	119,932,352	1.11
ATTIKI	ATTIKI (*)	20,547	3,422,736,254	31.56
VOREIO AIGAIO	LESVOS	1,281	55,446,817	0.51
	IKARIA	336	6,632,675	0.06
	LIMNOS	295	11,461,218	0.11
	SAMOS	833	48,834,831	0.45
	CHIOS	629	34,682,815	0.32
NOTIO AIGAIO	SYROS	403	34,281,756	0.32
	ANDROS	286	14,887,871	0.14
	THIRA	2,047	396,784,443	3.66
	KALYMNOS	833	28,821,759	0.27
	KARPATOS	431	22,994,946	0.21
	KEA-KYTHNOS	243	13,515,819	0.12
	KOS	1,122	229,723,651	2.12
	MILOS	834	62,553,465	0.58
	MYKONOS	778	292,028,925	2.69
	NAXOS	1,163	79,316,175	0.73
	PAROS	973	95,672,916	0.88
	RODOS	2,839	713,429,247	6.58
	TINOS	354	20,743,667	0.19
	KRITI	IRAKLIO	3,641	636,659,945
LASSITHI		1,428	263,136,005	2.43
RETHYMNO		1,717	250,420,196	2.31
CHANIA		3,399	388,457,085	3.58
Total		110,327	10,843,491,844	

(*) Attiki corresponds to the Region and includes all Regional Units that are part of it.

Note:

The Regional Units with a contribution to the total turnover of the year 2021, per division, greater than 1.0% are highlighted in bold.

Table 2: Turnover of enterprises, obliged to double-entry bookkeeping, in the Accommodation and Food Service Activities divisions (55 and 56 of NACE Rev. 2 classification), in the Accommodation Activities (division 55 of NACE Rev. 2 classification) and Food and Beverage Service Activities (division 56 of NACE Rev. 2 classification)

ECONOMIC ACTIVITY		TURNOVER (in €)				RATE OF CHANGE (%)	
Division NACE Rev.2	Description	January 2021	February 2021	January 2022	February 2022	January 2022/2021	February 2022/2021
55 and 56	Accommodation and Food and Beverage Service Activities	75,399,799	77,696,908	173,088,464	181,832,542	129.6	134.0
55	Accommodation	18,914,652	22,680,193	68,797,654	69,389,636	263.7	205.9
56	Food and Beverage Service Activities	56,485,147	55,016,715	104,290,810	112,442,906	84.6	104.4

Table 3: Turnover of enterprises, obliged to double-entry bookkeeping in the Accommodation and Food and Beverage Service Activities (divisions 55 and 56 of NACE Rev. 2 classification), per Region and Regional Unit

REGION	REGIONAL UNIT	TURNOVER (in €)				RATE OF CHANGE (%)	
		January 2021	February 2021	January 2022	February 2022	January 2022/2021	February 2022/2021
ANATOLIKI MAKEDONIA THRAKI	RODOPI	361,330	345,106	306,248	388,647	-15.2	12.6
	DRAMA	60,837	88,558	209,570	227,699	244.5	157.1
	EVROS	287,317	350,635	461,636	521,975	60.7	48.9
	THASSOS	35,774	35,661	(***)	170,279	(***)	377.5
	KAVALA	153,128	138,837	527,446	563,050	244.4	305.5
	XANTHI	311,266	283,324	460,753	383,017	48.0	35.2
KENTRIKI MAKEDONIA	THESSALONIKI	9,234,313	9,742,292	19,992,752	20,249,770	116.5	107.9
	IMATHIA	311,962	279,089	408,733	559,426	31.0	100.4
	KILKIS	139,667	89,604	157,907	147,121	13.1	64.2
	PELLA	185,128	192,996	339,149	292,008	83.2	51.3
	PIERIA	207,874	245,854	1,147,129	974,856	451.8	296.5
	SERRES	221,462	162,094	516,942	432,643	133.4	166.9
	CHALKIDIKI	239,249	323,657	(**)	1,194,001	(**)	268.9
DYTIKI MAKEDONIA	KOZANI	196,199	220,518	452,490	528,695	130.6	139.8
	GREVENA	65,371	14,441	36,480	36,992	-44.2	156.2
	KASTORIA	61,617	106,397	213,842	137,112	292.4	28.9
	FLORINA	(***)	39,500	59,079	85,851	(***)	117.3
IPEIROS	IOANNINA	258,350	234,278	2,222,779	1,626,979	760.4	594.5
	ARTA	37,062	52,564	86,444	126,419	133.2	140.5
	THESPROTIA	115,425	137,720	158,446	357,608	37.3	159.7
	PREVEZA	49,562	58,578	169,932	151,382	242.9	158.4
THESSALIA	LARISSA	368,408	401,461	1,059,858	1,282,447	187.7	219.4
	KARDITSA	43,286	44,190	461,924	270,756	967.2	512.7
	MAGNISSIA	206,008	194,770	1,630,344	1,343,026	691.4	589.5
	SPORADES	142,796	89,928	292,889	223,049	105.1	148.0
	TRIKALA	76,880	87,290	584,998	314,427	660.9	260.2
STEREA ELLADA	FTHIOTIDA	89,125	97,986	217,783	155,050	144.4	58.2
	VIOTIA	86,709	98,800	471,860	432,855	444.2	338.1
	EVIA	716,938	1,133,776	1,478,782	1,445,144	106.3	27.5
	EVRYTANIA	(***)	(***)	163,714	74,647	(***)	(***)
	FOKIDA	(***)	(***)	169,833	88,022	(***)	(***)
IONIA NISIA	KERKYRA	486,811	654,955	1,346,254	2,044,820	176.5	212.2
	ZAKYNTHOS	179,028	275,073	723,458	480,843	304.1	74.8
	ITHAKI	0	0	0	(***)	.	(***)
	KEFALLINIA	213,207	201,060	546,121	579,845	156.1	188.4
	LEFKADA	84,148	84,820	69,669	78,457	-17.2	-7.5
DYTIKI ELLADA	ACHAIA	695,704	669,367	1,614,822	1,910,518	132.1	185.4
	ETOLOAKARNANIA	535,287	461,498	1,082,534	1,036,279	102.2	124.5
	ILIA	70,626	89,106	242,695	321,316	243.6	260.6

Table 3: Turnover of enterprises, obliged to double-entry bookkeeping in the Accommodation and Food and Beverage Service Activities (divisions 55 and 56 of NACE Rev. 2 classification), per Region and Regional Unit (continued)

REGION	REGIONAL UNIT	TURNOVER (in €)				RATE OF CHANGE (%)	
		January 2021	February 2021	January 2022	February 2022	January 2022/2021	February 2022/2021
PELOPONNISOS	ARKADIA	29,576	33,252	108,184	114,515	265.8	244.4
	ARGOLIDA	138,887	133,194	548,373	439,110	294.8	229.7
	KORINTHIA	(**)	(**)	(**)	(**)	(**)	(**)
	LAKONIA	(**)	53,237	(**)	197,050	(**)	270.1
	MESSINIA	431,489	423,616	781,731	978,355	81.2	131.0
ATTIKI	ATTIKI (*)	48,772,637	48,645,622	104,279,810	109,522,754	113.8	125.1
VOREIO AIGAIO	LESVOS	(**)	(**)	(**)	(**)	(**)	(**)
	IKARIA	1,524	3,704	13,321	3,952	774.2	6.7
	LIMNOS	(**)	(**)	(**)	(**)	(**)	(**)
	SAMOS	(**)	232,467	(**)	320,599	(**)	37.9
	CHIOS	158,422	161,134	122,873	113,913	-22.4	-29.3
NOTIO AIGAIO	SYROS	146,945	121,392	122,083	166,642	-16.9	37.3
	ANDROS	3,275	3,643	(**)	41,057	(**)	1.027.0
	THIRA	769,247	1,141,053	2,693,443	3,159,572	250.1	176.9
	KALYMNOS	21,166	25,541	55,754	42,626	163.4	66.9
	KARPATOS	(***)	(***)	(***)	(***)	(***)	(***)
	KEA-KYTHNOS	(***)	12,060	11,586	17,674	(***)	46.6
	KOS	441,823	376,339	542,879	599,311	22.9	59.2
	MILOS	29,712	27,652	97,455	24,705	228.0	-10.7
	MYKONOS	128,732	359,131	1,331,854	1,288,886	934.6	258.9
	NAXOS	86,278	126,099	(**)	(**)	(**)	(**)
	PAROS	84,173	60,996	107,172	174,229	27.3	185.6
	RODOS	1,002,410	970,187	6,933,872	6,640,139	591.7	584.4
TINOS	26,103	34,335	33,838	38,719	29.6	12.8	
KRITI	IRAKLIO	1,508,042	1,476,678	4,038,542	3,575,426	167.8	142.1
	LASSITHI	67,503	(**)	709,582	1,580,285	951.2	(**)
	RETHYMNO	966,738	907,312	1,410,198	1,936,280	45.9	113.4
	CHANIA	1,925,069	1,819,971	3,675,850	6,077,061	90.9	233.9
Total		75,399,799	77,696,908	173,088,464	181,832,542	129.6	134.0

(*) Attiki corresponds to the Region and includes all Regional Units that are part of it.

(**) Extraordinary transactions were recorded in the data. Therefore, they are not published as they are not comparable.

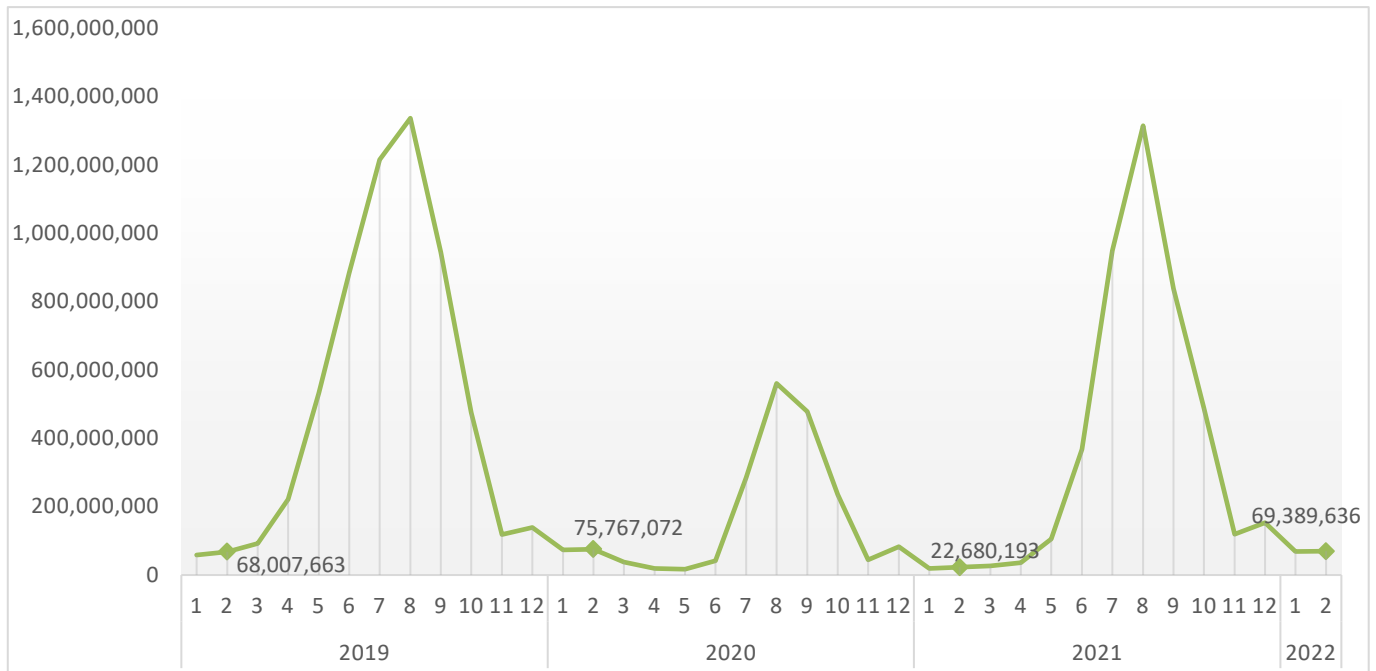
(***) The data are not disclosed for statistical confidentiality reasons regarding the protection of the identity of the reporting enterprises.

“.” Cannot be calculated.

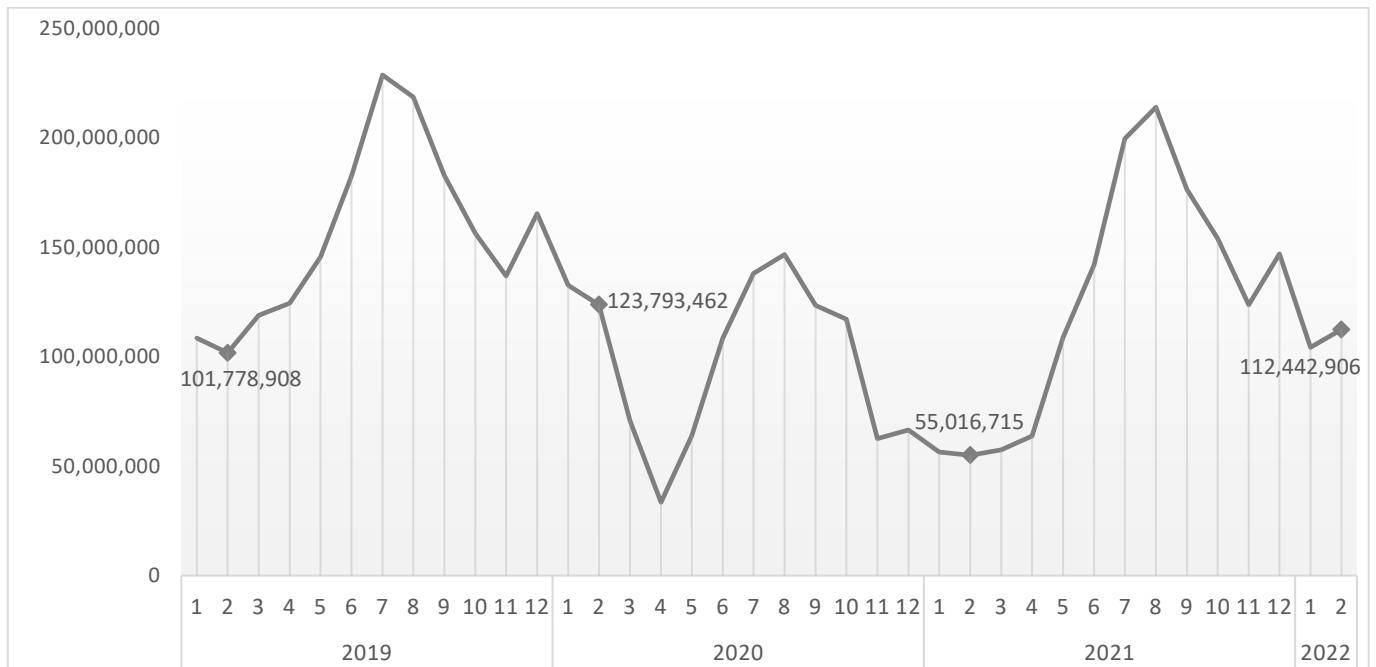
Note:

Enterprises with single-entry accounting bookkeeping are obliged to submit data to tax authorities on a quarterly basis while enterprises with double-entry accounting bookkeeping are obliged to submit data on a monthly basis. Therefore, for the total of enterprises data are available only on a quarterly basis.

Graph 1: Turnover (in €) of enterprises obliged to double-entry bookkeeping in the Accommodation (division 55 of NACE Rev. 2 classification)



Graph 2: Turnover (in €) of enterprises obliged to double-entry bookkeeping in the Food and Beverage Service Activities (division 56 of NACE Rev. 2 classification)



METHODOLOGICAL NOTES

- Generally** The statistical data presented in this Press Release have been compiled on the basis of the linking and processing of primary data from the following sources:
- The final Statistical Business Register of ELSTAT of the reference year 2019.
 - Administrative transactions files (tax etc) of the reference years 2019, 2020, 2021 and 2022.

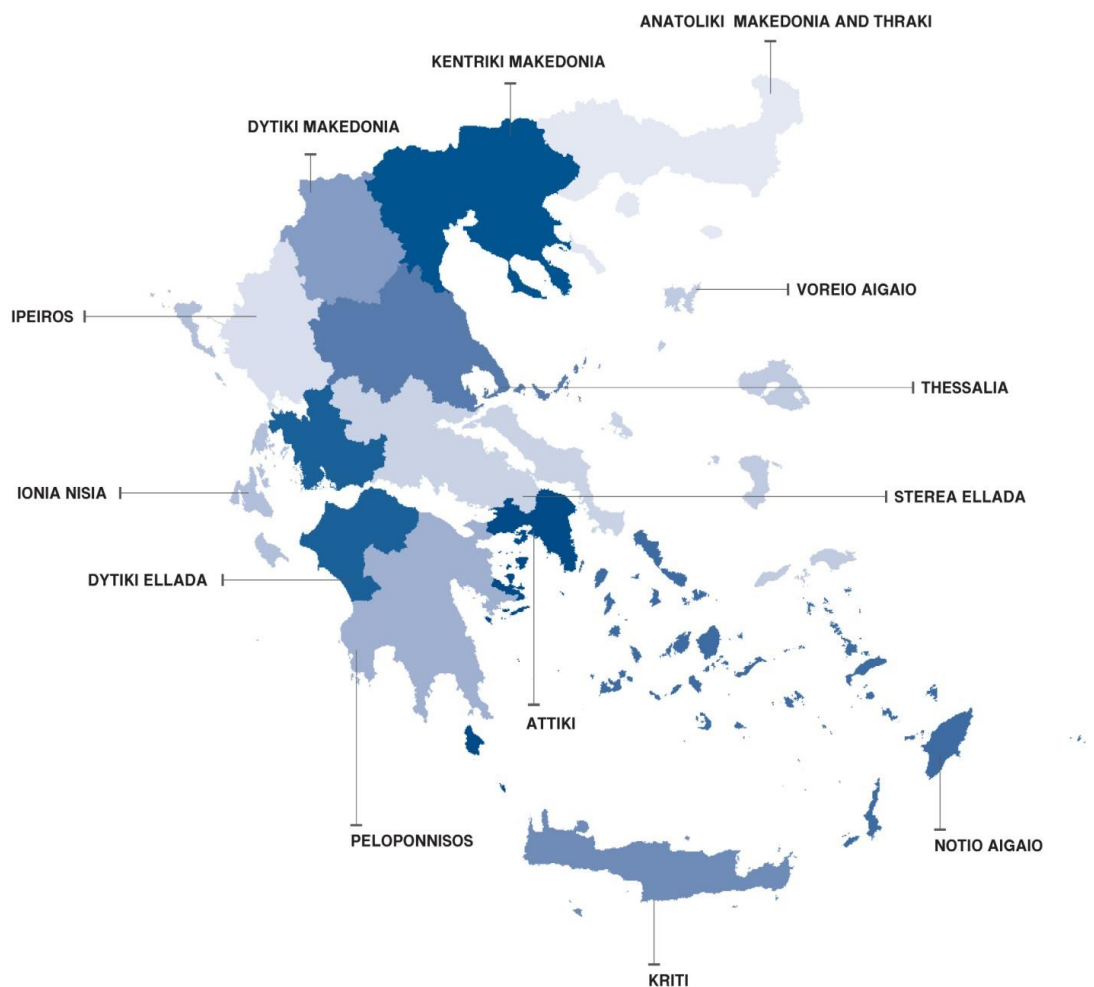
In particular the following primary data have been used per source:

- Active enterprises and the economic activity class from the final Statistical Business Register of the reference year 2019.
- Income data from administrative transaction files of the years 2019, 2020, 2021 and 2022.

It is noted that the geographical classification of enterprises is based on the location of the enterprise's headquarters.

Statistical classifications For the economic activities the European statistical classification of economic activities NACE Rev.2 is used.

Map of the 13 Regions (NUTS 2) of Greece



Reference Period February 2022.

Statistical unit The statistical unit is the legal unit (distinct Tax Identification Numbers (TIN)).

Comparability The announced statistical data are comparable with the data of the final Statistical Business Register of ELSTAT of the reference year 2019 (relevant link from the webpage of ELSTAT where tables and information on the methodology applied are provided [Statistical Business Register](#)).

References Analytical tables are available under ELSTAT's website (www.statistics.gr) at the following link: <https://www.statistics.gr/en/statistics/-/publication/SBR03/->