



HELLENIC REPUBLIC
HELLENIC STATISTICAL AUTHORITY

Piraeus, 6 October 2022

PRESS RELEASE

SURVEY ON CULTURAL ACTIVITIES OF THE MINISTRY OF CULTURE AND SPORTS, 2021

The Hellenic Statistical Authority (ELSTAT) announces the results of the 2021 Survey on Cultural Activities of the Divisions of the Ministry of Culture and Sports, for reference year 2021.

On the basis of the data deriving from the survey conducted in 2021, the following are observed:

- 12 properties of archaeological interest were expropriated by the Division of Supply, Infrastructure and Materials Management of the Ministry of Culture and Sports and the relevant compensation paid amounted to 3,349,531 euro, recording an increase compared with 2020 (Table 1, Graph 1).
- The receipts of the Hellenic Organization of Cultural Resources Development (HOCRED), amounted to 2,395,650 euro in 2021, recording an increase in comparison with the corresponding receipts of 2020 (Table 2, Graph 2).
- The subsidies granted to cultural entities, such as museums, art galleries, theatres, film and classical dance associations, municipal and regional theatres, etc. amounted to 68,334,230 euro in 2021, recording a decrease in comparison with the subsidies granted in 2020 (Table 3, Graph 3).
- In 2021, the teaching personnel of vocational theatre, dance, music schools and conservatoires amounted to 8,688 persons, the number of students to 52,628 and the number of graduates, obtaining a diploma or relevant degree, to 3,110. In comparison with the corresponding data of 2020, a decrease is observed as regards the teaching personnel, the number of students and an increase in the number of graduates obtaining a diploma or relevant degree (Table 4, Graph 4).
- In 2021, there was financial support of eight (8) Panhellenic and local conferences and four (4) international conferences by the Ministry of Culture and Sports (Table 5, Graph 5).

Information on methodological issues:

Sectoral Statistics Division
Tourism and Culture Statistics Section
Head of Section: Eleni Papadopoulou
Tel: +30 213 135 2168
e-mail: e.papadopoulou@statistics.gr

Information for data provision:

Tel. +30 213 135 2022, 2308, 2310
e-mail: data.dissem@statistics.gr

Table 1: Expropriated Properties of Archaeological Interest and Compensation paid (2011-2021)

Year	Expropriated Properties of archaeological interest	Compensation Paid (euro)
2011	13	2,237,270
2012	6	1,837,305
2013	6	1,084,544
2014	4	523,516
2015	19	2,070,622
2016	15	8,914,740
2017	11	4,453,169
2018	11	1,490,000
2019	10	3,401,079
2020	5	2,882,939
2021	12	3,349,531

Graph 1: Expropriated Properties of Archaeological Interest and Compensation Paid (2011-2021)

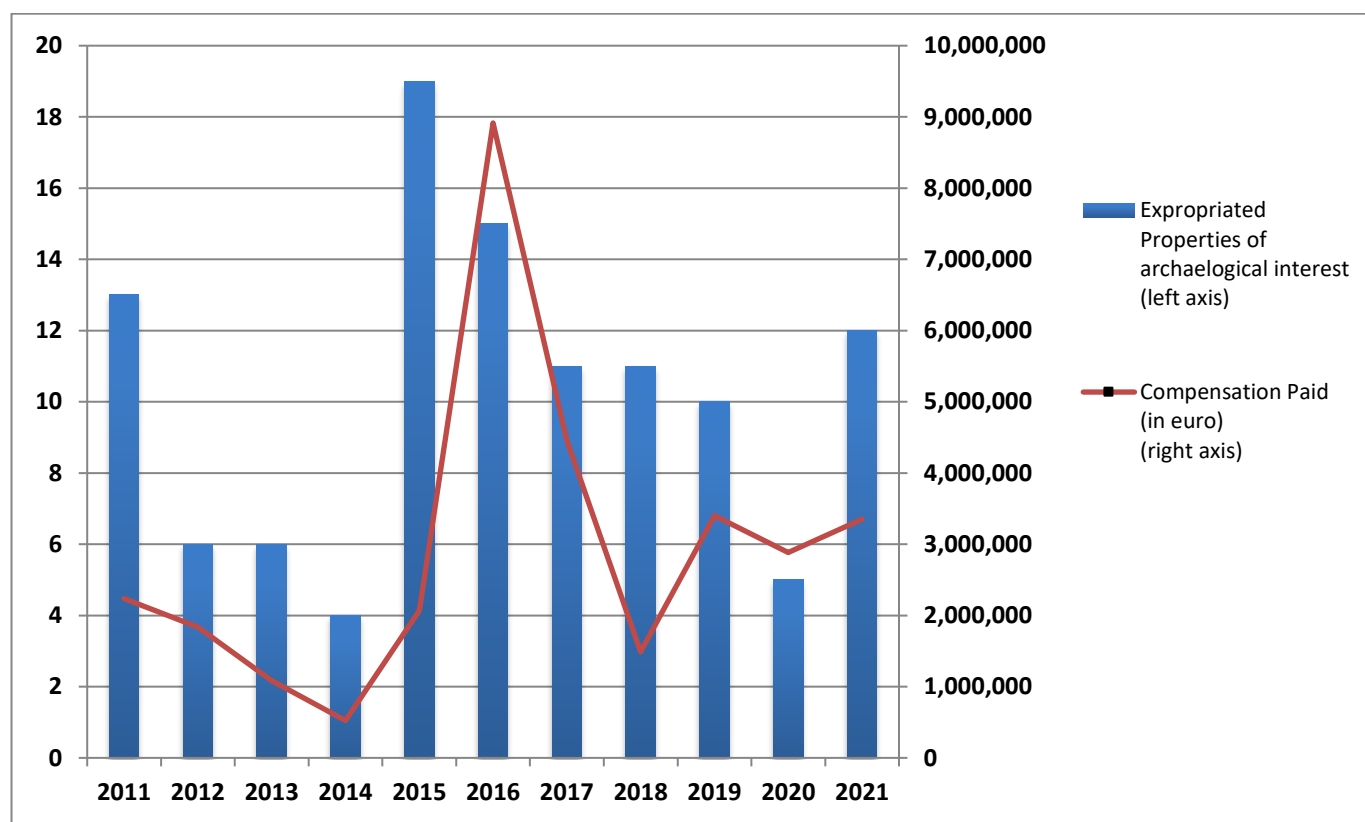
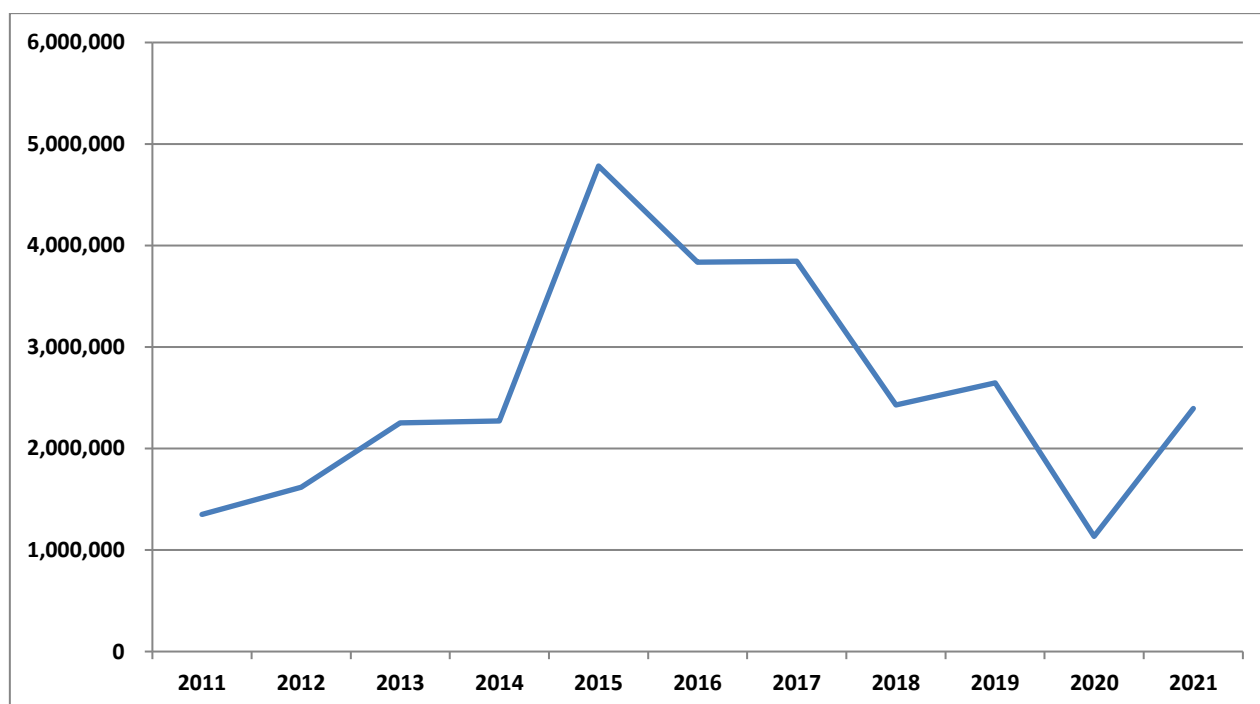


Table 2: Receipts¹ of the Hellenic Organization of Cultural Resources Development (HOCRED) (2011-2021)

Year	Receipts of the Hellenic Organization of Cultural Resources Development (HOCRED) (euro)
2011	1,350,387
2012	1,619,108
2013	2,251,283
2014	2,271,147
2015	4,783,193
2016	3,834,389
2017	3,844,173
2018	2,428,796
2019	2,647,084
2020	1,134,376
2021	2,395,650

Graph 2: Receipts¹ of the Hellenic Organization of Cultural Resources Development (HOCRED) (2011-2021), in thousand euro

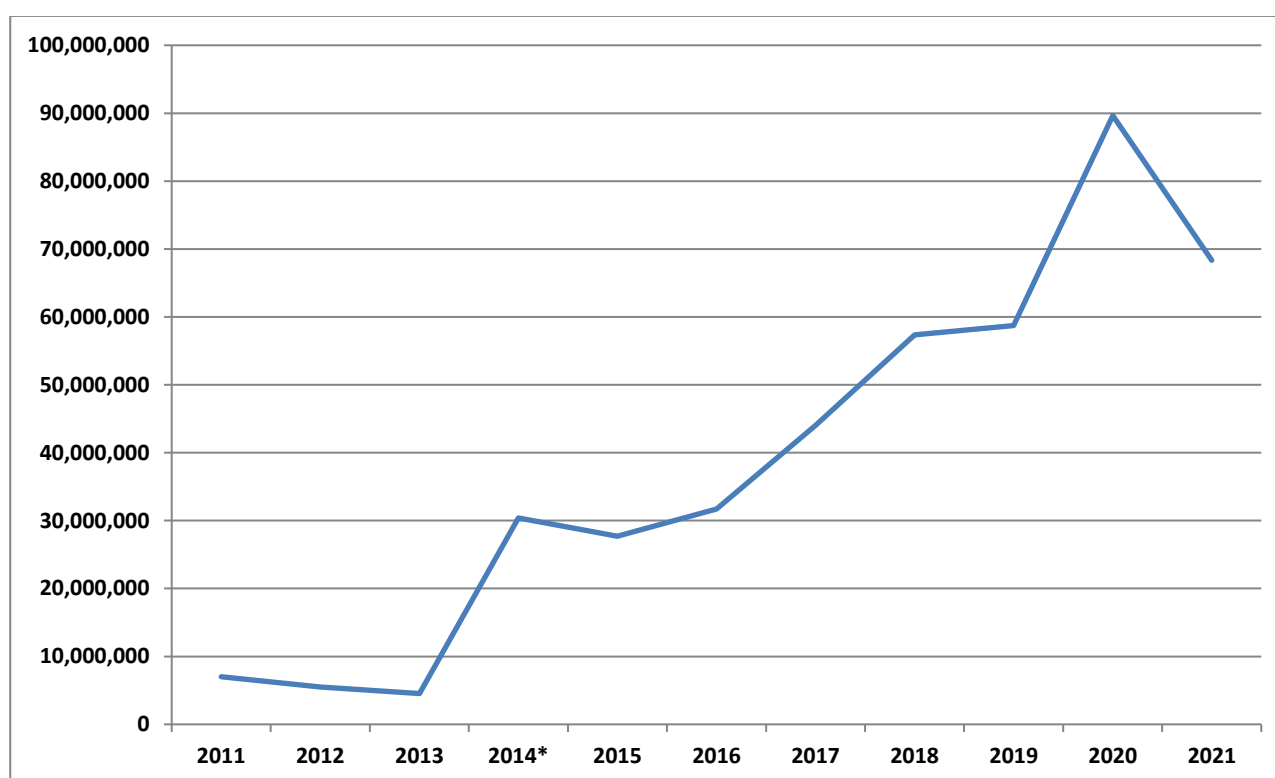


¹ The receipts of the Hellenic Organization of Cultural Resources Development (HOCRED) refer to duties collected from licenses for photographing and filming museums and archaeological sites, from the sales of masters and replicas of archaeological objects, sales of brochures and other printed material, etc.

Table 3: Subsidies granted to cultural entities (2011-2021)

Year	Subsidies granted to cultural entities (euro)
2011	7,002,531
2012	5,492,362
2013	4,535,050
2014*	30,373,781
2015	27,723,841
2016	31,727,055
2017	44,024,885
2018	57,370,619
2019	58,735,582
2020	89,645,093
2021	68,334,230

Graph 3: Subsidies granted to cultural entities (2011-2021)



* Since 2014, data on subsidies provided by the Ministry of Culture and Sports also include subsidies to film and music entities

Table 4: Teaching personnel, Students and Graduates of vocational theatre, dance and music schools and conservatoires (2014- 2021)

Year	Teaching Personnel	Students	Graduates
2014	8,025	55,142	2,032
2015	7,276	51,777	2,039
2016	8,601	53,700	2,568
2017	8,341	56,390	2,591
2018	9,240	61,076	1,806
2019	9,657	61,741	2,984
2020	9,346	61,706	1,757
2021	8,688	52,628	3,110

Graph 4: Teaching personnel, Students and Graduates of vocational theatre, dance and music schools and conservatoires (2014- 2021)

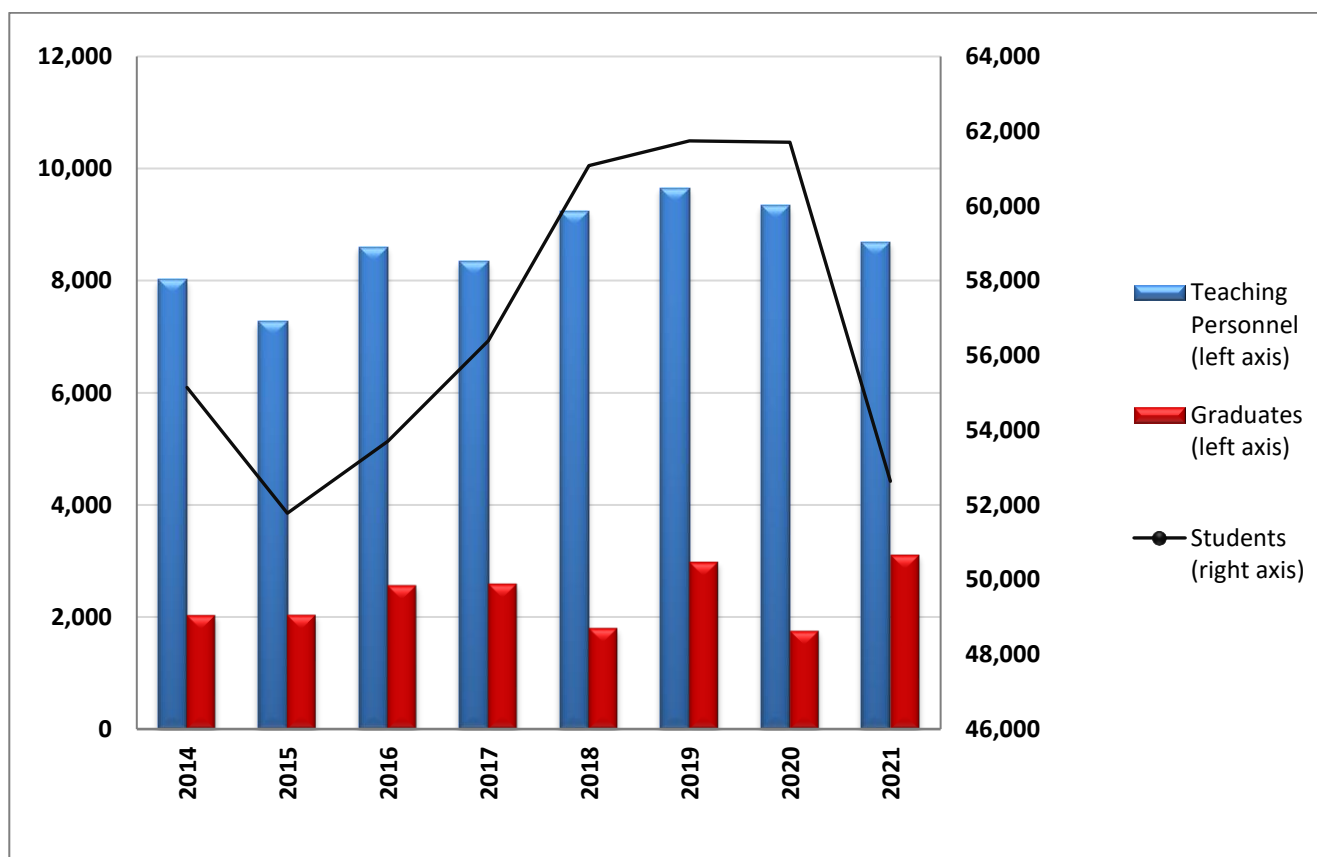
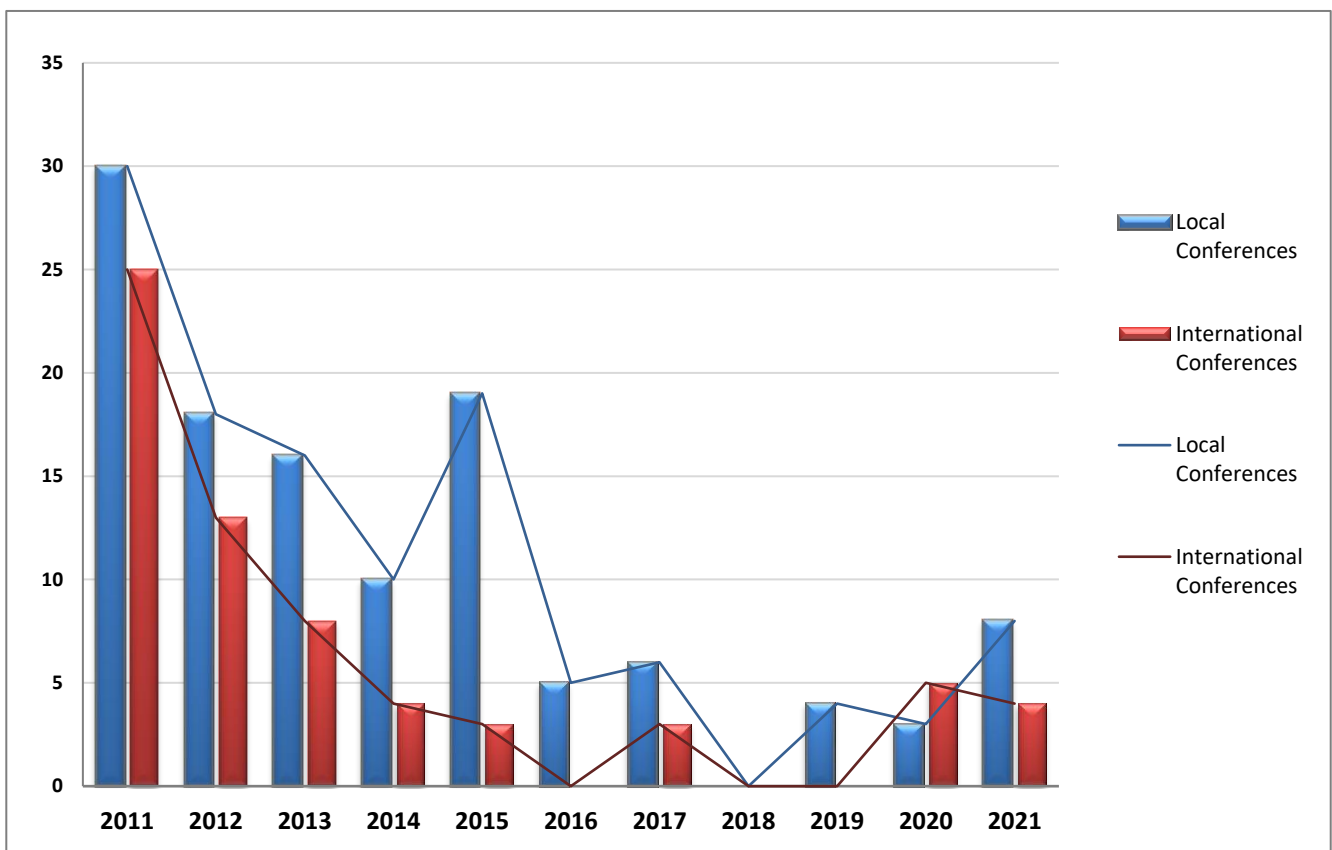


Table 5: Conferences supported by the Ministry of Culture and Sports (2011-2021)

Year	Local Conferences	International Conferences
2011	30	25
2012	18	13
2013	16	8
2014	10	4
2015	19	3
2016	5	0
2017	6	3
2018	0	0
2019	4	0
2020	3	5
2021	8	4

Graph 5: Conferences supported by the Ministry of Culture and Sports (2011-2021)



EXPLANATORY NOTES

Survey on Cultural Activities	The Survey on Cultural Activities of the Divisions of the Ministry of Culture and Sports is an annual census survey, presenting the activities of several units of the Ministry of Culture and Sports, such as the Division of Cultural Education, the Division of Performing Arts and Cinema, the Division of Literature, the Hellenic Organization of Cultural Resources Development (HOCRED), etc. The survey is conducted since 1970.
Legal framework	The survey is conducted by virtue of the Law 3832/2010, as amended and in force.
Periodicity	Annual
Methodology	<p>The Survey on Cultural Activities of the Divisions of the Ministry of Culture and Sports is an annual census survey. The data are collected from the aforementioned Divisions of the Ministry of Culture and Sports.</p> <p>The most important activities recorded by the survey are as follows: the expropriations of property of archaeological interest and the relevant compensation paid, the receipts of the Hellenic Organization of Cultural Resources Development (HOCRED), the subsidies given to cultural entities, the number of teaching personnel, students and graduates of the vocational theatre and dance schools, vocational film and music schools and conservatoires, as well as the conferences supported by the Ministry (pan-hellenic, local and international conferences), given the fact that the Ministry of Culture and Sports supports the organisation of national and international conferences on Culture, Arts and Science.</p>
References	More information on the Survey on the Cultural Activities of the Ministry of Culture and Sports, as well as more analytical tables can be found on the website of the Hellenic Statistical Authority (www.statistics.gr) at: http://www.statistics.gr/en/statistics/-/publication/SCI24/