

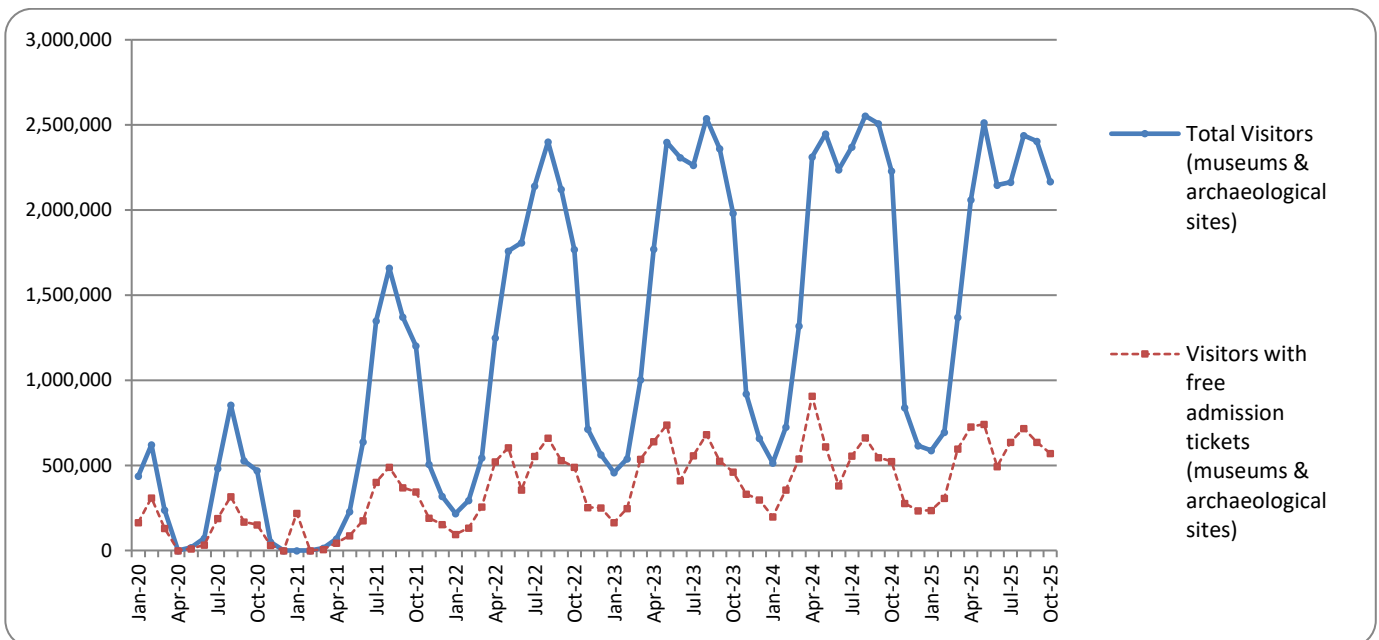


SURVEY ON MUSEUMS AND ARCHAEOLOGICAL SITES ATTENDANCE OCTOBER 2025

The Hellenic Statistical Authority (ELSTAT) announces the results of the *Survey on Museums and Archaeological Sites Attendance* for October 2025. More specifically:

- During October 2025 compared with the corresponding month of 2024, museums recorded an increase of 3.4% in the number of visitors, of 11.6% in the number of free admission visitors and of 40.1% in their receipts (Table 1).
- As regards archaeological sites, in October 2025 compared with the corresponding month of 2024, a decrease of 5.7% was recorded in the number of visitors, an increase of 7.1% in the number of free admission visitors and of 45.2% in the corresponding receipts (Table 1).
- During the ten-month period from January to October 2025, compared with the corresponding period of 2024, a decrease of 0.2% was recorded in the number of visitors of museums, an increase of 9.6% in the number of free admission visitors and of 35.5% in the relevant receipts (Table 2).
- As regards archaeological sites, during the ten-month period from January to October 2025, compared with the corresponding period of 2024, a decrease of 4.9% was recorded in the number of visitors, an increase of 6.1% in the number of free admission visitors and of 41.3% was observed in the relevant receipts (Table 2).

Graph 1: Visitors of Museums and Archaeological sites (January 2020 – October 2025)



Information on methodological issues:

Sectoral Statistics Division
Tourism and Culture Statistics Section
Head of Section: Eleni Papadopoulou
Tel: +30 213 135 2168
e-mail: e.papadopoulou@statistics.gr

Information for data provision:

Tel. +30 213 135 2022, 2308, 2310
e-mail: data.dissem@statistics.gr

**TABLE 1: VISITORS OF MUSEUMS AND ARCHAEOLOGICAL SITES - TOTAL RECEIPTS
(OCTOBER 2024 & OCTOBER 2025)**

I. NUMBER OF VISITORS			
Museums and Archaeological sites	2024	2025	Change 2025/2024
Total number of visitors (A+B)	2,229,175	2,166,492	-2.8%
A. Museums (C+E)	702,032	725,640	3.4%
Acropolis Museum ⁽²⁾	196,599	212,055	7.9%
National Archaeological	62,406	68,317	9.5%
Ancient Olympia ⁽³⁾	34,950	36,797	5.3%
Palace of the Grand Master (Rhodes) ⁽²⁾	50,497	46,926	-7.1%
Heraklion Archaeological (Crete)	42,071	47,324	12.5%
White Tower	25,866	23,485	-9.2%
Delphi ⁽³⁾	54,640	46,905	-14.2%
Other museums ⁽³⁾	235,003	243,831	3.8%
B. Archaeological Sites (D+F)	1,527,143	1,440,852	-5.7%
Epidavros	61,061	54,286	-11.1%
The Acropolis of Mycenae & Atreus' Treasure	58,473	54,664	-6.5%
The Acropolis of Athens	393,269	379,362	-3.5%
Sounio	43,215	41,349	-4.3%
The Acropolis of Lindos	102,183	84,641	-17.2%
Royal Tombs of Vergina	21,918	19,248	-12.2%
Ancient Olympia ⁽¹⁾⁽³⁾	31,917	32,008	0.3%
Knossos (Crete)	124,302	125,865	1.3%
Phaistos (Crete)	12,261	11,771	-4.0%
Ancient Korinthos	40,150	37,545	-6.5%
Mystras	19,153	16,763	-12.5%
Delphi ⁽³⁾	28,221	23,374	-17.2%
Other archaeological sites	591,020	559,976	-5.3%
II. VISITORS WHO PAID TICKET			
	2024	2025	Change 2025/2024
Total number of visitors who paid ticket (C+D)	1,705,291	1,596,482	-6.4%
C. Museums ⁽²⁾	506,211	507,082	0.2%
D. Archaeological sites	1,199,080	1,089,400	-9.1%
III. VISITORS WITH FREE ADMISSION TICKETS			
	2024	2025	Change 2025/2024
Total number of visitors with free admission ticket (E+F)	523,884	570,010	8.8%
E. Museums ⁽²⁾	195,821	218,558	11.6%
F. Archaeological sites	328,063	351,452	7.1%
IV. RECEIPTS (euros)			
	2024	2025	Change 2025/2024
Total Receipts (G+H)⁽⁴⁾	19,249,893	27,698,691	43.9%
G. Museums ⁽²⁾	5,037,544	7,058,992	40.1%
H. Archaeological sites	14,212,349	20,639,699	45.2%

⁽¹⁾ Flat rate ticket, valid both for the museum and the archaeological site.

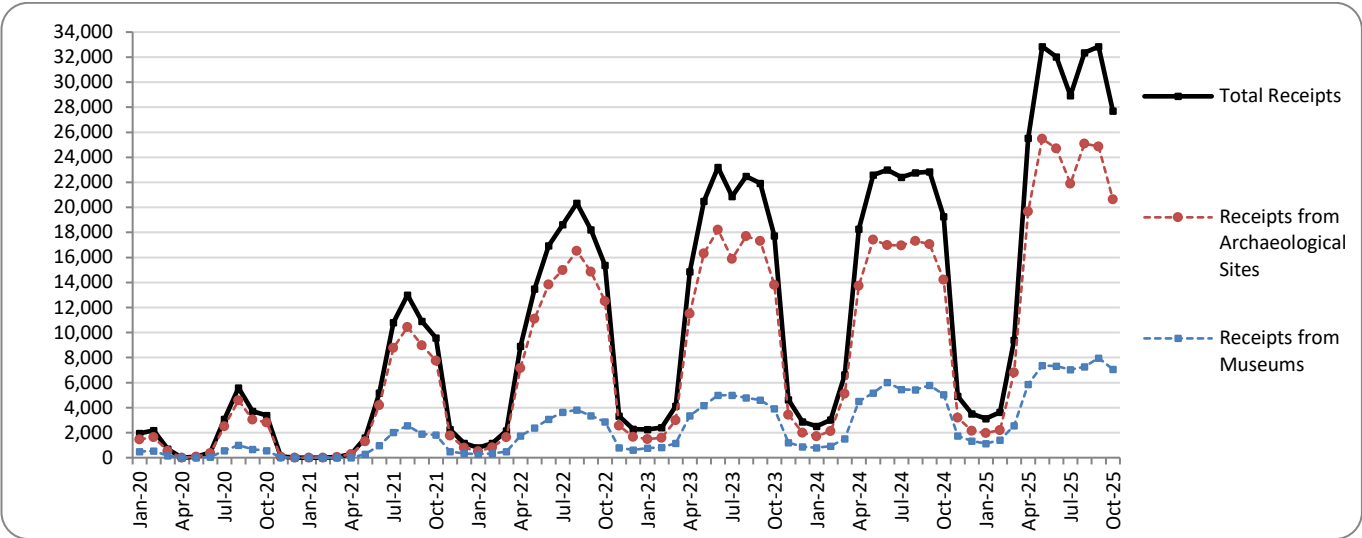
⁽²⁾ Revised data, due to the transmission of updated data from administrative sources.

⁽³⁾ Since April 2024, it has been possible to purchase tickets online from the museums of Ancient Olympia and Delphi, with the possibility of visiting the corresponding archaeological site, without it being possible to distinguish between museum and archaeological site visits.

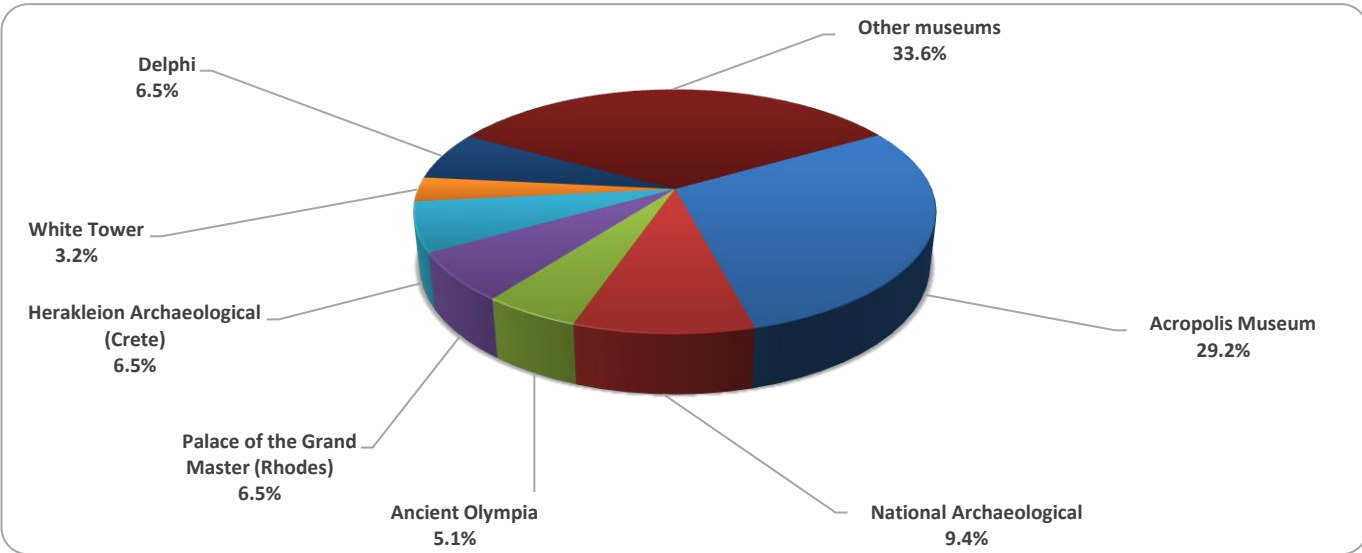
⁽⁴⁾ Pursuant to the provisions of Joint Ministerial Decision 117624 (Official Journal 1968/issue B/29-03-24), as of 01/04/2025 a new pricing policy to visits to museums and archaeological sites, is in force.

The following graphs depict the evolution of the receipts of Museums and Archaeological Sites (Graph 2), as well as the number of visitors by Museum (Graph 3) and by Archaeological Site (Graph 4).

Graph 2: Receipts from Museums and Archaeological Sites (January 2020 – October 2025)
(in thousand euro)



Graph 3: Percentage distribution of visitors by Museum, October 2025



Graph 4: Percentage distribution of visitors by Archaeological site, October 2025

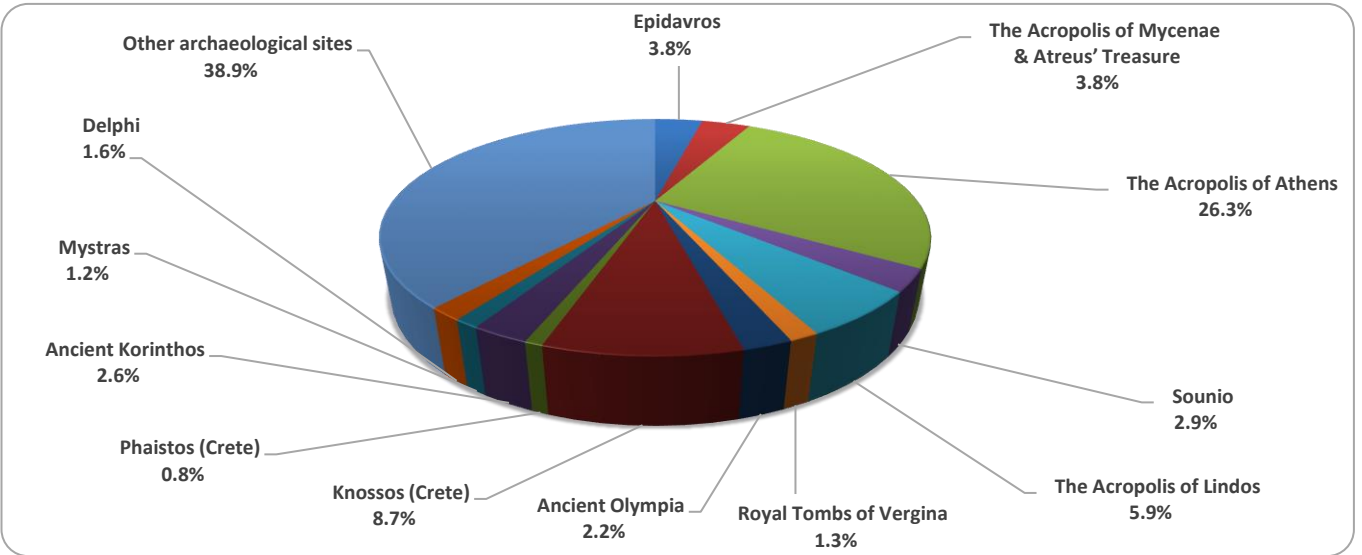


TABLE 2: VISITORS OF MUSEUMS AND ARCHAEOLOGICAL SITES - TOTAL RECEIPTS
(2023, 2024, JANUARY - OCTOBER 2024, 2025)

I. VISITORS					
Museums and Archaeological sites	2023	2024	JANUARY-OCTOBER		change 2025/2024
			2024	2025	
Total number of visitors (A+B)	19,210,752	20,661,857	19,206,149	18,545,394	-3.4%
A. Museums (C+E)	5,801,812	6,651,911	6,075,784	6,062,834	-0.2%
Acropolis Museum ⁽²⁾	1,900,950	1,994,279	1,815,551	1,810,266	-0.3%
National Archaeological	642,318	642,956	577,573	595,734	3.1%
Ancient Olympia ⁽³⁾	85,410	286,519	275,628	285,311	3.5%
Palace of the Grand Master (Rhodes) ⁽²⁾	342,607	370,138	354,471	296,169	-16.4%
Herakleion Archaeological (Crete)	294,839	379,363	362,047	368,096	1.7%
White Tower	259,775	239,767	207,460	192,808	-7.1%
Delphi ⁽³⁾	203,445	445,188	413,801	426,339	3.0%
Other museums	2,072,468	2,293,701	2,069,253	2,088,111	0.9%
B. Archaeological Sites (D+F)	13,408,940	14,009,946	13,130,365	12,482,560	-4.9%
Epidavros ⁽¹⁾	525,982	548,971	515,714	495,486	-3.9%
The Acropolis of Mycenae & Atreus' Treasure	510,507	547,361	510,642	468,091	-8.3%
The Acropolis of Athens	3,958,405	4,557,693	4,173,803	4,228,224	1.3%
Sounio	393,927	421,556	387,149	351,012	-9.3%
The Acropolis of Lindos	629,089	702,363	693,712	587,852	-15.3%
Royal Tombs of Vergina	202,122	244,013	220,596	168,207	-23.7%
Ancient Olympia ⁽³⁾	481,211	301,987	288,332	260,641	-9.6%
Knossos (Crete)	959,110	1,010,006	979,473	946,452	-3.4%
Phaistos (Crete)	79,934	84,637	82,181	63,034	-23.3%
Ancient Korinthos ⁽¹⁾	210,465	253,085	234,157	234,691	0.2%
Mystras ⁽¹⁾	151,508	153,789	143,098	128,790	-10.0%
Delphi ⁽³⁾	482,293	292,619	272,007	196,069	-27.9%
Other archaeological sites	4,824,387	4,891,866	4,629,501	4,354,011	-6.0%
II. VISITORS WHO PAID TICKET					
	2023	2024	JANUARY-OCTOBER		change 2025/2024
			2024	2025	
Total number of visitors who paid ticket (C+D)	13,614,885	14,869,892	13,926,581	12,879,455	-7.5%
C. Museums ⁽²⁾	3,690,912	4,489,241	4,166,314	3,970,996	-4.7%
D. Archaeological sites	9,923,973	10,380,651	9,760,267	8,908,459	-8.7%
III. VISITORS WITH FREE ADMISSION TICKETS					
	2023	2024	JANUARY-OCTOBER		change 2025/2024
			2024	2025	
Total number of visitors with free admission ticket (E+ F)	5,595,867	5,791,965	5,279,568	5,665,939	7.3%
E. Museums	2,110,900	2,162,670	1,909,470	2,091,838	9.6%
F. Archaeological sites	3,484,967	3,629,295	3,370,098	3,574,101	6.1%
IV. RECEIPTS (euros)					
	2023	2024	JANUARY-OCTOBER		change 2025/2024
			2024	2025	
Total Receipts (G+H) ⁽⁴⁾	157,947,917	171,680,632	163,254,886	228,363,839	39.9%
G. Museums ⁽²⁾	35,712,861	43,688,040	40,613,498	55,025,042	35.5%
H. Archaeological sites	122,235,056	127,992,592	122,641,388	173,338,797	41.3%

⁽¹⁾ Until March 2025, a single ticket is valid for both the museum and the archaeological site.

⁽²⁾ Revised data, due to the transmission of updated data from administrative sources.

⁽³⁾ Since April 2024, it has been possible to purchase tickets online from the museums of Ancient Olympia and Delphi, with the possibility of visiting the corresponding archaeological site, without it being possible to distinguish between museum and archaeological site visits

⁽⁴⁾ Pursuant to the provisions of Joint Ministerial Decision 117624 (Official Journal 1968/issue B/29-03-24), as of 01/04/2025 a new pricing policy to visits to museums and archaeological sites, is in force.

EXPLANATORY NOTES

Survey on Museums and Archaeological Sites Attendance	<p>The Survey on Museums and Archaeological Sites Attendance has been producing results since 1970. The survey collects data from the Hellenic Organization of Cultural Resources Development (HOCRED), supervised by the Ministry of Culture, on the number of visitors and the receipts from the tickets sold in the Museums and Archaeological sites of the country.</p> <p>The corresponding data for the Acropolis Museum is available from December 2009 onwards.</p> <p>Pursuant to the provisions of Joint Ministerial Decision 117624 (Official Journal 1968/issue B/29-03-24), as 01/04/2025 a new pricing policy shall apply to visits to museums and archaeological sites.</p>
Legal Framework	<p>The survey is conducted since 1970 on a regular basis and it produces results on a monthly and yearly basis, in compliance with the Joint Ministerial Decision 15189/B379/73.</p>
Reference Period	<p>01/10/2025 – 31/10/2025</p>
Methodology and Definitions	<p>The survey is conducted on a monthly basis from data mainly collected from the Hellenic Organization of Cultural Resources Development (HOCRED), supervised by the Ministry of Culture, on the number of visitors and the receipts from the tickets sold in the Museums and Archaeological sites of the Country. ELSTAT tabulates and presents the data for the whole of the Country, by month and by year.</p>
References	<p>More information on the Survey on Museums and Archaeological Sites Attendance and detailed time series are available on: http://www.statistics.gr/en/statistics/-/publication/SCI21/</p>