



SURVEY ON SPECIAL EDUCATION SCHOOLS END OF SCHOOL YEAR 2023/2024

The Hellenic Statistical Authority (ELSTAT) announces statistics on Special Education Schools, end of school year 2023/2024. The survey includes formal education school units under the competency of the Ministry of Education, Religious Affairs and Sports. The survey covers the school units of Pre-Primary and Primary Education (Special Kindergartens and Special Primary schools) and Secondary Education (Special Lower and Upper Secondary Education schools, Special Vocational Lower and Upper Secondary Education schools and Special Vocational Education workshops). The survey also covers the Special Kindergartens of the Hellenic Society for the Protection and Rehabilitation of the Disabled Children (ELEPAP).

According to the survey data, the following are observed:

- a) The **number of Pre-Primary and Primary Education**, as well as **Secondary Education school units** in the 2023/2024 school year compared with 2022/2023 increased from 304 to 361 (18.8%) and from 165 to 179 (8.5%) units, respectively (Table 1).
- b) **Teaching staff** in the 2023/2024 school year compared with 2022/2023 increased by 2.0% in Pre-Primary and Primary Education while it decreased by 4.7% in Secondary Education (Table 2).
- c) The number of **pupils enrolled** in the 2023/2024 school year compared with 2022/2023 increased by 8.0% in Pre-Primary and Primary Education and by 15.3% in Secondary Education. Out of the total number of pupils enrolled, male pupils accounted for 68.2% and females for 31.8% (Tables 2 and 3).
- d) The most prevalent **special education need** of the enrolled pupils was autism, accounting for 40.4%, followed by intellectual disability at 30.6% (Table 3).
- e) The **ratio of teaching staff to pupils** in the 2023/2024 school year was 1 teacher per 2.71 pupils while the corresponding ratio for the 2022/2023 school year was 1 teacher per 2.37 pupils (Table 2).
- f) The **Region of Attiki** accounted for 34.2% of the total number of pupils enrolled in the Special Education School Units of Greece, followed by the **Region of Kentriki Makedonia** with 16.5% (Table 2).

Information on methodological issues:

Division of Sectoral Statistics
Section of Education & Sports Statistics
Head of the Section: Dimitra Angelopoulou
Tel: +30 213 135 2134
e-mail: d.angelopoulou@statistics.gr

Information for data provision:

Tel. +30 213 135 2022, 2310
e-mail: data.dissem@statistics.gr

Table 1 and Chart 1 depict the number of Special Education School Units in the 2023/2024 school year.

Tables and charts that follow depict data on pupil population and teaching staff in the Special Education School Units during the 2023/2024 school year in comparison to the 2022/2023 school year.

Table 1. Number of School Units by Level of Education, Type of School Unit and Region

<i>Level of Education, and Type of School Unit</i>		
Level and Type of School Unit	Number of school units	
	2022/2023	2023/2024
Special Kindergarten	123	152
Special Primary School	181	209
TOTAL OF PRE-PRIMARY/PRIMARY EDUCATION	304	361
Special Lower Secondary Education School	6	8
Special Vocational Lower and Upper Secondary Education School	63	68
Special Vocational Education and Training Workshop	93	99
Special Upper Secondary Education School	3	4
TOTAL OF SECONDARY EDUCATION	165	179
TOTAL	469	540
<i>Region</i>		
Region (NUTS 2)	Number of school units	
	2022/2023	2023/2024
Anatoliki Makedonia, Thraki	29	33
Kentriki Makedonia	89	98
Dytiki Makedonia	19	21
Thessalia	34	37
Ipeiros	19	19
Ionia Nisia	15	19
Dytiki Ellada	38	46
Stereia Ellada	23	30
Peloponnisos	27	33
Attiki	100	118
Voreio Aigaio	16	19
Notio Aigaio	26	26
Kriti	34	41
TOTAL	469	540

Chart 1. Number of School Units by Type, school year 2023/2024

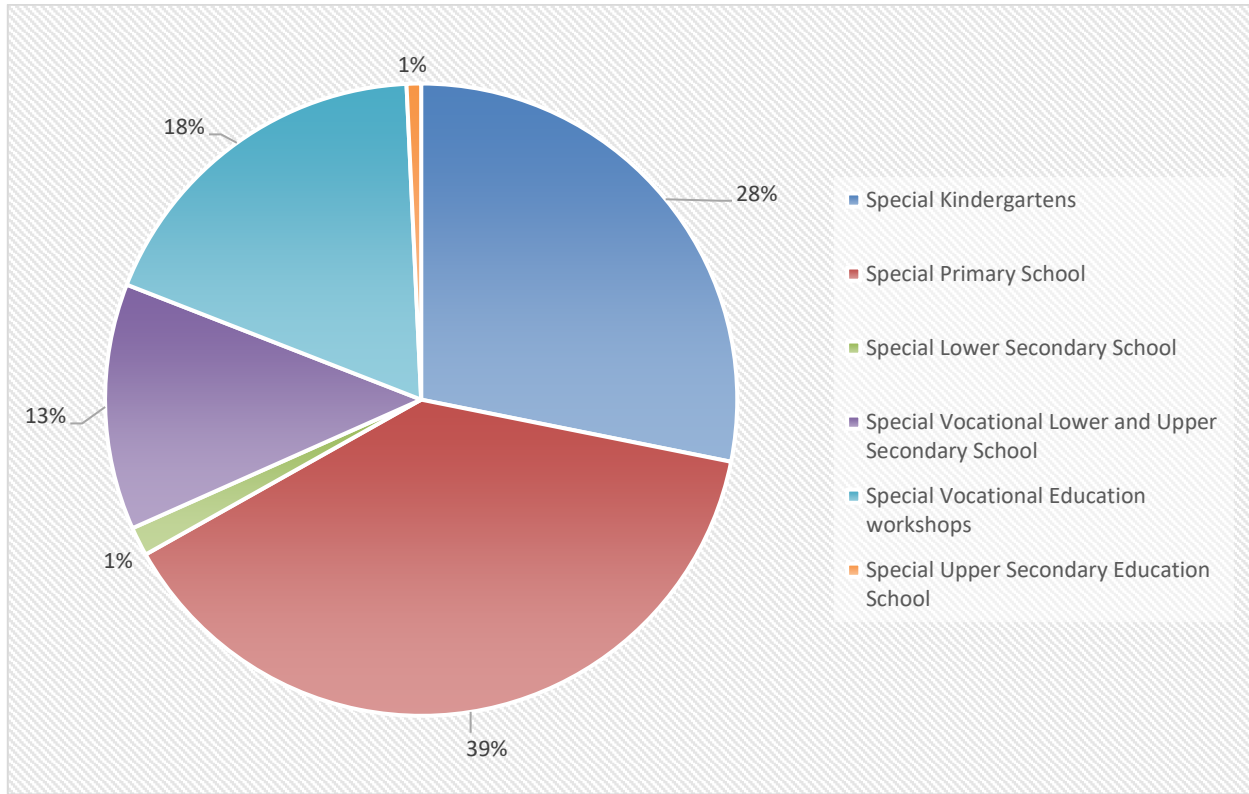


Table 2. Pupils enrolled and teaching staff by Level of Education, Type of School Unit and Region

<i>Level of Education and Type of School Unit</i>						
Level and Type of School Unit	Pupils enrolled			Teaching Staff ¹		
	2022/23	2023/24	Change (%)	2022/23	2023/24	Change (%)
Special Kindergarten	990	1,188	20.0	341	362	6.2
Special Primary School	4,527	4,769	5.3	2,091	2,119	1.3
TOTAL OF PRE-PRIMARY/PRIMARY EDUCATION	5,517	5,957	8.0	2,432	2,481	2.0
Special Lower Secondary Education School	246	342	39	97	117	20.6
Special Vocational Lower Secondary Education School	1,998	2,297	15	1,259	1,196	-5.0
Special Vocational Education and Training Workshop	3,606	3,880	7.6	1,621	1,536	-5.2
Special Upper Secondary Education School	83	120	44.6	20	. ²	
Special Vocational Upper Secondary Education School	1,531	1,967	28.5	32	37	15.6
TOTAL OF SECONDARY EDUCATION	7,464	8,606	15.3	3,029	2,886	-4.7
TOTAL	12,981	14,563	12.2	5,461	5,367	-1.7
<i>Region</i>						
Region (NUTS 2)	Pupils enrolled			Teaching Staff		
	2022/23	2023/24	Change (%)	2022/23	2023/24	Change (%)
Anatoliki Makedonia, Thraki	818	868	6.1	303	303	0.0
Kentriki Makedonia	2,090	2,407	15.2	1,033	984	-4.7
Dytiki Makedonia	261	279	6.9	154	118	-23.4
Thessalia	823	924	12.3	408	415	1.7
Ipeiros	363	391	7.7	162	145	-10.5
Ionia Nisia	333	360	8.1	128	115	-10.2
Dytiki Elllada	952	1,106	16.2	405	377	-6.9
Stereia Ellada	643	714	11.0	241	243	0.8
Peloponnisos	651	721	10.8	239	246	2.9
Attiki	4,433	4,976	12.2	1,666	1,633	-2.0
Voreio Aigaio	292	311	6.5	129	152	17.8
Notio Aigaio	408	490	20.1	179	199	11.2
Kriti	914	1,016	11.2	414	437	5.6
TOTAL	12,981	14,563	12.2	5,461	5,367	-1.7

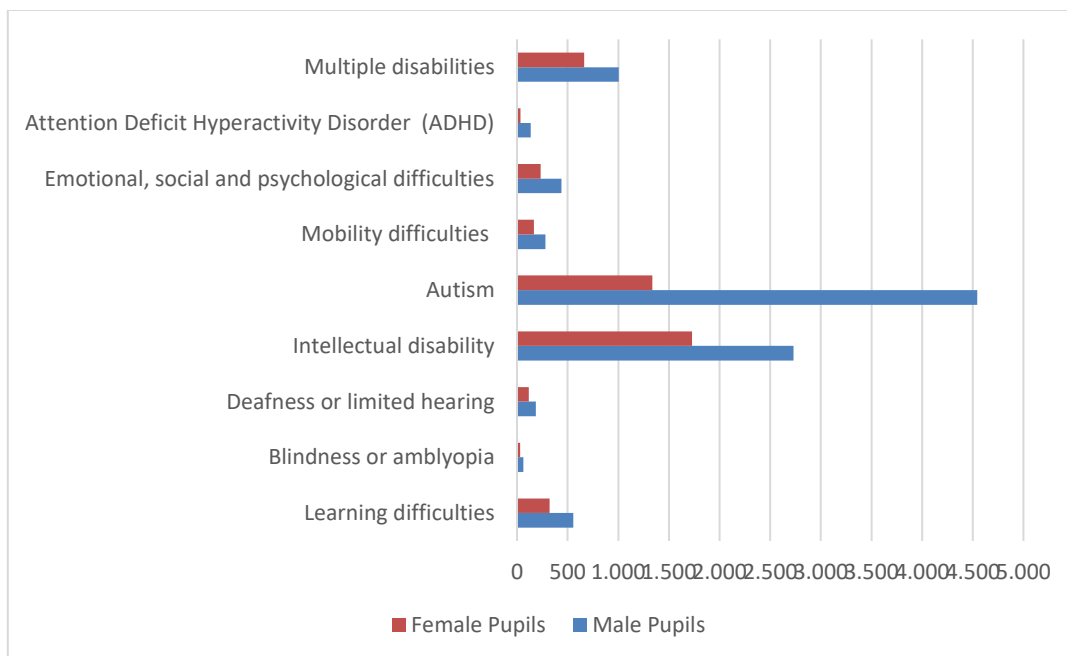
¹ In case that a Special Vocational Lower Secondary School operates together with a Special Vocational Upper Secondary School, the teaching staff is registered for the Special Vocational Lower Secondary School. The same applies for the Special Lower Education Schools, which have classes of Special Upper Secondary Schools.

² From this year (2023-24) onwards the data are published according to the above rule.

Table 3. Pupils enrolled by category of special education need³ and gender

Category of special education need	Pupils enrolled					
	2022/2023			2023/2024		
	Total	Males	Females	Total	Males	Females
Learning difficulties	867	576	291	878	555	323
Blindness or amblyopia	170	104	66	94	63	31
Deafness or limited hearing	269	167	102	300	185	115
Intellectual disability	3,985	2,466	1,519	4,457	2,729	1,728
Autism	4,949	3,828	1,121	5,880	4,545	1,335
Mobility difficulties	445	257	188	448	280	168
Emotional, social and psychological difficulties	558	353	205	671	439	232
Attention Deficit Hyperactivity Disorder (ADHD)	133	112	21	167	134	33
Multiple disabilities	1,605	934	671	1,668	1,006	662
TOTAL	12,981	8,797	4,184	14,563	9,936	4,627

Chart 2. Pupils enrolled by category of special education need and gender, school year 2023/2024



³ If a pupil has more than one special education need, they are registered in the one that presents their greatest educational need..

A. SPECIAL KINDERGARTENS

Table 4. Pupils enrolled and teaching staff by Sector and Region

<i>Sector</i>						
School Units	Pupils enrolled			Teaching Staff		
	2022/23	2023/24	Change (%)	2022/23	2023/24	Change (%)
Public	975	1,173	20.3	336	357	6.3
Legal Entities of Private Law ⁴	15	15	0.0	5	5	0.0
TOTAL	990	1,188	20.0	341	362	6.2
<i>Region</i>						
Region (NUTS 2)	Pupils enrolled			Teaching Staff		
	2022/23	2023/24	Change (%)	2022/23	2023/24	Change (%)
Anatoliki Makedonia, Thraki	60	68	13.3	22	21	-4.5
Kentriki Makedonia	142	153	7.7	57	54	-5.3
Dytiki Makedonia	26	31	19.2	11	10	-9.1
Thessalia	72	88	22.2	21	25	19
Ipeiros	34	39	14.7	13	14	7.7
Ionia Nisia	26	32	23.1	6	8	33.3
Dytiki Ellada	88	88	0.0	33	25	-24.2
Stereia Ellada	62	64	3.2	15	18	20.0
Peloponnisos	58	73	25.9	17	17	0.0
Attiki	308	409	32.8	98	116	18.4
Voreio Aigaio	19	28	47.4	8	11	37.5
Notio Aigaio	31	34	9.7	12	10	-16.7
Kriti	64	81	26.6	28	33	17.9
TOTAL	990	1.188	20.0	341	362	6.2

⁴ Early Intervention Programmes of Hellenic Society for the Protection and Rehabilitation of the Disabled Children (ELEPAP) are addressed to pupils aged 4-7 years old with special education needs and are equivalent to pre-primary school units under the Ministry of Education (Law 3699/2008, Article 32, §1) .

B. SPECIAL PRIMARY SCHOOLS

Table 5. Pupils enrolled and teaching staff by Region

Region (NUTS 2)	Pupils enrolled			Teaching staff		
	2022/23	2023/24	Change (%)	2022/23	2023/24	Change (%)
Anatoliki Makedonia, Thraki	265	261	-1.5	87	99	13.8
Kentriki Makedonia	729	792	8.6	374	396	5.9
Dytiki Makedonia	72	77	6.9	44	35	-20.5
Thessalia	299	311	4.0	164	160	-2.4
Ipeiros	130	135	3.8	64	55	-14.1
Ionia Nisia	121	125	3.3	49	41	-16.3
Dytiki Elllada	341	357	4.7	156	146	-6.4
Stereia Ellada	230	220	-4.3	104	85	-18.3
Peloponnisos	213	239	12.2	87	101	16.1
Attiki	1,563	1,632	4.4	681	682	0.1
Voreio Aigaio	95	95	0.0	34	52	52.9
Notio Aigaio	144	175	21.5	57	74	29.8
Kriti	325	350	7.7	190	193	1.6
TOTAL	4,527	4,769	5.3	2,091	2,119	1.3

C. SPECIAL LOWER - UPPER SECONDARY EDUCATION SCHOOLS

(Special Lower Secondary Education Schools, Special Vocational Lower Secondary Education Schools and Special Vocational Education Workshops are included. Special Upper Secondary Education Schools and Special Vocational Upper Secondary Education Schools are also included)

Table 6. Pupils enrolled and teaching staff by Region

Region (NUTS 2)	Pupils enrolled			Teaching staff ⁵		
	2022/23	2023/24	Change (%)	2022/23	2023/24	Change (%)
Anatoliki Makedonia, Thraki	493	539	9.3	194	183	-5.7
Kentriki Makedonia	1,219	1,462	19.9	602	534	-11.3
Dytiki Makedonia	163	171	4.9	99	73	-26.3
Thessalia	452	525	16.2	223	230	3.1
Ipeiros	199	217	9.0	85	77	-9.4
Ionia Nisia	186	203	9.1	73	66	-9.6
Dytiki Elllada	523	661	26.4	216	205	-5.1
Stereia Ellada	351	430	22.5	122	140	14.8
Peloponnisos	380	409	7.6	135	128	-5.2
Attiki	2,562	2,935	14.6	887	835	-5.9
Voreio Aigaio	178	188	5.6	87	89	2.3
Notio Aigaio	233	281	20.6	110	115	4.5
Kriti	525	585	11.4	196	211	7.7
TOTAL	7,464	8,606	15.3	3,029	2,886	-4.7

⁵ In case that a Special Vocational Lower Secondary School operates together with a Special Vocation Upper Secondary School, the teaching staff is registered for the Special Vocational Lower Secondary School. The same applies for the Special Lower Education Schools, which have classes of Special Upper Secondary Schools.

EXPLANATORY NOTES

Survey on Special Education Schools The Special Education School units of Pre-primary/Primary and Secondary Education are the following:

- Special Kindergartens
- Early Intervention Programmes of ELEPAP (Hellenic Society for the Protection and Rehabilitation of the Disabled Children) - Kindergartens
- Special Primary Schools
- Special Lower Secondary Education Schools
- Special Vocational Lower Secondary Education Schools
- Special Vocational Education Workshops
- Special Upper Secondary Education School
- Special Vocational Upper Secondary Education School

The survey is conducted on a yearly basis aiming at collecting data on the number of pupils enrolled, the school units and the number of teaching staff.

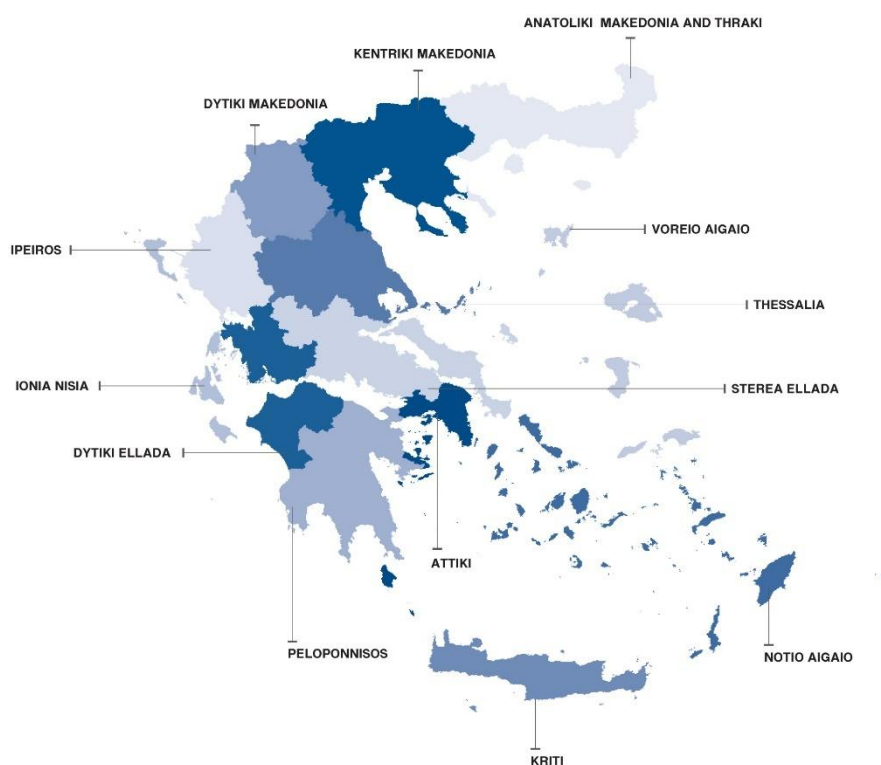
Legal Frame The survey is conducted by virtue of Regulation 452/2008 of the European Parliament and the Council and implementing Regulation 912/2013 of the European Commission.

Statistical Units The statistical units are the school units of Special Education.

Coverage Greece total.

Geographical Classification The geographical classification is based on Nomenclature of Territorial Units for Statistics.

Map of the 13 Regions (NUTS 2) of Greece



- Reference period** The data refer to the end of school year 2023/2024.
- Methodology and coverage** The survey on Special Education Schools is an annual census survey. For the school year 2023/2024, data from administrative sources were used for the first time. The main source of data collection is the Ministry of National Education, Religious Affairs and Sports. Any inconsistencies in the time series are due to this change. Supplementary data are collected through questionnaires, which are completed by the relevant school units and then transmitted to ELSTAT by the competent Primary and Secondary Education Directorates of the Ministry.
- References** More information, tables with the survey results, questionnaires, etc. on the Survey on Special Education Schools, can be found on the webpage of ELSTAT www.statistics.gr, at the link: "Statistics"/ Population and Social Conditions / Education and Training /Special Education (end of the school year)".