



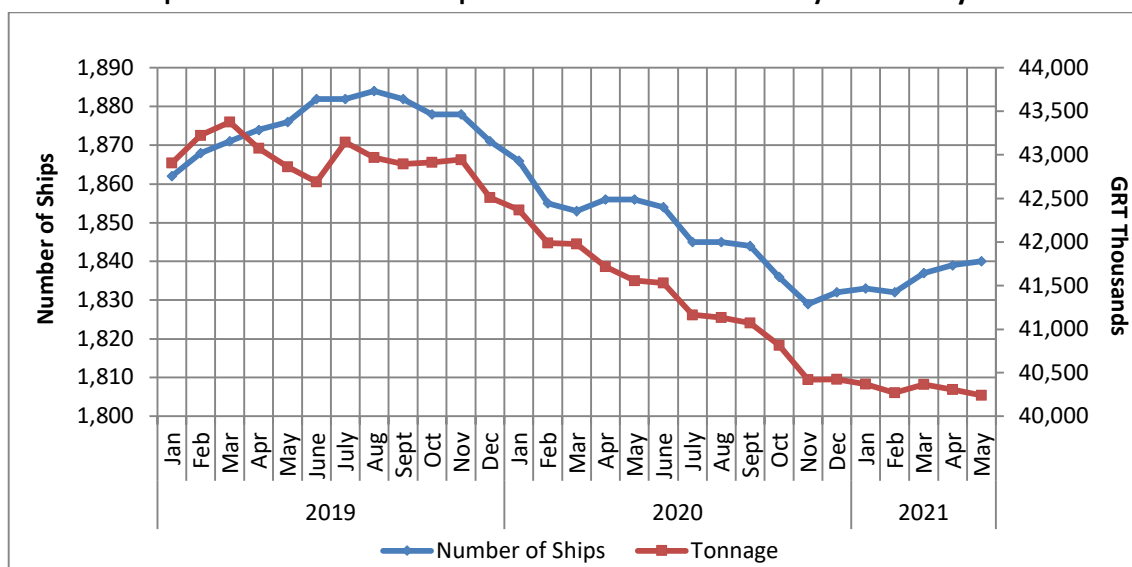
## PRESS RELEASE

### GREEK MERCHANT FLEET: May 2021 (Provisional data)

The Hellenic Statistical Authority (ELSTAT) announces data on the Greek Merchant Fleet (for vessels of 100 GRT<sup>1</sup>) for May 2021. Particularly:

- The Greek Merchant Fleet decreased by 0.9% in May 2021 compared with May 2020. A decrease of 1.1% was recorded in May 2020 compared with May 2019 (Table 1).
- The gross tonnage of the Greek Merchant Fleet, for vessels of 100 GRT and over, recorded a decrease of 3.2% in May 2021 compared with May 2020. A decrease of 3.0% was recorded in May 2020 compared with May 2019 (Table 1).

**Graph 1: Greek Merchant ships of 100 GRT and over: January 2019 – May 2021**



**Information on methodological issues:**

Division of Sectoral Statistics

Section of Transport Statistics

P. Tzortzi, F. Georgakopoulou

Tel : +30 213 135 2187, +30 213 135 3090

E mail: [p.tzortzi@statistics.gr](mailto:p.tzortzi@statistics.gr)

[f.georgakopoulou@statistics.gr](mailto:f.georgakopoulou@statistics.gr)

**Information for data provision:**

Tel. +30 213 135 2022

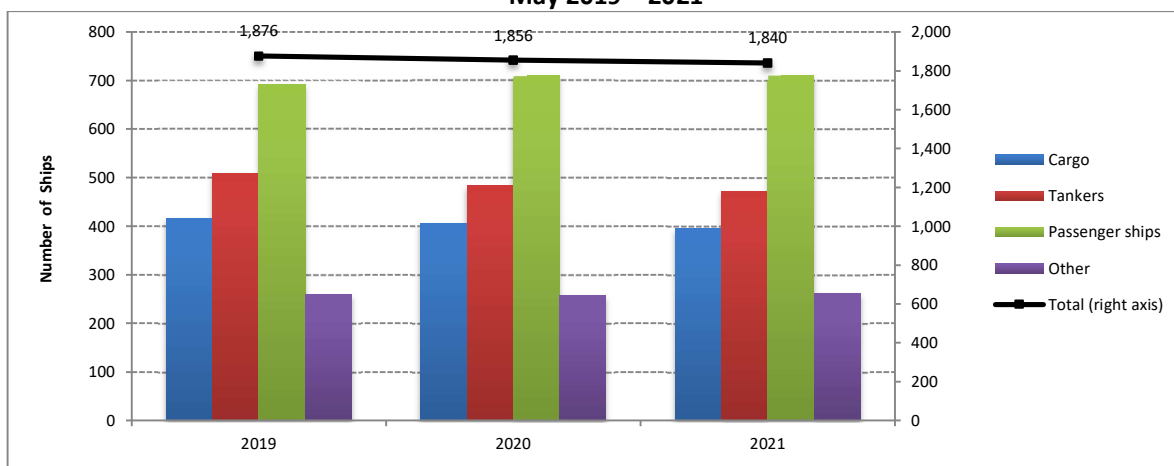
E mail: [data.dissem@statistics.gr](mailto:data.dissem@statistics.gr)

<sup>1</sup> GRT: Gross Tonnage

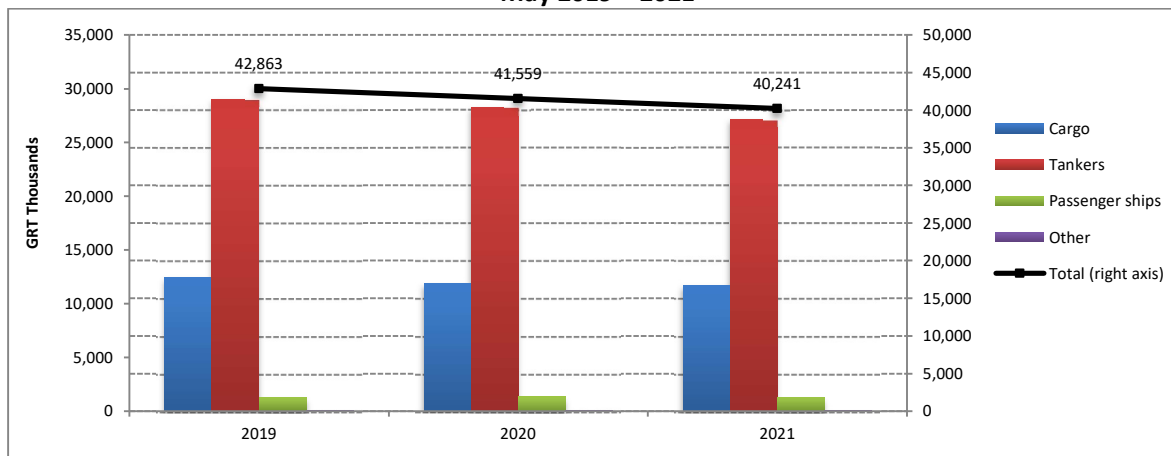
**Table 1. Number and tonnage of Greek Merchant ships of 100 GRT and over, by types of ships,  
May 2019 – 2021**

May										
	2019		2020		Change % 2020/2019		2021		Change % 2021/2020	
Types of ships	Number of Ships	Tonnage (GRT)	Number of Ships	Tonnage (GRT)	Number of Ships	Tonnage (GRT)	Number of Ships	Tonnage (GRT)	Number of Ships	Tonnage (GRT)
<b>Total:</b>	<b>1,876</b>	<b>42,862,883</b>	<b>1,856</b>	<b>41,558,537</b>	<b>-1.1</b>	<b>-3.0</b>	<b>1,840</b>	<b>40,241,008</b>	<b>-0.9</b>	<b>-3.2</b>
<b>Cargo</b>	416	12,458,120	406	11,911,543	-2.4	-4.4	396	11,735,494	-2.5	-1.5
<b>Tankers</b>	509	29,020,402	483	28,228,990	-5.1	-2.7	471	27,122,095	-2.5	-3.9
<b>Passenger ships</b>	691	1,294,045	710	1,329,848	2.7	2.8	711	1,284,102	0.1	-3.4
<b>Other</b>	260	90,316	257	88,156	-1.2	-2.4	262	99,317	1.9	12.7

**Graph 2a: Number of Greek Merchant ships of 100 GRT and over, by types of ships,  
May 2019 – 2021**



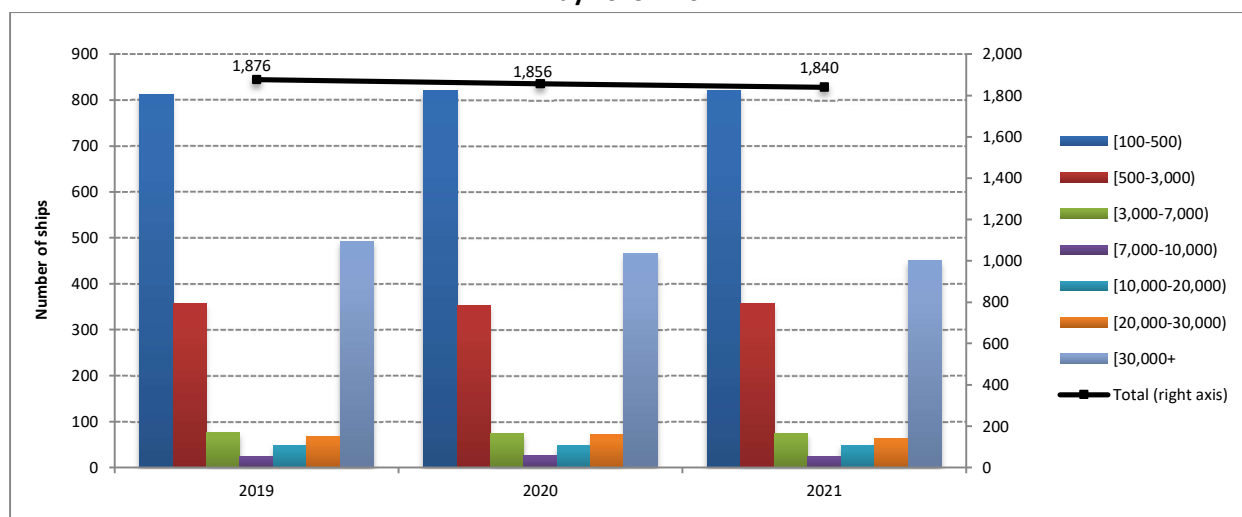
**Graph 2b: Tonnage of Greek Merchant Ships of 100 GRT and over, by types of ships,  
May 2019 – 2021**



**Table 2. Distribution of the Greek Merchant ships of 100 GRT and over, by tonnage groups, May 2019 – 2021**

May										
	2019		2020		Change % 2020/2019		2021		Change % 2021/2020	
Tonnage Groups	Number of Ships	Tonnage (GRT)	Number of Ships	Tonnage (GRT)	Number of Ships	Tonnage (GRT)	Number of Ships	Tonnage (GRT)	Number of Ships	Tonnage (GRT)
<b>Total:</b>	<b>1,876</b>	<b>42,862,883</b>	<b>1,856</b>	<b>41,558,537</b>	<b>-1.1</b>	<b>-3.0</b>	<b>1,840</b>	<b>40,241,008</b>	<b>-0.9</b>	<b>-3.2</b>
[100-500)	812	201,363	820	202,955	1.0	0.8	821	203,857	0.1	0.4
[500-3,000)	356	439,316	352	436,350	-1.1	-0.7	357	447,149	1.4	2.5
[3,000-7,000)	76	339,215	74	328,831	-2.6	-3.1	75	337,164	1.4	2.5
[7,000-10,000)	24	204,176	25	213,640	4.2	4.6	24	204,176	-4.0	-4.4
[10,000-20,000)	48	707,015	48	708,885	0.0	0.3	49	718,122	2.1	1.3
[20,000-30,000)	68	1,795,562	71	1,877,302	4.4	4.6	64	1,682,148	-9.9	-10.4
[30,000+)	492	39,176,236	466	37,790,574	-5.3	-3.5	450	36,648,392	-3.4	-3.0

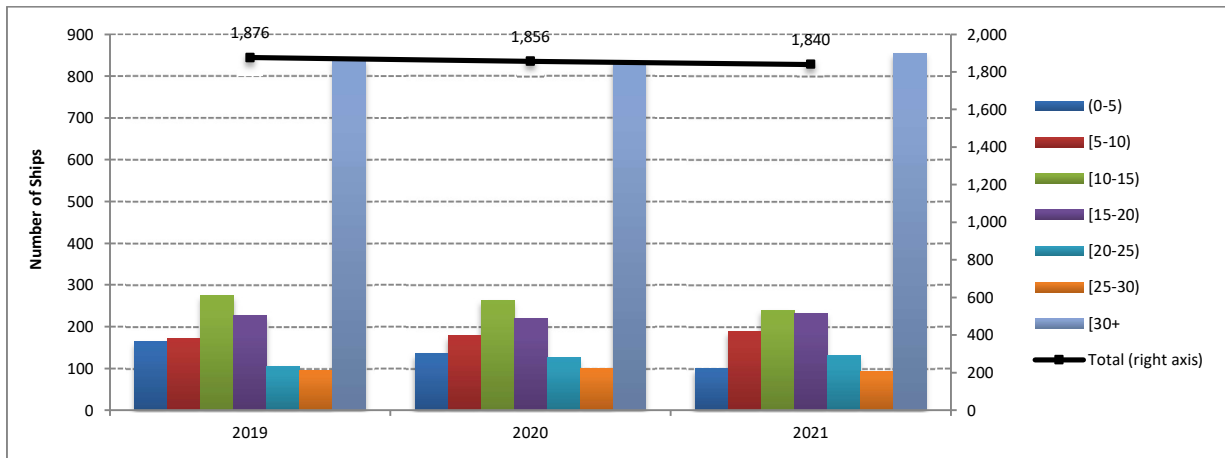
**Graph 3: Distribution of Greek Merchant ships of 100 GRT and over, by tonnage groups, May 2019 – 2021**



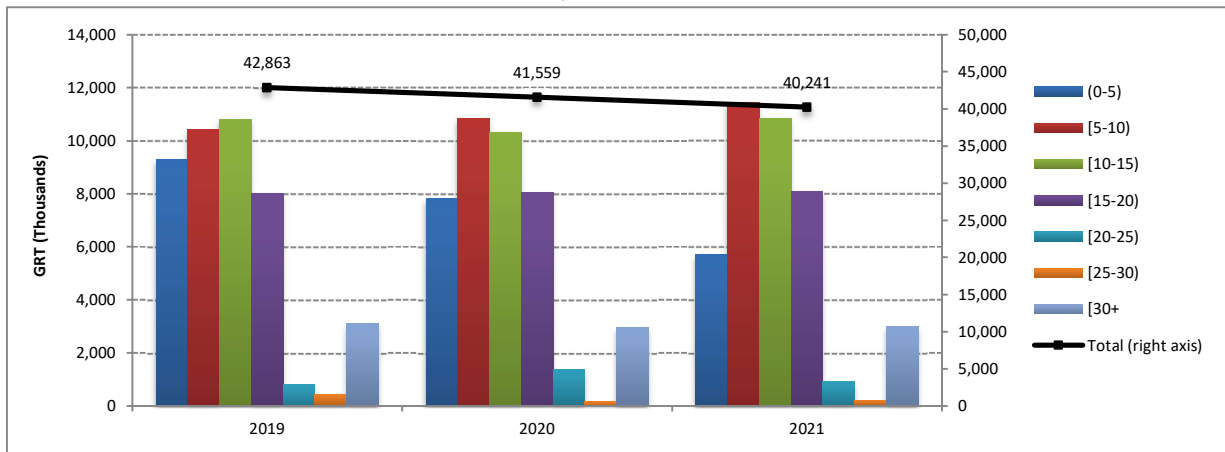
**Table 3. Distribution of Greek Merchant ships of 100 GRT and over, by age groups, May 2019 – 2021**

May										
2019			2020		Change % 2020/2019		2021		Change % 2021/2020	
Age Groups	Number of Ships	Tonnage (GRT)	Number of Ships	Tonnage (GRT)	Number of Ships	Tonnage (GRT)	Number of Ships	Tonnage (GRT)	Number of Ships	Tonnage (GRT)
<b>Total:</b>	<b>1,876</b>	<b>42,862,883</b>	<b>1,856</b>	<b>41,558,537</b>	<b>-1.1</b>	<b>-3.0</b>	<b>1,840</b>	<b>40,241,008</b>	<b>-0.9</b>	<b>-3.2</b>
<b>(0-5)</b>	164	9,300,716	135	7,822,012	-17.7	-15.9	100	5,718,730	-25.9	-26.9
<b>[5-10)</b>	172	10,422,323	178	10,860,153	3.5	4.2	189	11,457,416	6.2	5.5
<b>[10-15)</b>	274	10,813,627	263	10,332,882	-4.0	-4.4	240	10,852,412	-8.7	5.0
<b>[15-20)</b>	226	8,011,620	219	8,045,275	-3.1	0.4	232	8,084,654	5.9	0.5
<b>[20-25)</b>	106	792,713	126	1,379,141	18.9	74.0	132	922,210	4.8	-33.1
<b>[25-30)</b>	96	425,604	100	151,590	4.2	-64.4	93	210,293	-7.0	38.7
<b>[30+)</b>	838	3,096,280	835	2,967,484	-0.4	-4.2	854	2,995,293	2.3	0.9

**Graph 4a: Distribution of Greek Merchant ships 100 GRT and over, by age groups, May 2019 – 2021**



**Graph 4b: Tonnage of Greek Merchant ships of 100 GRT and over, by age groups, May 2019 – 2021**



## METHODOLOGICAL NOTES

<b>Greek Merchant Fleet Survey</b>	The Survey on the Greek Merchant Fleet is conducted on a monthly basis since 1964 without any major methodological changes ever since. The purpose of the survey is to fully record statistical data on the number and basic characteristics of the Greek merchant ships, thus depicting the evolution over the course of time of the Greek merchant fleet.
<b>Legal Framework</b>	The survey is conducted in compliance with the joint Ministerial Decision (No 6792/G-81/11-4-97), signed by the Minister of National Economy and the Minister of Mercantile Marine.
<b>Reference Period</b>	The results of the survey refer to the end of May 2021.
<b>Coverage</b>	The survey covers all domestic Port Authorities, as well as Greek Consular Port Authorities abroad, which keep ship registers. These Authorities have to send a report on a monthly basis to the Hellenic Statistical Authority (ELSTAT), pertaining to the changes in the Greek merchant ships registered in their ship registers.
<b>Definitions</b>	<p><b>Merchant ship:</b> Seagoing self-propelled vessel, at least of 10 GRT, designed for the carriage of goods, transport of passengers, for fishing, towing or specially fitted out for other commercial maritime activities.</p> <p><b>Greek merchant fleet:</b> The total number of the merchant ships under Greek flag. The Greek flag carried by these ships means that all their maritime activities (subsidies for ship building, cargo limitations and other tax provisions) are governed by commercial and economic rules which are laid down by the respective Greek authorities.</p> <p><b>Gross Register Tonnage (GRT):</b> Refers to the spaces within the hull and of the enclosed spaces above the deck which are available for carrying goods, food, passengers and crew, GRT is equal to the volume of 100 cubic feet or 2,83 m<sup>3</sup>.</p> <p><b>Net Register Tonnage (NRT):</b> It is derived from the gross tonnage by deducting allowances in respect of spaces used for the crew, navigating and propelling machinery, fuel and water ballasts, and other spaces not used for passengers or cargo.</p> <p><b>Age of ship:</b> indicated by the year of original construction of the hull or that of the hull containing the engine room.</p>
<b>Methodology</b>	<p>It is an exhaustive survey conducted by all domestic Port Authorities and Greek Consular Port Authorities abroad, which report to ELSTAT, on a monthly basis, on changes in the ships pertaining to: a) new registrations of ships in the ship registers, b) change in the name of a ship, c) change of ownership, d) transfers to or from a different port, e) deletion of a ship from a ship's register, f) final measurement – remeasurement of ships, g) replacement of the ship's engine.</p> <p>All these data, after being dully processed, are used to update, through a specially designed software application, the Official Register of Greek Merchant Ships. This Register is used for the production of monthly and annual statistical results.</p>
<b>References</b>	Further information (tables, charts) concerning the Survey on the Greek Merchant Fleet can be found on the webpage of ELSTAT ( <a href="http://www.statistics.gr">www.statistics.gr</a> ), under the link: <a href="https://www.statistics.gr/el/statistics/-/publication/SMA27">https://www.statistics.gr/el/statistics/-/publication/SMA27</a>