

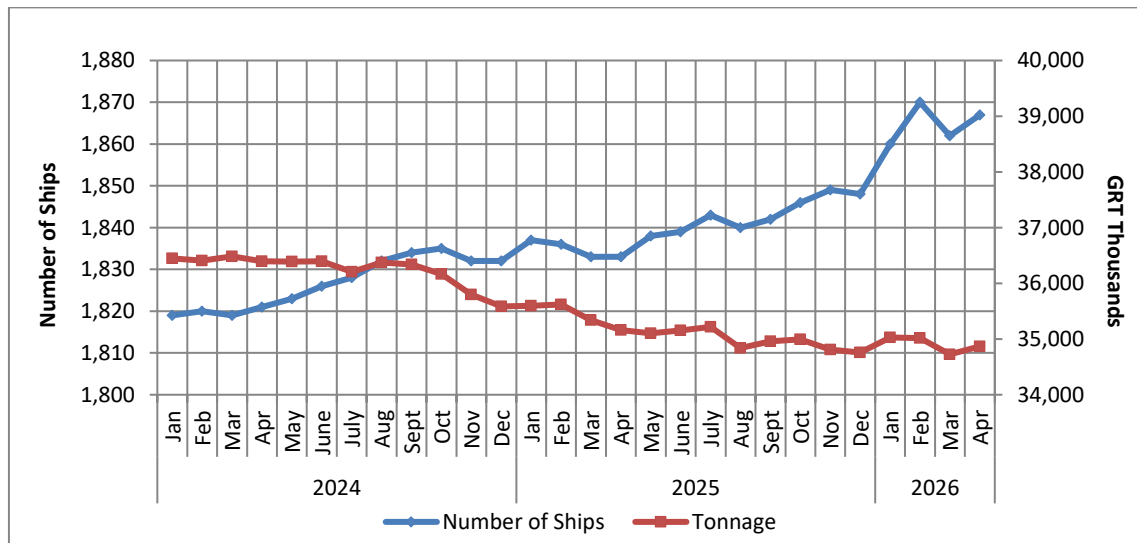


GREEK MERCHANT FLEET:
April 2026 (Provisional data)

The Hellenic Statistical Authority (ELSTAT) announces data on the Greek Merchant Fleet (for vessels of 100 GRT¹ and over) for April 2026. Particularly:

- The Greek Merchant Fleet increased by 1.9% in April 2026 compared with April 2025. An increase of 0.7% was recorded in April 2025 compared with April 2024 (Table 1).
- The gross tonnage of the Greek Merchant Fleet, for vessels of 100 GRT and over, recorded a decrease of 0.8% in April 2026 compared with April 2025. A decrease of 3.4% was recorded in April 2025 compared with April 2024 (Table 1).

Graph 1: Greek Merchant ships of 100 GRT and over: January 2024 – April 2026



Information on methodological issues:

Division of Sectoral Statistics
Section of Transport Statistics
E. Kleftogianni
Tel : +30 213 135 3087
e-mail: e.kleftogianni@statistics.gr

Information for data provision:

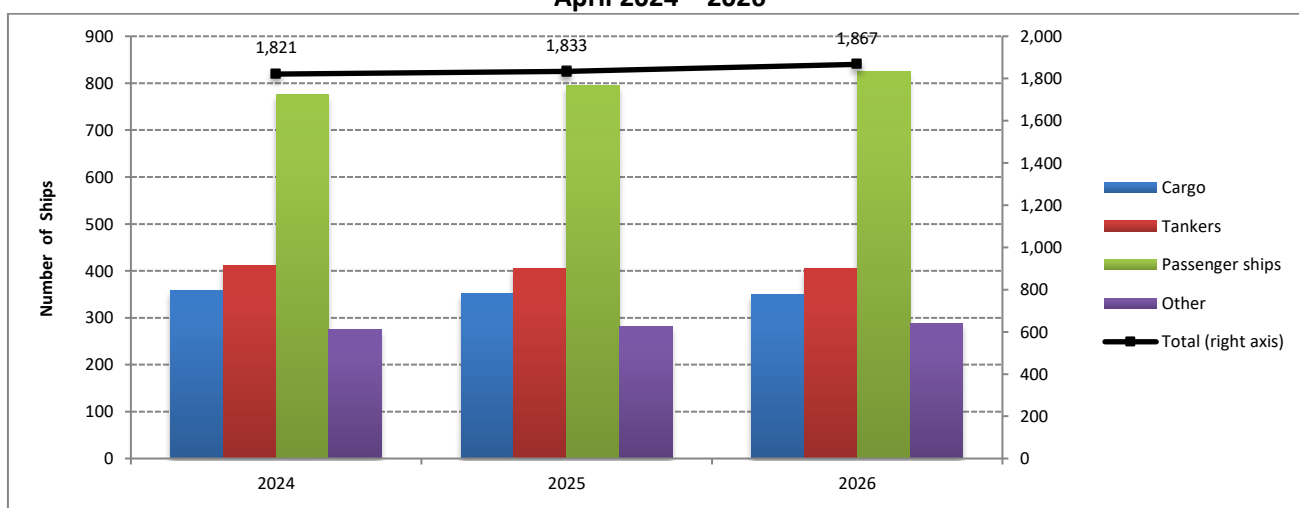
Tel. +30 213 135 2022
e-mail: data.dissem@statistics.gr

¹GRT: Gross Tonnage

Table 1: Number and tonnage of Greek Merchant ships of 100 GRT and over, by types of ships, April 2024 – 2026

April										
Types of ships	2024		2025		Change % 2025/2024		2026		Change % 2026/2025	
	Number of Ships	Tonnage (GRT)	Number of Ships	Tonnage (GRT)	Number of Ships	Tonnage (GRT)	Number of Ships	Tonnage (GRT)	Number of Ships	Tonnage (GRT)
Total:	1,821	36,394,197	1,833	35,160,808	0.7	-3.4	1,867	34,866,375	1.9	-0.8
Cargo	358	10,317,213	351	9,313,272	-2.0	-9.7	349	9,190,005	-0.6	-1.3
Tankers	412	24,718,851	406	24,497,456	-1.5	-0.9	406	24,328,131	0.0	-0.7
Passenger ships	776	1,215,321	795	1,206,887	2.4	-0.7	824	1,200,294	3.6	-0.5
Other	275	142,812	281	143,193	2.2	0.3	288	147,945	2.5	3.3

Graph 2a: Number of Greek Merchant ships of 100 GRT and over, by types of ships, April 2024 – 2026



Graph 2b: Tonnage of Greek Merchant Ships of 100 GRT and over, by types of ships, April 2024 – 2026

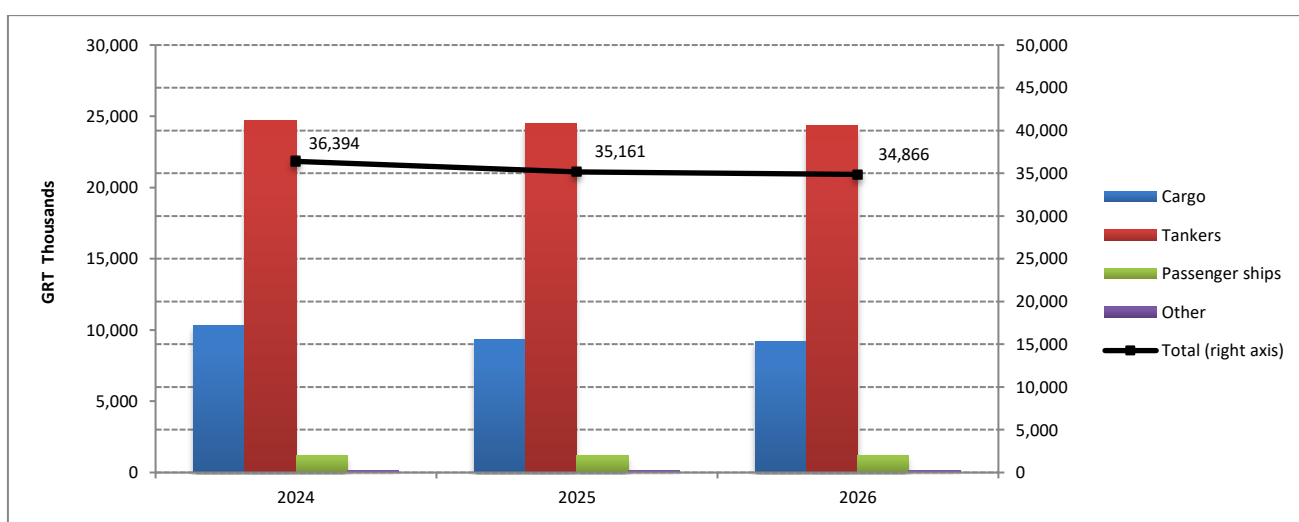


Table 2: Distribution of the Greek Merchant ships of 100 GRT and over, by tonnage groups, April 2024 – 2026

April										
Tonnage Groups	2024		2025		Change % 2025/2024		2026		Change % 2026/2025	
	Number of Ships	Tonnage (GRT)	Number of Ships	Tonnage (GRT)	Number of Ships	Tonnage (GRT)	Number of Ships	Tonnage (GRT)	Number of Ships	Tonnage (GRT)
Total:	1,821	36,394,197	1,833	35,160,808	0.7	-3.4	1,867	34,866,375	1.9	-0.8
[100-500)	881	215,619	908	222,384	3.1	3.1	938	229,666	3.3	3.3
[500-3,000)	346	438,026	351	445,261	1.4	1.7	357	456,641	1.7	2.6
[3,000-7,000)	78	343,314	77	341,713	-1.3	-0.5	79	349,929	2.6	2.4
[7,000-10,000)	23	191,805	24	199,985	4.3	4.3	24	199,224	0.0	-0.4
[10,000-20,000)	50	712,505	49	703,501	-2.0	-1.3	50	726,016	2.0	3.2
[20,000-30,000)	54	1,416,924	54	1,414,392	0.0	-0.2	46	1,198,223	-14.8	-15.3
[30,000+)	389	33,076,004	370	31,833,572	-4.9	-3.8	373	31,706,676	0.8	-0.4

Graph 3: Distribution of Greek Merchant ships of 100 GRT and over, by tonnage groups, April 2024 – 2026

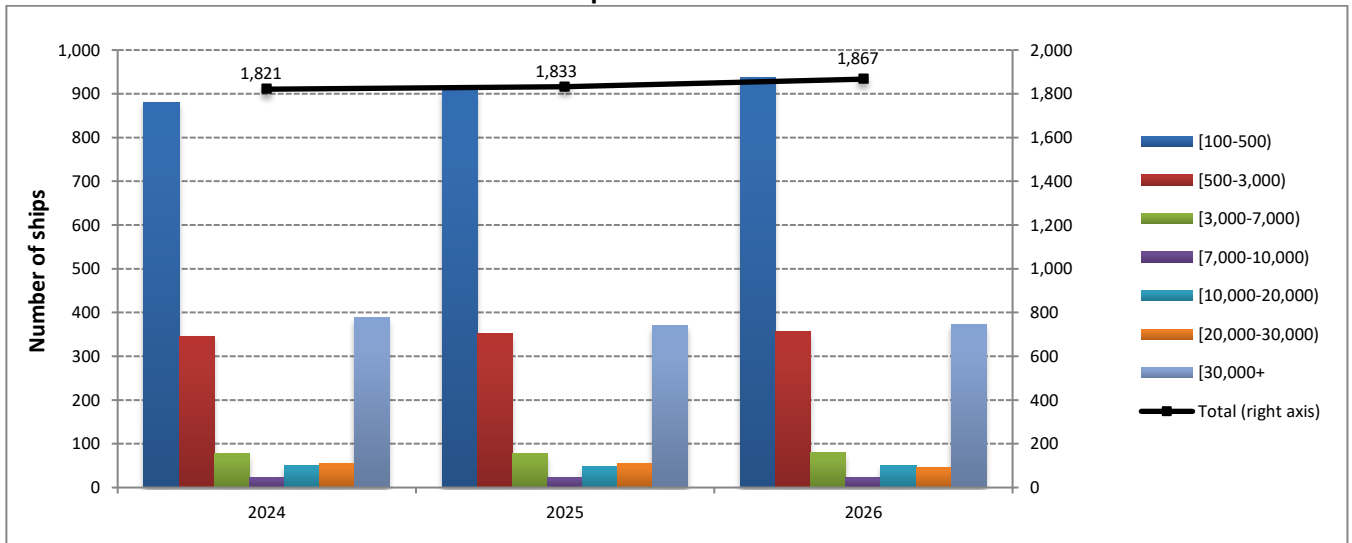
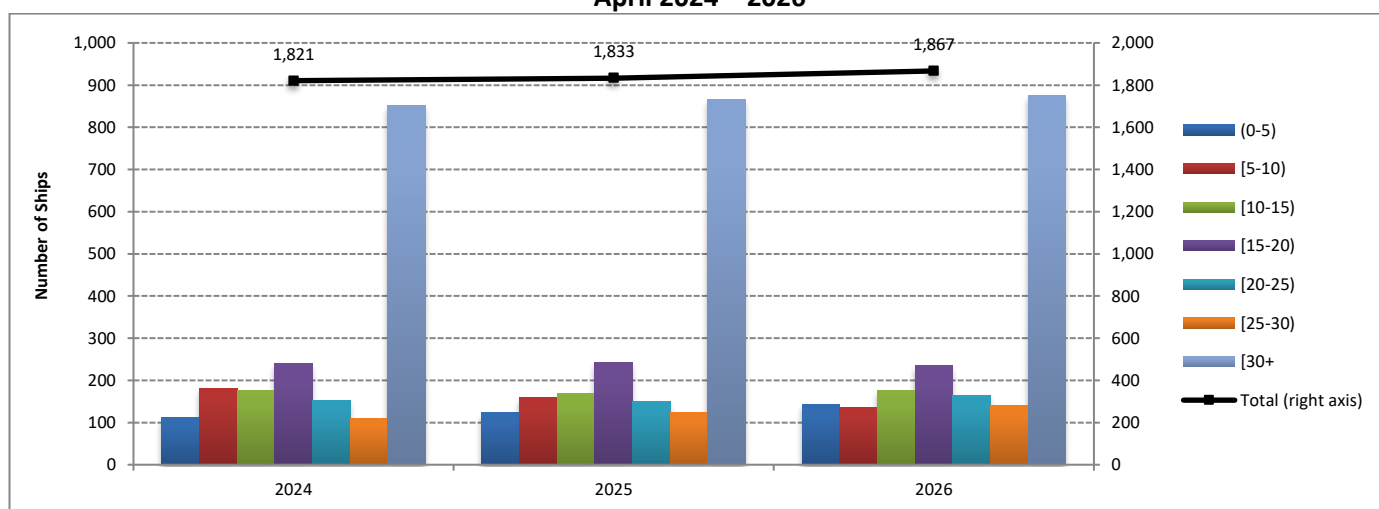


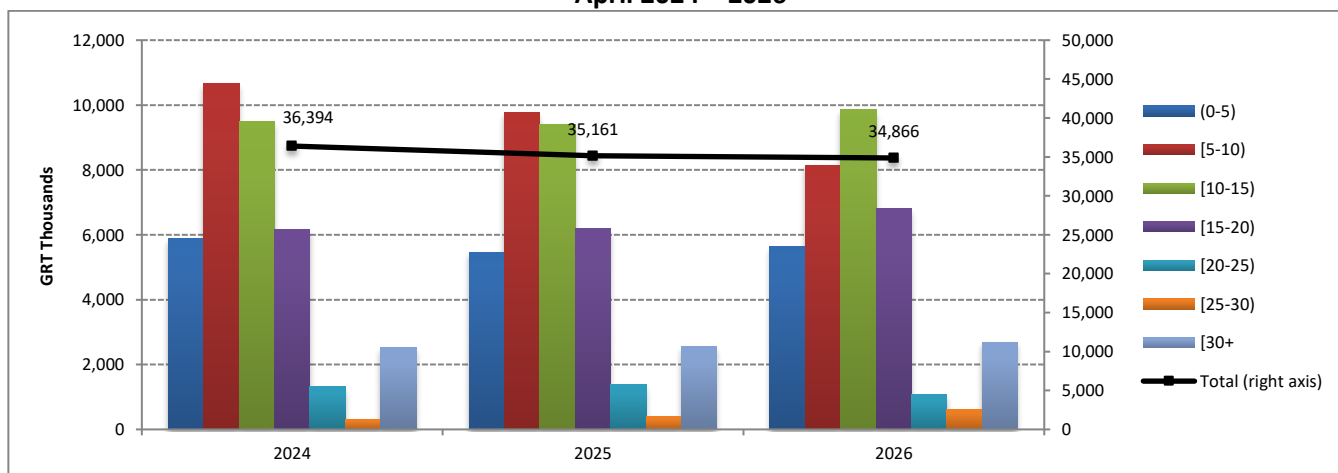
Table 3: Distribution of Greek Merchant ships of 100 GRT and over, by age groups, April 2024 – 2026

April										
	2024		2025		Change % 2025/2024		2026		Change % 2026/2025	
Age Groups	Number of Ships	Tonnage (GRT)	Number of Ships	Tonnage (GRT)	Number of Ships	Tonnage (GRT)	Number of Ships	Tonnage (GRT)	Number of Ships	Tonnage (GRT)
Total:	1,821	36,394,170	1,833	35,160,808	0.7	-3.4	1,867	34,866,375	1.9	-0.8
(0-5)	112	5,881,936	123	5,469,277	9.8	-7.0	142	5,644,327	15.4	3.2
[5-10)	181	10,669,446	159	9,768,270	-12.2	-8.4	135	8,149,775	-15.1	-16.6
[10-15)	175	9,493,119	168	9,414,638	-4.0	-0.8	175	9,868,004	4.2	4.8
[15-20)	240	6,167,113	243	6,180,130	1.3	0.2	235	6,817,914	-3.3	10.3
[20-25)	152	1,327,965	150	1,378,848	-1.3	3.8	165	1,080,367	10.0	-21.6
[25-30)	110	321,093	124	394,419	12.7	22.8	140	615,393	12.9	56.0
[30+)	851	2,533,498	866	2,555,226	1.8	0.9	875	2,690,595	1.0	5.3

Graph 4a: Distribution of Greek Merchant ships 100 GRT and over, by age groups, April 2024 – 2026



Graph 4b: Tonnage of Greek Merchant ships of 100 GRT and over, by age groups, April 2024 – 2026



METHODOLOGICAL NOTES

- Greek Merchant Fleet Survey** The Survey on the Greek Merchant Fleet is conducted on a monthly basis since 1964 without any major methodological changes ever since. The purpose of the survey is to fully record statistical data on the number and basic characteristics of the Greek merchant ships, thus depicting the evolution over the course of time of the Greek merchant fleet.
- Legal Framework** The survey is conducted in compliance with the joint Ministerial Decision (No 6792/G-81/11-4-97), signed by the Minister of National Economy and the Minister of Mercantile Marine.
- Reference Period** The results of the survey refer to the end of April 2026.
- Coverage** The survey covers all domestic Port Authorities, as well as Greek Consular Port Authorities abroad, which keep ship registers. These Authorities have to send a report on a monthly basis to the Hellenic Statistical Authority (ELSTAT), pertaining to the changes in the Greek merchant ships registered in their ship registers.
- Definitions**
- Merchant ship:** Seagoing self-propelled vessel, at least 10 GRT, designed for the carriage of goods, transport of passengers, for fishing, towing or specially fitted out for other commercial maritime activities.
- Greek merchant fleet:** The total number of the merchant ships under Greek flag. The Greek flag carried by these ships means that all their maritime activities (subsidies for ship building, cargo limitations and other tax provisions) are governed by commercial and economic rules which are laid down by the respective Greek authorities.
- Gross Register Tonnage (GRT):** Refers to the spaces within the hull and of the enclosed spaces above the deck which are available for carrying goods, food, passengers and crew, GRT is equal to the volume of 100 cubic feet or 2.83 m³.
- Net Register Tonnage (NRT):** It is derived from the gross tonnage by deducting allowances in respect of spaces used for the crew, navigating and propelling machinery, fuel and water ballasts, and other spaces not used for passengers or cargo.
- Age of ship:** indicated by the year of original construction of the hull or that of the hull containing the engine room.
- Methodology** It is an exhaustive survey conducted by all domestic Port Authorities and Greek Consular Port Authorities abroad, which report to ELSTAT, on a monthly basis, on changes in the ships pertaining to: a) new registrations of ships in the ship registers, b) change in the name of a ship, c) change of ownership, d) transfers to or from a different port, e) deletion of a ship from a ship's register, f) final measurement – remeasurement of ships, g) replacement of the ship's engine.
- All these data, after being dully processed, are used to update, through a specially designed software application, the Official Register of Greek Merchant Ships. This Register is used for the production of monthly and annual statistical results.
- References** More information (tables, charts) about the Survey on the Greek Merchant Fleet is available on ELSTAT's website (www.statistics.gr) and more specifically at the link: <https://www.statistics.gr/en/statistics/-/publication/SMA27->