



HELLENIC REPUBLIC
HELLENIC STATISTICAL AUTHORITY

Piraeus, 27 March 2025

**Maritime accidents on Greek merchant ships of 100 GRT and over and persons injured
on board of ships and in areas of port authorities: 2024**

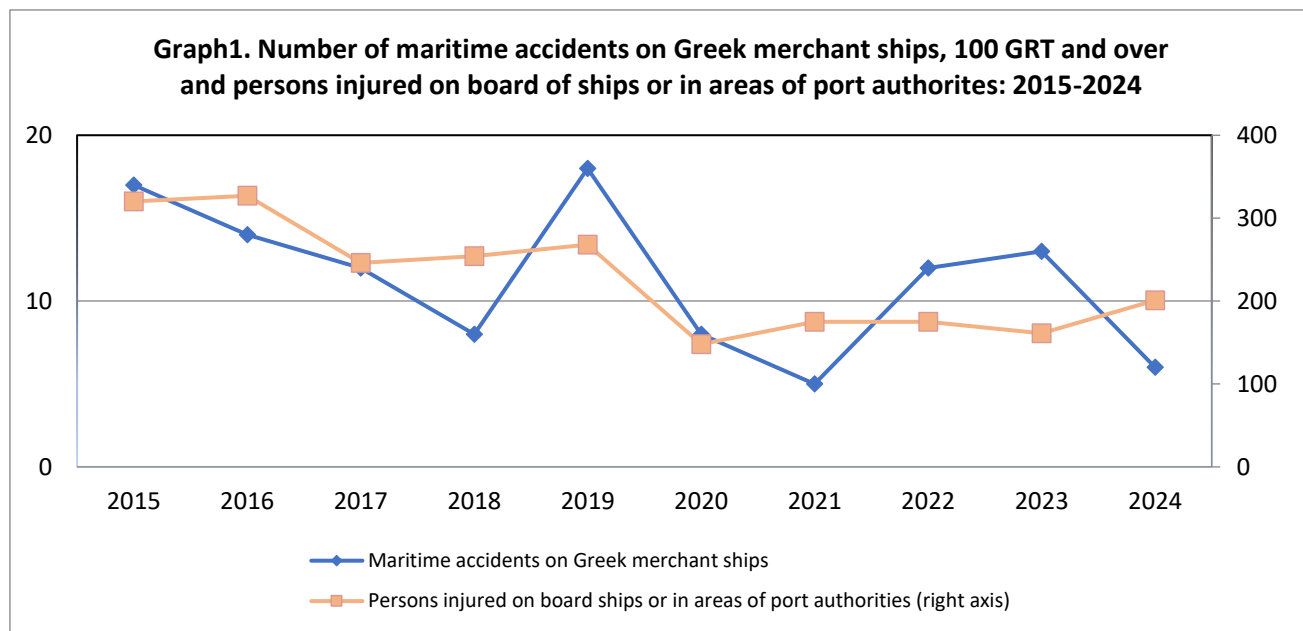
The Hellenic Statistical Authority (ELSTAT) announces the results of the survey on maritime accidents on Greek merchant ships of 100 GRT and over (Gross Register Tonnage), as well as the results of the survey on persons injured on board of ships or in areas under the competency of port authorities, for the year 2024.

More specifically, as regards the maritime accidents on Greek merchant ships of 100 GRT and over the following are observed:

- In 2024, 6 maritime accidents were recorded on a respective number of Greek merchant ships of a total 16,849 GRT tonnage. The ships suffering the accidents represent 0.33% of the Greek merchant fleet and 0.05% of the total tonnage (Table1).
- Of the 6 ships on which an accident occurred, 1 was a tanker ship, 4 were passenger ships and 1 was “other” (Graph 2).
- On 2 ships the accidents were due to crash, on 1 ship due to engine damage, on 1 ship due to foundering and 2 due to other cause (Table 2, Graph 3).

As regards the persons injured, the following are observed:

- The number of persons injured on board of ships or in areas under the competency of port authorities amounted to 201. In 2024 compared with 2023, an increase of 24.8% was recorded. Out of 201 persons who had an accident in 2024, 121 (60.2%) got involved in a fatal accident and ended up (Table 3, Graph 4).



Information on methodological issues:

Division of Sectoral Statistics
Section of Transport Statistics
E. Kleftogianni, G. Argyris
Tel: +30 213 135 3085
e mail: g.argyris@statistics.gr

Information for data provision:

Tel. +30 213 135 2022
e mail: data.dissem@statistics.gr

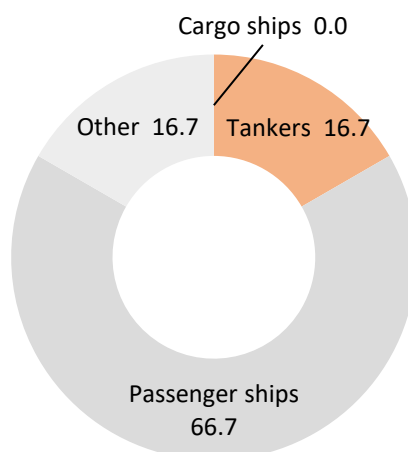
- Out of 121 persons who were fatally injured, 114 persons were in sea areas under the competency of port authorities and 7 were on board of ships. Out of 80 persons who had non-fatal accidents 46 persons were in sea areas of port authorities and 34 on board of the ships (Table 3, Graph 4).
- As regards the age of persons injured on board of ships or in sea areas in 2024, the most (109) were 65 years and older, recording a decrease of 0.9% compared to 2023 (Table 4, Graph 5).
- Out of 41 persons injured on board of ships in 2024, 7 persons were fatally injured while 34 were slightly injured (contusion, strain, fracture, burn or scald, amputation, and other causes). Out of 160 persons who were injured in sea areas under the competency of port authorities, 114 persons were fatally injured (drowning or other cause of death), 9 persons suffered contusion, strain, or fracture and 36 other injuries (Table 5, Graph 6).
- The total number of deaths from drowning increased by 7.1% (from 85 to 91), in 2024 compared with 2023 (Table 5).
- Table 6 presents data on fatal accidents and missing persons from illegal entry in sea areas under the competency of Greek port authorities for the period 2015-2024. These data are not included in Tables 3-5.

Table 1. Maritime accidents on Greek merchant ships of 100 GRT and over, by ship category: 2024

Category of ships	Greek merchant fleet		Merchant ships suffering an accident		Percentage (%)	
	Number of ships	Tonnage GRT	Number of ships	Tonnage GRT	Number of ships	Tonnage GRT
Total	1,832	35,586,905	6	16,849	0.33	0.05
Cargo ships	353	9,597,177	0	0	0.00	0.00
Tankers	409	24,629,341	1	3,153	0.24	0.01
Passenger ships	791	1,217,813	4	13,180	0.51	1.08
Other ⁽¹⁾	279	142,574	1	516	0.36	0.36

(1) i.e.: towage, salvage, cable ships, fishing-boats, etc.

Graph 2. Maritime accidents on Greek merchant ships of 100 GRT and over, by ship category: 2024



**Table 2. Maritime accidents on Greek merchant ships of 100 GRT and over,
by cause of the accident: 2022-2024**

	2022		2023		2024	
	Number of Ships	Tonnage GRT	Number of Ships	Tonnage GRT	Number of Ships	Tonnage GRT
Total	12	40,038	13	114,810	6	16,849
Foundering ⁽¹⁾	1	109	0	0	1	516
Stranding	0	0	3	819	0	0
Collision	1	492	0	0	0	0
Fire or explosion	1	1,823	0	0	0	0
Crash	3	18,563	1	3,558	2	3,829
Engine damage ⁽²⁾	5	18,061	7	105,603	1	1,225
Other cause	1	990	2	4,830	2	11,279

(1) Including abrupt foundering of unidentified cause

(2) Including damage of propeller or boiler

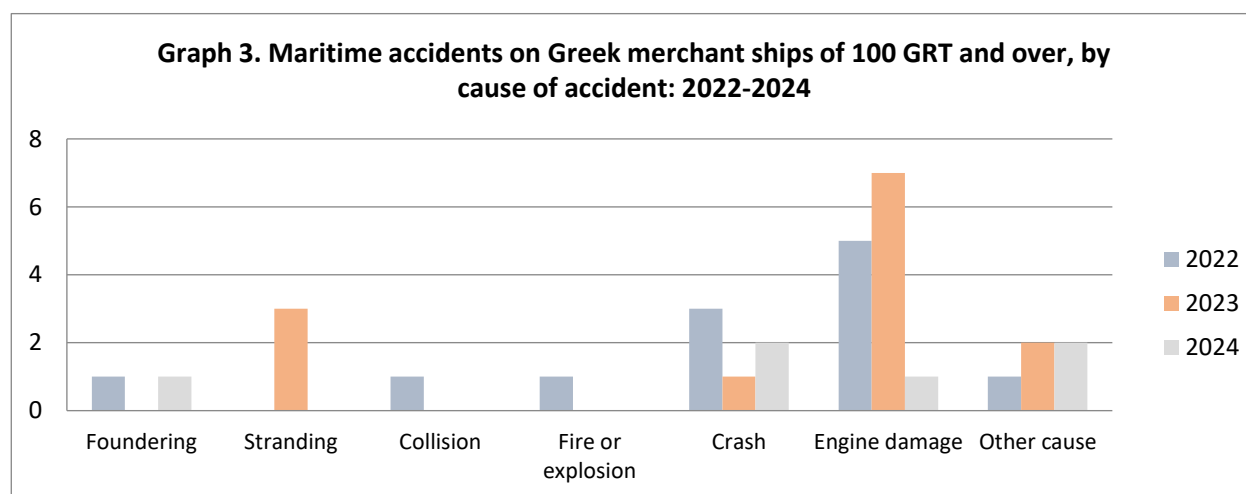


Table 3. Persons injured (fatally or not), by category of ships ⁽¹⁾ or in sea areas of port authorities: 2022-2024

	2024		Total			Change (%)	
	Persons injured		2022	2023	2024	2023/2022	2024/2023
	Non-fatally injured	Fatally injured					
Total	80	121	175	161	201	-8.0	24.8
On board of ships	34	7	28	18	41	-35.7	127.8
Cargo ships	6	1	2	4	7	100.0	75.0
Tankers	1	0	2	1	1	-50.0	0.0
Passenger ships	23	5	16	11	28	-31.3	154.5
Other ⁽²⁾	4	1	8	2	5	-75.0	150.0
In areas of port authorities	46	114	147	143	160	-2.7	11.9
Ports	12	8	32	17	20	-46.9	17.6
Shipyards	1	0	0	0	1	-	-
Coast	33	106	115	126	139	9.6	10.3

(1) Including persons injured on merchant ships or any other floating means

(2) I.e.: towage, salvage ships, fishing boats, yachts and other ships and boats

Graph 4. Persons injured (fatally or not), on board of ships or in areas of port authorities: 2024

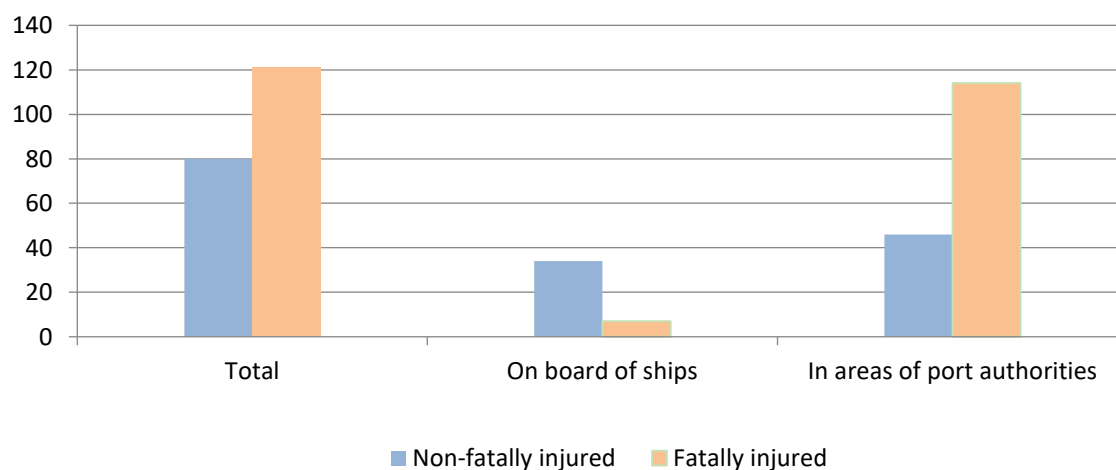


Table 4. Persons injured on board of ships ⁽¹⁾ or in sea areas of port authorities, by age group: 2022 - 2024

Age groups (years)	2022	2023	2024	Change (%)	
				2023/2022	2024/2023
Total	175	161	201	-8.0	24.8
Up to 24	16	7	9	-56.3	28.6
25 - 34	10	9	15	-10.0	66.7
35 - 44	16	12	21	-25.0	75.0
45 - 54	24	11	20	-54.2	81.8
55 - 64	16	12	27	-25.0	125.0
65 and over	93	110	109	18.3	-0.9

(1) Including persons injured on merchant ships or any other floating means

Graph 5. Persons injured on board of ships or in areas of port authorities, by age group: 2022-2024

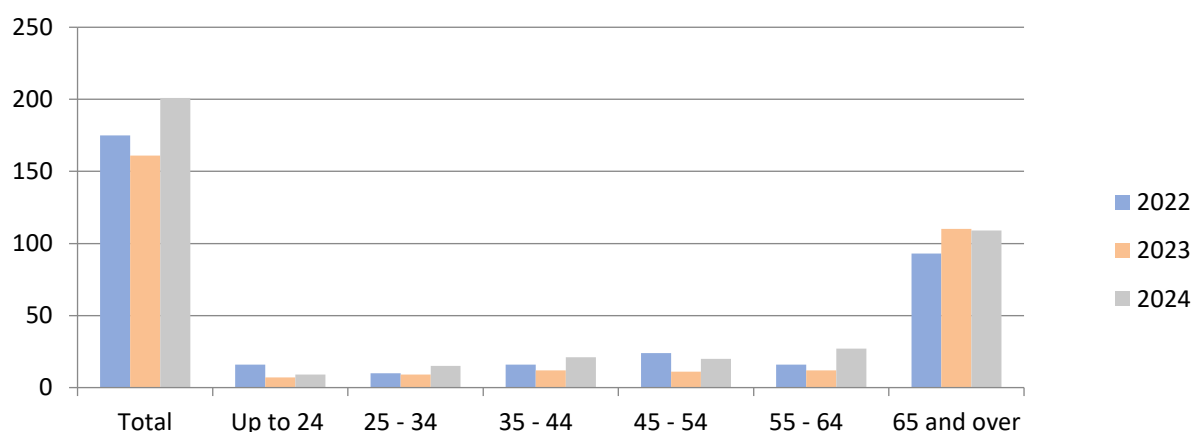


Table 5. Persons injured on board ships ⁽¹⁾ or in sea areas of port authorities, by type of injury: 2022-2024							
	2024		Total			Change (%)	
	Persons injured		2022	2023	2024	2023/2024	2024/2023
	on board of ships	in areas of port authorities					
Total	41	160	175	161	201	-0.8	24.8
Contusion, strain, fracture	30	9	36	19	39	-47.2	105.3
Burn or scald	0	0	3	1	0	-66.7	-100.0
Amputation	2	1	1	1	3	0.0	200.0
Other injury, except death	2	36	32	27	38	-15.6	40.7
Drowning	0	91	72	85	91	18.1	7.1
Other cause of death	7	23	31	28	30	9.7	7.1

(1) Including persons injured on merchant ships or any other floating means

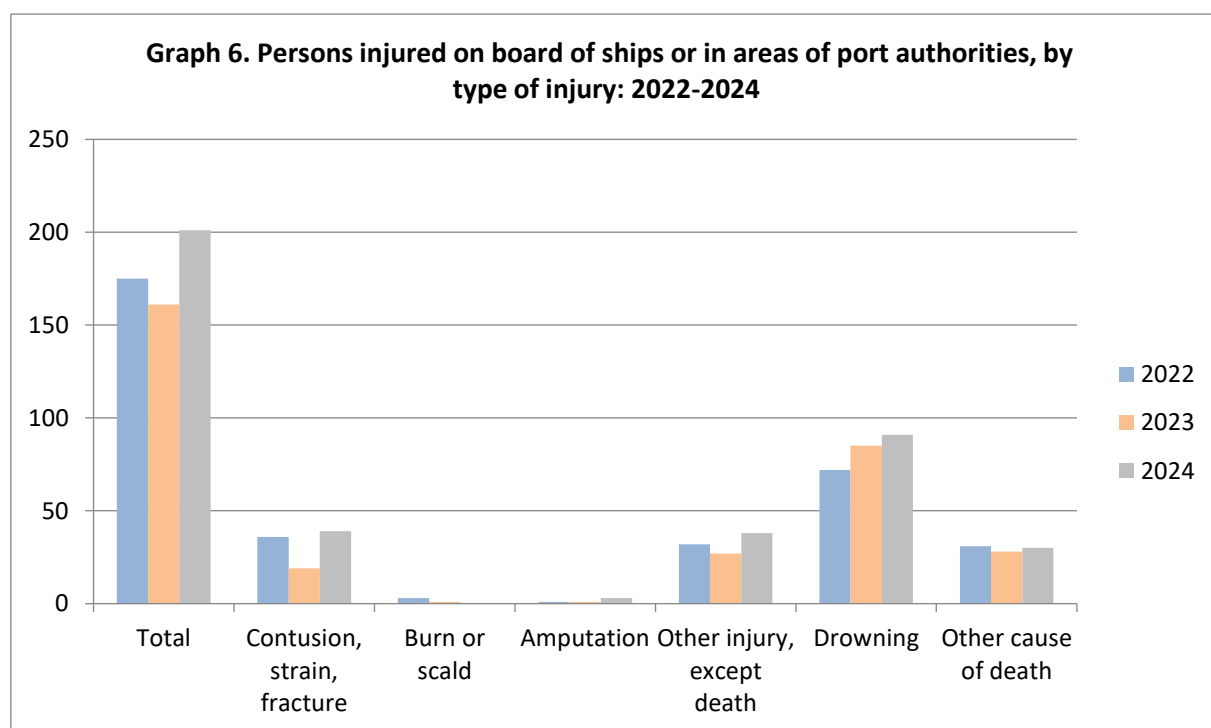
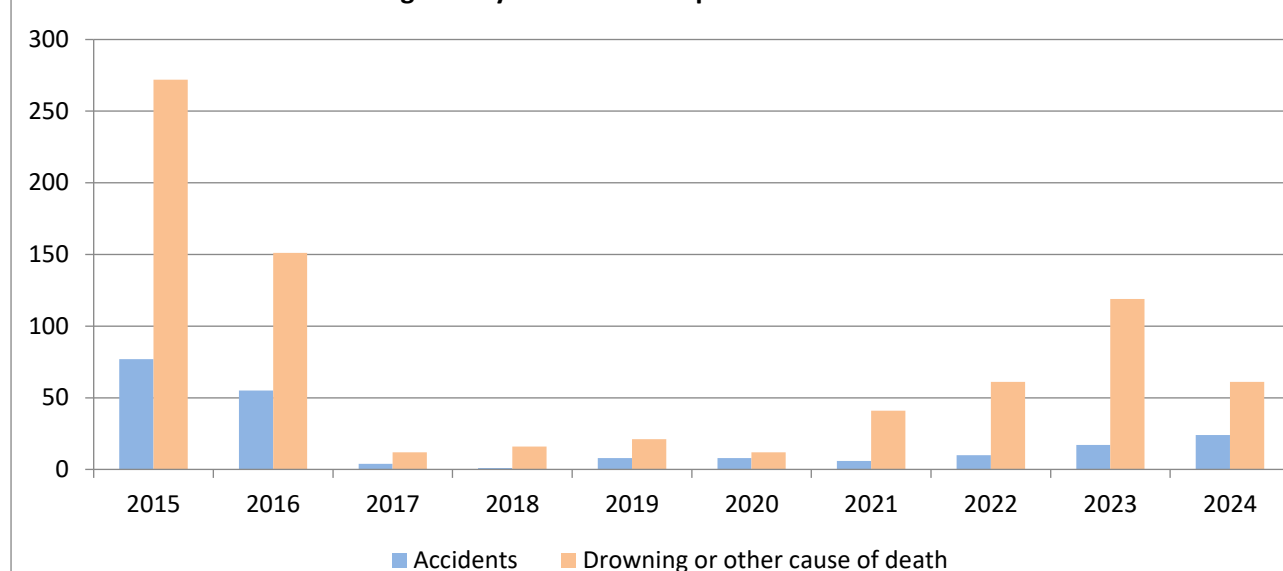


Table 6. Number of fatal accidents and deaths from drowning or other cause and number of accidents with missing persons, due to illegal entry into maritime areas of Greek port authorities jurisdiction: 2015-2024

	2015	2016	2017	2018	2019	2020	2021	2022	2023	2024
Number of fatal accidents	77	55	4	1	8	8	6	10	17	24
Drowning or other cause of death	272	151	12	16	21	12	41	61	119	61
Number of accidents with missing persons	21	5	2	1	0	1	5	9	8	9
Missing persons	152	27	10	3	0	14	54	103	523	13

Source: Headquarters of Port Authorities, Ministry of Shipping, and Island Policy

Graph 7. Number of accidents with drowning or other cause of death from illegal entry in sea areas of port authorities: 2015-2024



EXPLANATORY NOTES

Survey on shipping casualties and on persons injured in maritime accident	The surveys on maritime accidents on Greek merchant ships 100 GRT and over and on persons injured on board of ships or in areas under the competency of port authorities are conducted since 1975 on an annual basis. The purpose of the surveys is to fully record maritime accidents of Greek merchant ships 100 GRT and over, which took place during the journey or during the ship's entering the port or uploading of cargo as well as and, to fully record the accidents (various injuries) of persons on board and accidents of persons in the sea, which took place in a port or on the coast area under the competency of the port authorities.
Legal framework	The surveys are conducted pursuant to the provisions of the Permanent Circular of the Ministry of Economy and Finance and the National Statistical Service of Greece (NSSG) dated 16/1/1975, which was replaced by the Permanent Joint Circular dated 15/4/1998, with retroactive effect since 1/1/1998.
Reference Period	The results of the survey refer to the year 2024.
Coverage	The survey covers the maritime accidents of Greek merchant ships of 100 GRT and over that were recorded by the domestic port authorities. Maritime accidents of Greek merchant ships that occurred abroad were recorded by the corresponding consulates and sent to the port authority of Piraeus. Besides, the survey covers persons injured on board of the ships and in the port or on the coast areas under the competency of the port authorities. Particularly, it covers all cases of casualties for which a preliminary inquiry is conducted by the competent port authorities.
Definitions	<p>Ship: Seagoing self-propelled vessel of at least ten NRT designed for the carriage of goods, transport of passengers, for fishing, towing or especially fitted out for other maritime activities.</p> <p>Accidents of persons: Refers to accidents that result to contusion, strain, fracture, burn or scald, amputation, cerebral contusion, caisson disease, drowning and other cause of death.</p> <p>Merchant ship: Seagoing self-propelled vessel of at least ten NRT designed for the carriage of goods, transport of passengers, for fishing, towing or especially fitted out for other maritime activities.</p> <p>Greek merchant fleet: The total number of the merchant ships under Greek flag. The Greek flag carried by these ships means that all their maritime activities (subsidies for ship building, cargo limitations and other tax provisions) are governed by commercial and economic rules which are laid down by the respective Greek authorities.</p> <p>Gross Register Tonnage (GRT): unit of measurement of the total volume in cubic feet of the spaces within the hull and of the enclosed spaces above the deck which are available for carrying goods, food, passengers and crew. It equals to the volume of 100 cubic feet or 2.83 m³.</p>
Methodology	The domestic port authorities report to ELSTAT information about the maritime accidents of Greek merchant ships 100 GRT and over and about the persons injured on board of ships or in areas of port authorities. The information includes the name of ship, tonnage group, registration port, ship's category, whether it was loaded or in ballast, whether the accident was caused by intention or negligence, personal data of the person responsible for the accident, marine region, weather conditions, visibility, date of the accident, damage of the ship or injury/death of a person and cause of the accident.

Information that is collected for the persons injured on board of ships or in areas of port authorities, include the sex, the year of birth, the place of birth, the citizenship, the marital status, the occupation, where exactly the accident occurred, the date of the accident, who was responsible for the accident, the cause of the accident, the direct impact of the accident, the type of body injury. Additionally, information is recorded regarding accidents and missing persons who entered the country illegally that is sent to ELSTAT by the Headquarters of Port Authorities, Ministry of Shipping, and Island Policy.

References More information (tables, graphs) concerning the survey on maritime accidents of the Hellenic merchant ships can be found on the webpage of ELSTAT (www.statistics.gr), at the link: <https://www.statistics.gr/el/statistics/-/publication/SMA34>