



PRESS RELEASE

SURVEY ON SPECIAL EDUCATION SCHOOLS END OF SCHOOL YEAR 2020/2021

The Hellenic Statistical Authority (ELSTAT) announces statistics on Special Education Schools, end of school year 2020/2021. This survey includes school units of formal education under the competency of the Ministry of Education. More specifically, the survey covers the school units of Pre-Primary/Primary Education (special kindergartens and special primary schools) and of Secondary Education (special lower and upper secondary education schools, special vocational lower and upper secondary education schools and special vocational education workshops). Additionally, the survey covers the special kindergartens of ELEPAP (Hellenic Society for the Protection and Rehabilitation of the Disabled Children). On the basis of the available survey data, it is observed that:

- a) The **number of school units of Pre-Primary and Primary Education** in the school year 2020/2021 compared with 2019/2020 increased from 288 to 295. The **number of school units of Secondary Education** in the school year 2020/2021 compared with 2019/2020 increased from 189 to 220 (Table 1).
- b) **Teaching staff**, in the school year 2020/2021, increased by 15.9% in Pre-Primary and Primary Education and by 38.6% in Secondary Education, in comparison with the school year 2019/2020 (Table 2).
- c) The number of **pupils enrolled**, in the school year 2020/2021, increased by 3.6% in Pre-Primary and Primary Education and by 11.6% in Secondary Education, compared with the school year 2019/2020. Out of the total number of pupils enrolled, male pupils accounted for 67.1% and females for 32.9% (Tables 2 and 3).
- d) The most prevalent **special education need** among pupils enrolled was *autism*, accounting for 33.5%, followed by *intellectual disability* with 31.5% (Table 3).
- e) The **ratio of teaching staff to pupils** was 1 teacher per 2.3 pupils in the school year 2020/2021 compared with 1 teacher per 2.7 pupils in 2019/2020 (Table 2).
- f) The **Region of Attiki**, accounted for 34.8% of the total number of pupils enrolled in the Special Education School Units of Greece. The **Region of Kentriki Makedonia** follows with 16.5% (Table 2).

Information on methodological issues:

Division of Sectoral Statistics
Section of Education & Sports Statistics
Head of the Section: Dimitra Angelopoulou
Tel: +30 213 135 2134
e-mail: d.angelopoulou@statistics.gr

Information for data provision:

Tel. +30 213 135 2222, 2310
e-mail: data.dissem@statistics.gr

More specifically, Table 1 and Chart 1 depict the number of Special Education School Units in the school years 2020/2021.

The following tables and charts depict data on pupils' population and teaching staff in the Special Education School Units of Greece for school year 2020/2021 in comparison to 2019/2020.

Table 1. Number of school units by level of education, type of school unit and region

<i>By Level of Education and Type of School Unit</i>		
Level and Type of School Unit	Number of school units	
	2019/2020	2020/2021
Special Kindergarten	113	117
Special Primary School	175	178
TOTAL OF PRE-PRIMARY/PRIMARY EDUCATION	288	295
Special Lower Secondary Education School	6	13
Special Vocational Lower Secondary Education School	51	55
Special Vocational Education and Training Workshop	90	93
Special Upper Secondary Education School	3	6
Special Vocational Upper Secondary Education School	39	53
TOTAL OF SECONDARY EDUCATION	189	220
TOTAL	477	515
<i>By Region</i>		
Region (NUTS 2)	Number of school units	
	2019/2020	2020/2021
Anatoliki Makedonia, Thraki	30	31
Kentriki Makedonia	83	91
Dytiki Makedonia	22	23
Thessalia	40	40
Ipeiros	19	19
Ionia Nisia	15	18
Dytiki Elllada	39	41
Stereia Ellada	24	26
Peloponnisos	23	29
Attiki	101	110
Voreio Aigaio	17	19
Notio Aigaio	26	28
Kriti	38	40
TOTAL	477	515

Chart 1. Number of school units by type, school year 2020/2021

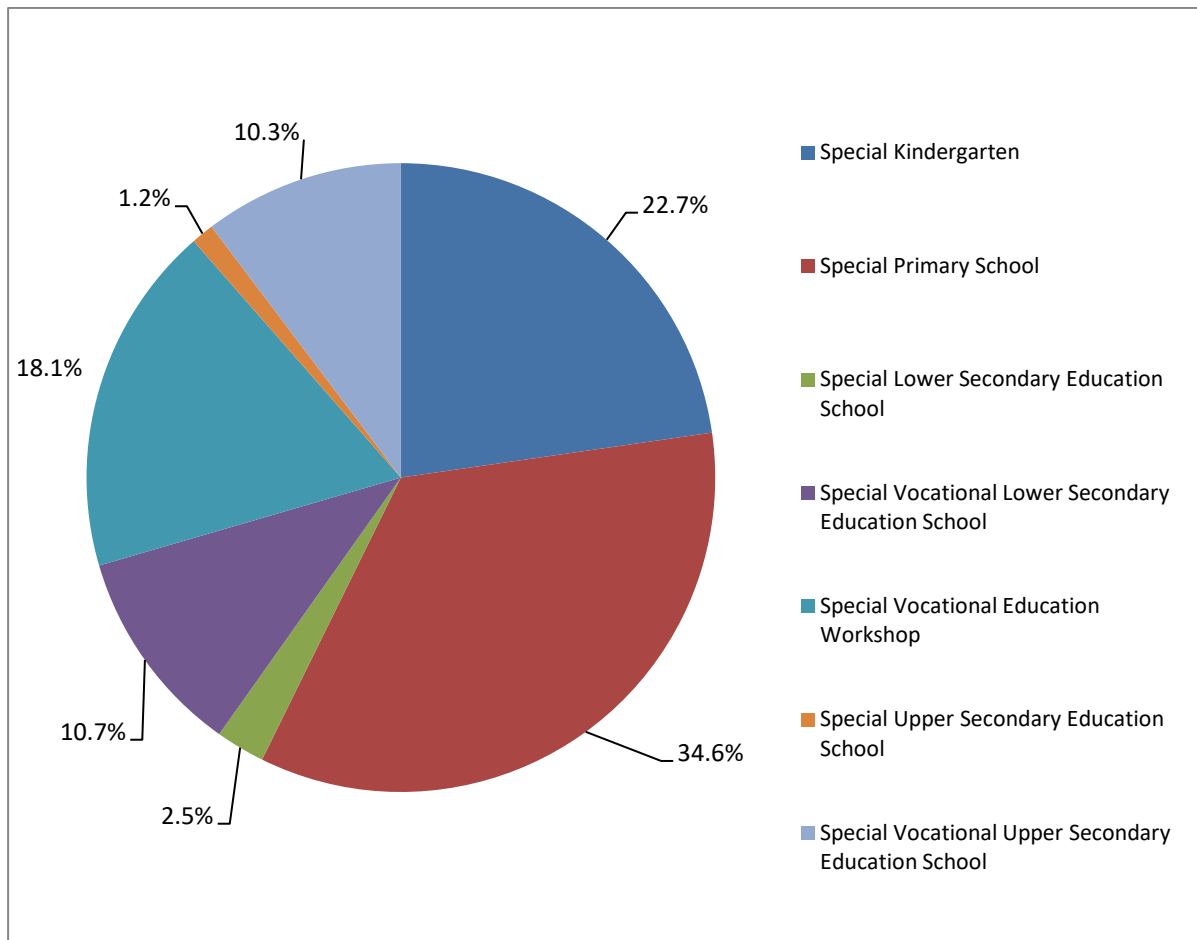


Table 2. Pupils enrolled and teaching staff by level of education, type of school unit and region

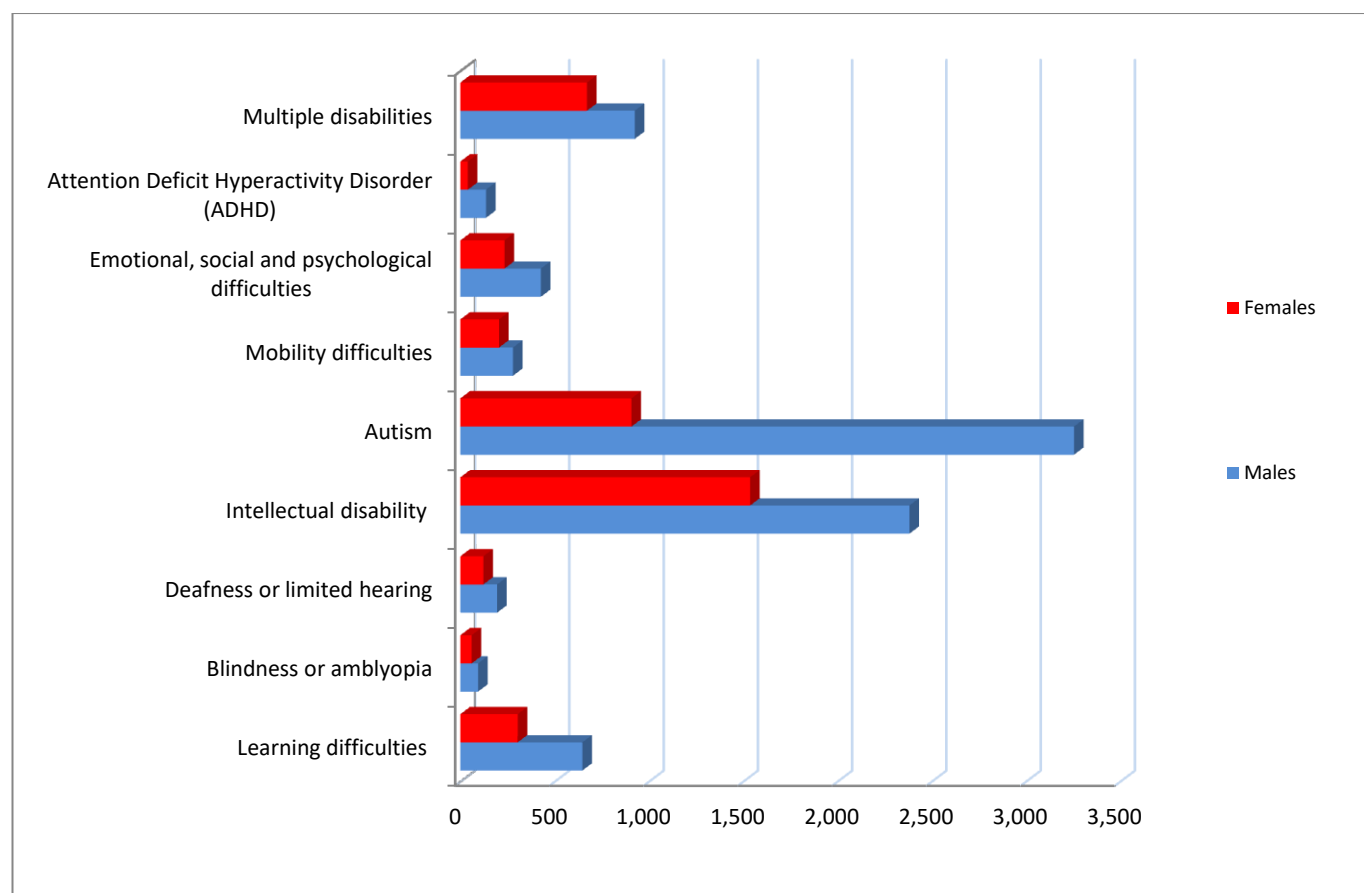
<i>By Level and Type of School Unit</i>						
Level and Type of School Unit	Pupils enrolled			Teaching Staff ¹		
	2019/20	2020/21	Change (%)	2019/20	2020/21	Change (%)
Special Kindergarten	721	806	11.8	264	328	24.2
Special Primary School	4,225	4,318	2.2	1,879	2,156	14.7
TOTAL OF PRE-PRIMARY/PRIMARY EDUCATION	4,946	5,124	3.6	2,143	2,484	15.9
Special Lower Secondary Education School	163	309	89.6	71	150	111.3
Special Vocational Lower Secondary Education School	1,606	1,888	17.6	429	1,046	143.8
Special Vocational Education and Training Workshop	3,348	3,475	3.8	1,462	1,589	8.7
Special Upper Secondary Education School	96	103	7.3	34	36	5.9
Special Vocational Upper Secondary Education School	1,326	1,523	14.9	75	50	-33.3
TOTAL OF SECONDARY EDUCATION	6,539	7,298	11.6	2,071	2,871	38.6
TOTAL	11,485	12,422	8.2	4,214	5,355	27.1
<i>By Region</i>						
Region (NUTS 2)	Pupils enrolled			Teaching Staff		
	2019/20	2020/21	Change (%)	2019/20	2020/21	Change (%)
Anatoliki Makedonia, Thraki	645	709	9.9	220	310	40.9
Kentriki Makedonia	1,908	2,052	7.5	852	1,019	19.6
Dytiki Makedonia	252	240	-4.8	102	120	17.6
Thessalia	791	786	-0.6	320	398	24.4
Ipeiros	276	315	14.1	95	124	30.5
Ionia Nisia	283	302	6.7	104	117	12.5
Dytiki Ellada	971	1,009	3.9	286	378	32.2
Stereia Ellada	637	622	-2.4	200	262	31.0
Peloponnisos	537	582	8.4	192	226	17.7
Attiki	3,891	4,326	11.2	1,307	1,681	28.6
Voreio Aigaio	205	237	15.6	100	125	25.0
Notio Aigaio	351	381	8.5	109	199	82.6
Kriti	738	861	16.7	327	396	21.1
TOTAL	11,485	12,422	8.2	4,214	5,355	27.1

¹ In case that a Special Vocational Lower Secondary School operates together with a Special Vocation Upper Secondary School, the teaching staff is registered for the Special Vocational Lower Secondary School. The same applies for the Special Lower Education Schools which have classes of Special Upper Secondary Schools.

Table 3. Pupils enrolled by category of special education need² and sex

Category of special education need	Pupils enrolled					
	2019/2020			2020/2021		
	Total	Males	Females	Total	Males	Females
Learning difficulties	725	493	232	951	647	304
Blindness or amblyopia	134	82	52	154	94	60
Deafness or limited hearing	272	178	94	317	195	122
Intellectual disability	3,882	2,393	1,489	3,919	2,382	1,537
Autism	3,794	2,932	862	4,163	3,255	908
Mobility difficulties	457	280	177	484	279	205
Emotional, social and psychological difficulties	601	405	196	661	427	234
Attention Deficit Hyperactivity Disorder (ADHD)	174	127	47	176	136	40
Multiple disabilities	1,446	801	645	1,597	925	672
TOTAL	11,485	7,691	3,794	12,422	8,340	4,082

Chart 2. Pupils enrolled by category of special education need and sex, school year 2020/2021



² If a pupil encounters more than one special education need, he/she is registered only once, under the more serious need.

A. SPECIAL KINDERGARTENS

Table 4. Pupils enrolled and teaching staff by sector and region

<i>By sector</i>						
School Units	Pupils enrolled			Teaching Staff		
	2019/20	2020/21	Change (%)	2019/20	2020/21	Change (%)
Public	648	728	12.3	240	307	27.9
Legal Entities of Private Law ³	73	78	6.8	24	21	-12.5
TOTAL	721	806	11.8	264	328	24.2
Region (NUTS 2)	Pupils enrolled			Teaching Staff		
	2019/20	2020/21	Change (%)	2019/20	2020/21	Change (%)
Anatoliki Makedonia, Thraki	34	36	5.9	10	26	160.0
Kentriki Makedonia	111	133	19.8	42	52	23.8
Dytiki Makedonia	17	21	23.5	9	9	0.0
Thessalia	49	45	-8.2	20	21	5.0
Ipeiros	26	31	19.2	8	8	0.0
Ionia Nisia	17	16	-5.9	4	4	0.0
Dytiki Ellada	69	73	5.8	22	23	4.5
Stereia Ellada	41	49	19.5	18	17	-5.6
Peloponnisos	35	31	-11.4	11	10	-9.1
Attiki	229	253	10.5	74	106	43.2
Voreio Aigaio	19	23	21.1	8	9	12.5
Notio Aigaio	17	33	94.1	10	16	60.0
Kriti	57	62	8.8	28	27	-3.6
TOTAL	721	806	11.8	264	328	24.2

³ Early Intervention Programmes of ELEPAP (Hellenic Society for the Protection and Rehabilitation of the Disabled Children) are addressed to pupils aged 4-7 years old with special education needs and are equivalent to pre-primary school units under the Ministry of Education (Law 3699/2008, Article 32, §1) .

B. SPECIAL PRIMARY SCHOOLS

Table 5. Pupils enrolled and teaching staff by region

Region (NUTS 2)	Pupils enrolled			Teaching staff		
	2019/20	2020/21	Change (%)	2019/20	2020/21	Change (%)
Anatoliki Makedonia, Thraki	201	217	8.0	84	100	19.0
Kentriki Makedonia	678	689	1.6	321	398	24.0
Dytiki Makedonia	59	69	16.9	33	36	9.1
Thessalia	264	272	3.0	147	171	16.3
Ipeiros	114	125	9.6	49	55	12.2
Ionia Nisia	105	111	5.7	36	41	13.9
Dytiki Ellada	334	345	3.3	127	149	17.3
Stereia Ellada	213	217	1.9	81	91	12.3
Peloponnisos	201	199	-1.0	88	87	-1.1
Attiki	1,560	1,549	-0.7	695	762	9.6
Voreio Aigaio	77	74	-3.9	39	43	10.3
Notio Aigaio	128	146	14.1	52	74	42.3
Kriti	291	305	4.8	127	149	17.3
TOTAL	4,225	4,318	2.2	1,879	2,156	14.7

C. SPECIAL LOWER SECONDARY EDUCATION SCHOOLS

(Including Special Lower Secondary Education Schools, Special Vocational Lower Secondary Education Schools and Special Vocational Education Workshops)

Table 6. Pupils enrolled and teaching staff by region

Region (NUTS 2)	Pupils enrolled			Teaching staff ⁴		
	2019/20	2020/21	Change (%)	2019/20	2020/21	Change (%)
Anatoliki Makedonia, Thraki	342	368	7.6	126	184	46.0
Kentriki Makedonia	840	925	10.1	456	569	24.8
Dytiki Makedonia	131	110	-16.0	60	75	25.0
Thessalia	344	326	-5.2	153	206	34.6
Ipeiros	115	123	7.0	38	61	60.5
Ionia Nisia	132	145	9.8	64	72	12.5
Dytiki Ellada	422	445	5.5	137	206	50.4
Stereia Ellada	290	259	-10.7	101	154	52.5
Peloponnisos	268	312	16.4	93	129	38.7
Attiki	1,627	1,957	20.3	487	757	55.4
Voreio Aigaio	109	136	24.8	53	73	37.7
Notio Aigaio	147	139	-5.4	47	109	131.9
Kriti	350	427	22.0	147	190	29.3
TOTAL	5,117	5,672	10.8	1,962	2,785	41.9

⁴ In case that a Special Vocational Lower Secondary School operates together with a Special Vocation Upper Secondary School, the teaching staff is registered for the Special Vocational Lower Secondary School. The same applies for the Special Lower Education Schools which have classes of Special Upper Secondary Schools.

D. SPECIAL UPPER SECONDARY EDUCATION SCHOOLS

(Including Special Upper Secondary Education Schools and Special Vocational Upper Secondary Education Schools)

Table 7. Pupils enrolled and teaching staff by region

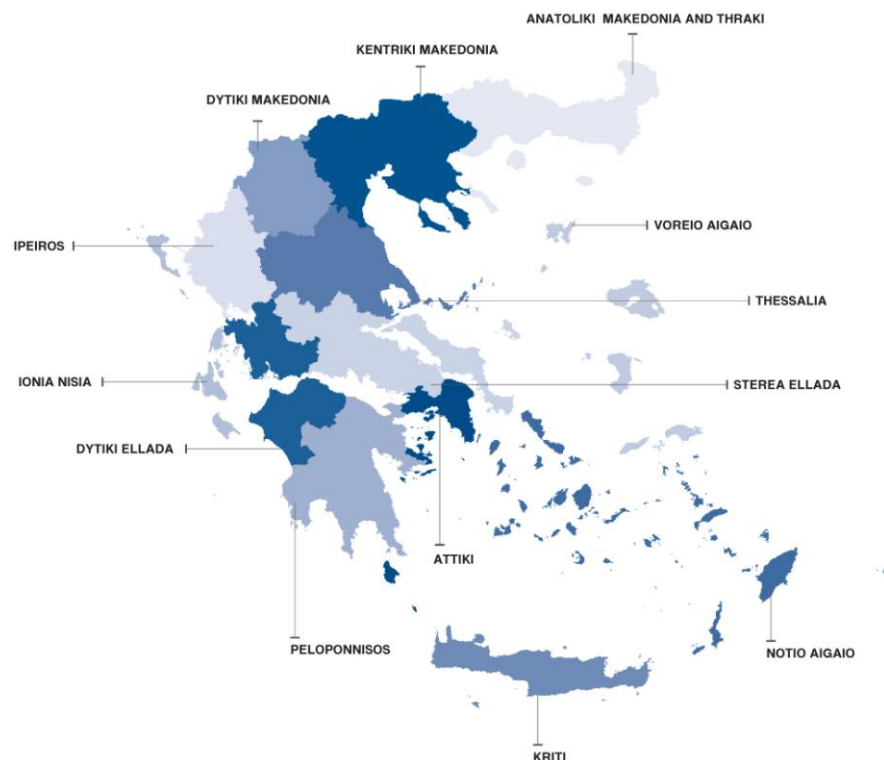
Region (NUTS 2)	Pupils enrolled			Teaching staff ⁵		
	2019/20	2020/21	Change (%)	2019/20	2020/21	Change (%)
Anatoliki Makedonia, Thraki	68	88	29.4	-	-	-
Kentriki Makedonia	279	305	9.3	33	-	-
Dytiki Makedonia	45	40	-11.1	-	-	-
Thessalia	134	143	6.7	-	-	-
Ipeiros	21	36	71.4	-	-	-
Ionia Nisia	29	30	3.4	-	-	-
Dytiki Ellada	146	146	0.0	-	-	-
Stereia Ellada	93	97	4.3	-	-	-
Peloponnisos	33	40	21.2	-	-	-
Attiki	475	567	19.4	51	56	9.8
Voreio Aigaio	0	4	-	-	-	-
Notio Aigaio	59	63	6.8	-	-	-
Kriti	40	67	67.5	25	30	20.0
TOTAL	1,422	1,626	14.3	109	86	-21.1

⁵ In case a Special Lower Secondary School and a Special Upper Secondary School (Vocational or General) belong and operate under the same administration unit, the teaching staff of those schools is recorded as staff employed in the Lower Secondary School.

EXPLANATORY NOTES

Survey on Special Education Schools	<p>The special education school units of Pre-primary/Primary and Secondary Education are the following:</p> <ul style="list-style-type: none">- Special Kindergartens- Early Intervention Programmes of ELEPAP (Hellenic Society for the Protection and Rehabilitation of the Disabled Children) - Kindergartens- Special Primary Schools- Special Lower Secondary Education Schools- Special Vocational Lower Secondary Education Schools- Special Vocational Education Workshops- Special Upper Secondary Education School- Special Vocational Upper Secondary Education School <p>This survey is conducted, on a yearly basis, aiming at collecting data on the number of pupils enrolled, the school units and the number of teaching staff.</p>
Legal Frame	<p>The survey is conducted by virtue of Regulation 452/2008 of the European Parliament and the Council and implementing Regulation 912/2013 of the European Commission.</p>
Statistical Units	<p>The statistical units are the school units of Special Education.</p>
Coverage	<p>Greece total.</p>
Geographical Classification	<p>The geographical classification is based on Nomenclature of Territorial Units for Statistics.</p>

Map of the 13 Regions (NUTS 2) of Greece



Dissemination of results	The data are posted on a yearly basis on the website of ELSTAT and are published in a relevant Press Release.
Reference period	The data of the survey refer to the end of school year 2020/2021.
Methodology and coverage	The survey on Special Education Schools is an annual, census survey, conducted by ELSTAT. The data are collected from the questionnaires that are filled in by the relevant school units and subsequently they are checked and transmitted to ELSTAT by the relevant Directorates of Primary and Secondary Education of the Ministry.
References	More information, such as tables with the survey results, samples of questionnaires, etc. on the Survey on Special Education Schools, can be found on the webpage of ELSTAT www.statistics.gr , at the link: "Statistics"/ Population and Social Conditions / Education and Training /Special Education (end of the school year)".