

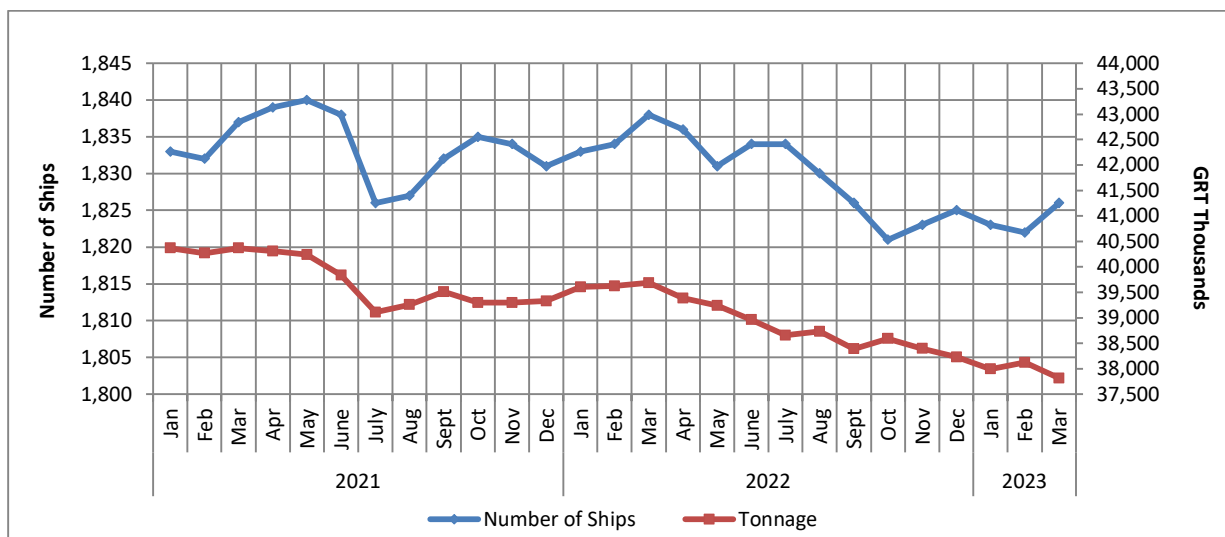


**GREEK MERCHANT FLEET:
March 2023 (Provisional data)**

The Hellenic Statistical Authority (ELSTAT) announces data on the Greek Merchant Fleet (for vessels of 100 GRT¹) for March 2023. Particularly:

- The Greek Merchant Fleet decreased by 0.7% in March 2023 compared with March 2022. An increase of 0.1% was recorded in March 2022 compared with March 2021 (Table 1).
- The gross tonnage of the Greek Merchant Fleet, for vessels of 100 GRT and over, recorded a decrease of 4.7% in March 2023 compared with March 2022. A decrease of 1.7% was recorded in March 2022 compared with March 2021 (Table 1).

Graph 1: Greek Merchant ships of 100 GRT and over: March 2021– March 2023



Information on methodological issues:

Division of Sectoral Statistics
Section of Transport Statistics
P. Tzortzi, F. Georgakopoulou
Tel : +30 213 135 2187 , +30 213 135 3090
E mail: p.tzortzi@statistics.gr
f.georgakopoulou@statistics.gr

Information for data provision:

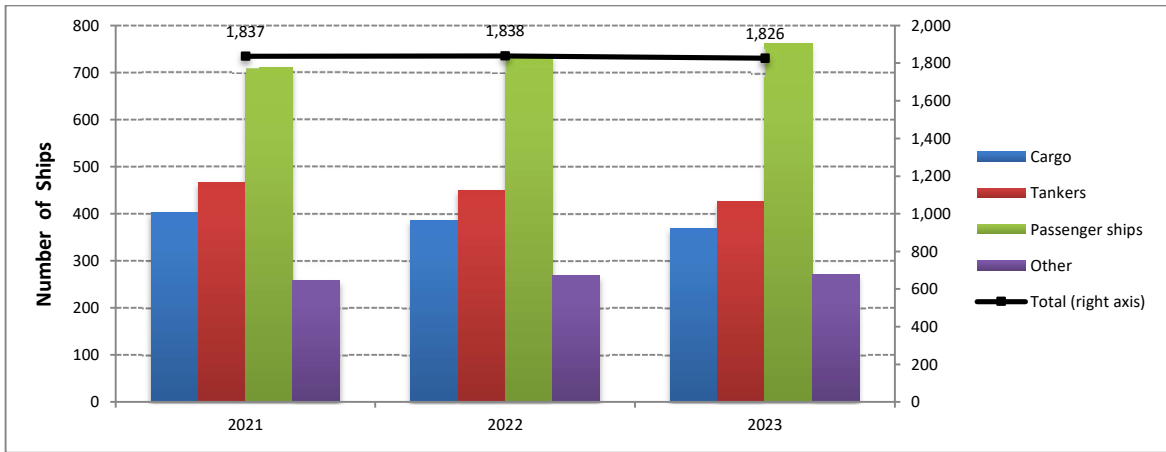
Tel. +30 213 135 2023
E mail: data.dissem@statistics.gr

¹GRT: Gross Tonnage

Table 1: Number and tonnage of Greek Merchant ships of 100 GRT and over, by types of ships, March 2021 – 2023

March										
Types of ships	2021		2022		Change % 2022/2021		2023		Change % 2023/2022	
	Number of Ships	Tonnage (GRT)	Number of Ships	Tonnage (GRT)	Number of Ships	Tonnage (GRT)	Number of Ships	Tonnage (GRT)	Number of Ships	Tonnage (GRT)
Total:	1,837	40,367,294	1,838	39,690,516	0.1	-1.7	1,826	37,816,842	-0.7	-4.7
Cargo	402	11,970,514	386	11,680,446	-4.0	-2.4	369	10,846,246	-4.4	-7.1
Tankers	467	27,019,225	450	26,602,960	-3.6	-1.5	426	25,510,767	-5.3	-4.1
Passenger ships	710	1,283,040	734	1,282,451	3.4	0.0	761	1,317,655	3.7	2.7
Other	258	94,515	268	124,659	3.9	31.9	270	142,174	0.7	14.1

Graph 2a: Number of Greek Merchant ships of 100 GRT and over, by types of ships, March 2021 – 2023



Graph 2b: Tonnage of Greek Merchant Ships of 100 GRT and over, by types of ships, March 2021 – 2023

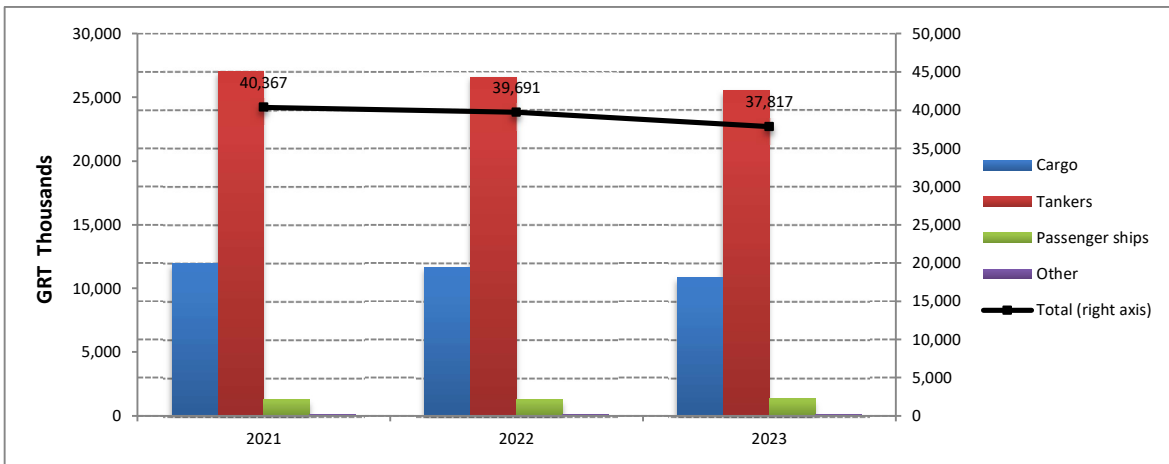


Table 2: Distribution of the Greek Merchant ships of 100 GRT and over, by tonnage groups, March 2021 – 2023

March										
Tonnage Groups	2021		2022		Change % 2022/2021		2023		Change % 2023/2022	
	Number of Ships	Tonnage (GRT)	Number of Ships	Tonnage (GRT)	Number of Ships	Tonnage (GRT)	Number of Ships	Tonnage (GRT)	Number of Ships	Tonnage (GRT)
Total:	1,837	40,367,294	1,838	39,690,516	0.1	-1.7	1,826	37,816,842	-0.7	-4.7
[100-500)	820	203,944	841	205,406	2.6	0.7	861	209,781	2.4	2.1
[500-3,000)	353	439,219	350	442,715	-0.8	0.8	345	433,310	-1.4	-2.1
[3,000-7,000)	74	333,588	74	330,205	0.0	-1.0	78	346,739	5.4	5.0
[7,000-10,000)	24	204,176	23	195,082	-4.2	-4.5	25	209,666	8.7	7.5
[10,000-20,000)	49	718,122	51	741,047	4.1	3.2	49	711,657	-3.9	-4.0
[20,000-30,000)	64	1,686,409	62	1,633,629	-3.1	-3.1	61	1,614,961	-1.6	-1.1
[30,000+)	453	36,781,836	437	36,142,432	-3.5	-1.7	407	34,290,728	-6.9	-5.1

Graph 3: Distribution of Greek Merchant ships of 100 GRT and over, by tonnage groups, March 2021 – 2023

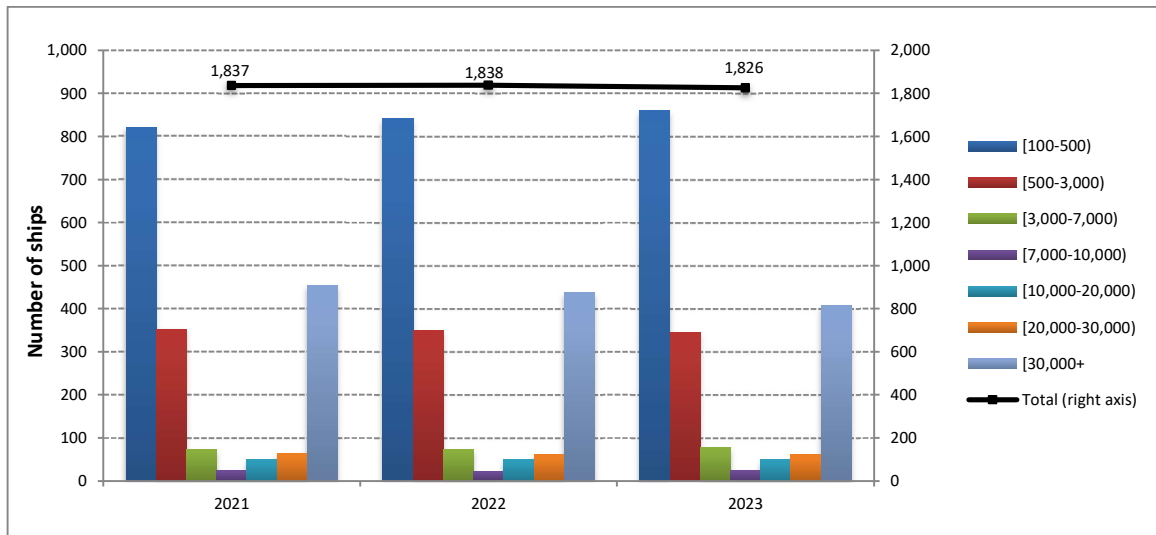
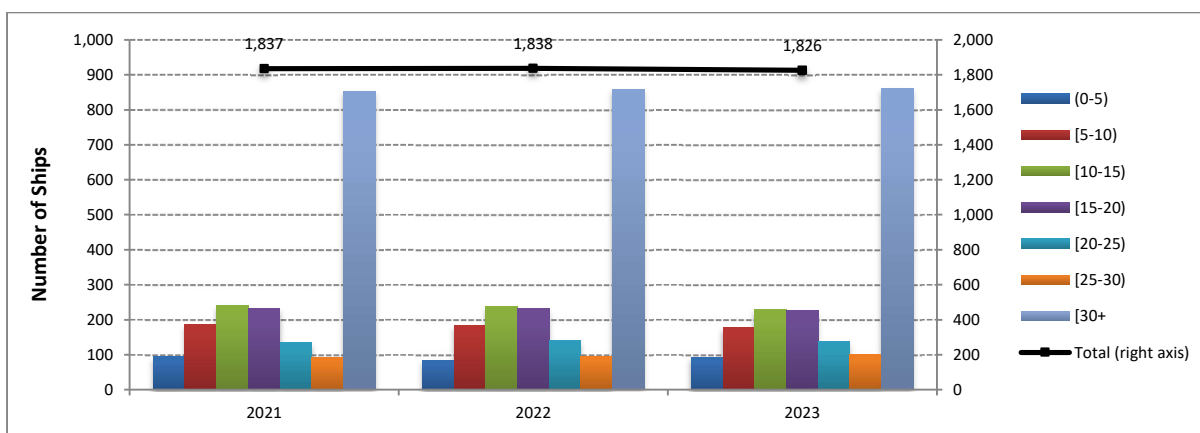


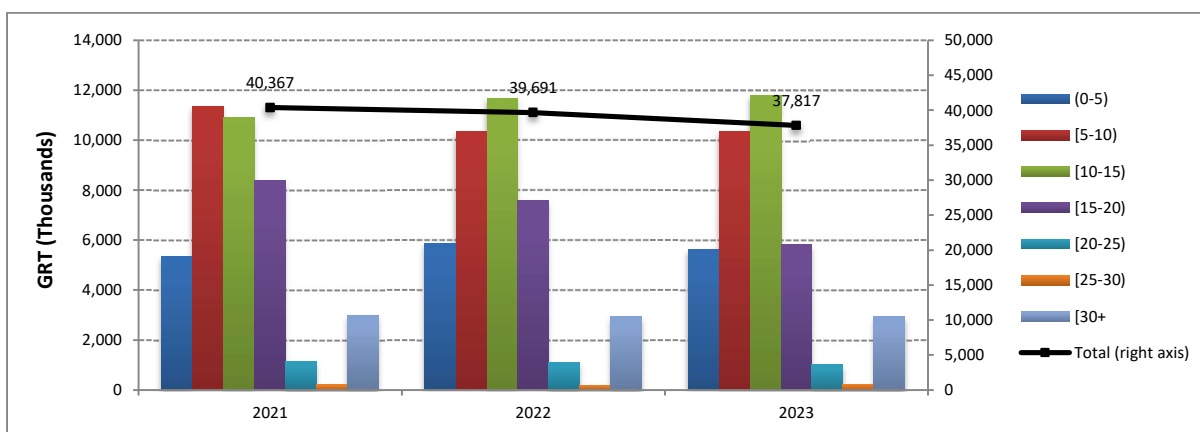
Table 3: Distribution of Greek Merchant ships of 100 GRT and over, by age groups, March 2021 – 2023

March										
2021			2022		Change % 2022/2021		2023		Change % 2023/2022	
Age Groups	Number of Ships	Tonnage (GRT)	Number of Ships	Tonnage (GRT)	Number of Ships	Tonnage (GRT)	Number of Ships	Tonnage (GRT)	Number of Ships	Tonnage (GRT)
Total:	1,837	40,367,294	1,838	39,690,516	0.1	-1.7	1,826	37,816,842	-0.7	-4.7
(0-5)	95	5,330,355	85	5,880,039	-10.5	10.3	94	5,633,473	10.6	-4.2
[5-10)	187	11,361,758	185	10,329,359	-1.1	-9.1	179	10,363,234	-3.2	0.3
[10-15)	241	10,913,255	239	11,666,684	-0.8	6.9	231	11,805,643	-3.3	1.2
[15-20)	233	8,405,010	233	7,579,468	0.0	-9.8	225	5,816,570	-3.4	-23.3
[20-25)	135	1,156,454	141	1,103,434	4.4	-4.6	137	1,021,872	-2.8	-7.4
[25-30)	93	210,293	96	185,760	3.2	-11.7	100	238,264	4.2	28.3
[30+)	853	2,990,169	859	2,945,772	0.7	-1.5	860	2,937,786	0.1	-0.3

Graph 4a: Distribution of Greek Merchant ships 100 GRT and over, by age groups, March 2021 – 2023



Graph 4b: Tonnage of Greek Merchant ships of 100 GRT and over, by age groups, March 2021–2023



METHODOLOGICAL NOTES

Greek Merchant Fleet Survey	The Survey on the Greek Merchant Fleet is conducted on a monthly basis since 1964 without any major methodological changes ever since. The purpose of the survey is to fully record statistical data on the number and basic characteristics of the Greek merchant ships, thus depicting the evolution over the course of time of the Greek merchant fleet.
Legal Framework	The survey is conducted in compliance with the joint Ministerial Decision (No 6792/G-81/11-4-97), signed by the Minister of National Economy and the Minister of Mercantile Marine.
Reference Period	The results of the survey refer <u>to the end of March 2023</u> .
Coverage	The survey covers all domestic Port Authorities, as well as Greek Consular Port Authorities abroad, which keep ship registers. These Authorities have to send a report on a monthly basis to the Hellenic Statistical Authority (ELSTAT), pertaining to the changes in the Greek merchant ships registered in their ship registers.
Definitions	<p>Merchant ship: Seagoing self-propelled vessel, at least of 10 GRT, designed for the carriage of goods, transport of passengers, for fishing, towing or specially fitted out for other commercial maritime activities.</p> <p>Greek merchant fleet: The total number of the merchant ships under Greek flag. The Greek flag carried by these ships means that all their maritime activities (subsidies for ship building, cargo limitations and other tax provisions) are governed by commercial and economic rules which are laid down by the respective Greek authorities.</p> <p>Gross Register Tonnage (GRT): Refers to the spaces within the hull and of the enclosed spaces above the deck which are available for carrying goods, food, passengers and crew, GRT is equal to the volume of 100 cubic feet or 2.83 m³.</p> <p>Net Register Tonnage (NRT): It is derived from the gross tonnage by deducting allowances in respect of spaces used for the crew, navigating and propelling machinery, fuel and water ballasts, and other spaces not used for passengers or cargo.</p> <p>Age of ship: indicated by the year of original construction of the hull or that of the hull containing the engine room.</p>
Methodology	<p>It is an exhaustive survey conducted by all domestic Port Authorities and Greek Consular Port Authorities abroad, which report to ELSTAT, on a monthly basis, on changes in the ships pertaining to: a) new registrations of ships in the ship registers, b) change in the name of a ship, c) change of ownership, d) transfers to or from a different port, e) deletion of a ship from a ship's register, f) final measurement – remeasurement of ships, g) replacement of the ship's engine.</p> <p>All these data, after being dully processed, are used to update, through a specially designed software application, the Official Register of Greek Merchant Ships. This Register is used for the production of monthly and annual statistical results.</p>
References	Further information (tables, charts) concerning the Survey on the Greek Merchant Fleet can be found on the webpage of ELSTAT (www.statistics.gr), under the link: https://www.statistics.gr/el/statistics/-/publication/SMA27