



PRESS RELEASE

SURVEY ON THE ACTIVITIES OF STATE – MUNICIPAL THEATRES AND ORCHESTRAS: 2020

The Hellenic Statistical Authority (ELSTAT) announces the data of the Survey on the activities of State – Municipal Theatres and Orchestras for the period 2019-2020⁽¹⁾.

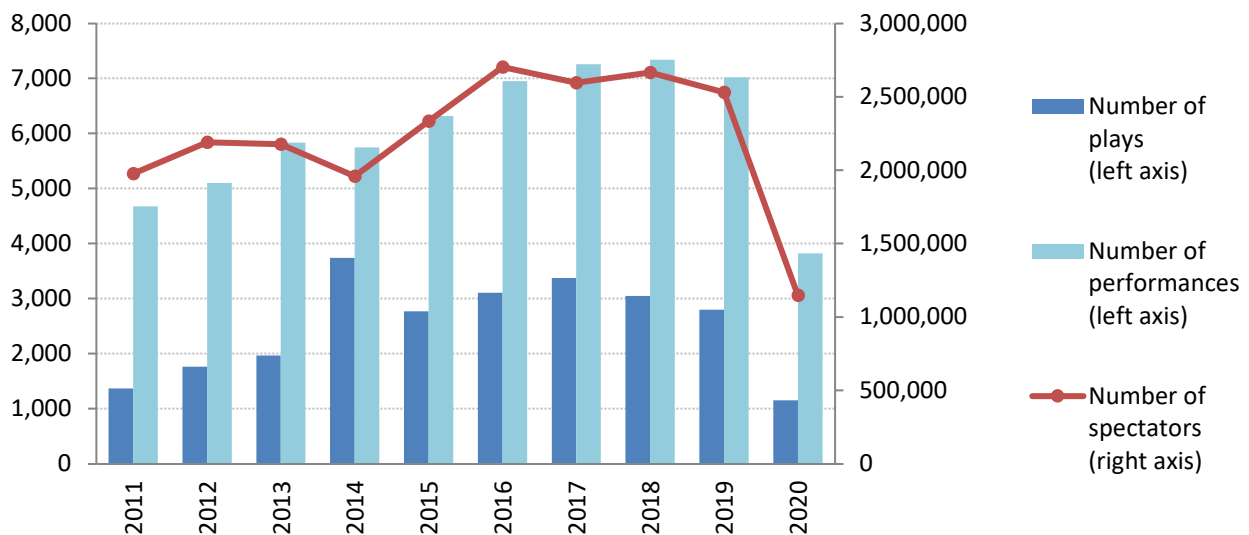
The Survey on the Activities of State Municipal Theatres and Orchestras is a yearly census survey. The survey collects data pertaining to the type of the artistic shows (ancient Greek drama, classical drama and contemporary drama plays, opera, concerts, etc.), as well as to the number of plays, performances, and spectators, by type of show, in state municipal theatres and orchestras.

On the basis of the available data from the survey in State Municipal Theatres and Orchestras conducted in 2020 as regards the activities that took place in 2020 in comparison with 2019, a decrease of 58.9% is recorded in the number of plays, a decrease of 45.6% is observed in the number of performances and a decrease of 54.7% in the number of spectators (Table 1, Graph 1).

As regards the number of spectators in State Municipal Theatres and Orchestras, it is observed that in winter season, the largest number of spectators is recorded for concerts (239,162), children's theatre (224,295) and classical theatre (66,581). Moreover, during the summer season the biggest number of spectators is recorded for concerts (83,816), ancient Greek drama plays (63,448) and Greek comedy plays (27,274) (Table 2, Graph 2).

The total amount of subsidies paid to State Municipal Theatres and Orchestras in 2020 amounted to 49,574,886 euro (Table 3 and Graph 3).

Graph 1: Activities of State – Municipal Theatres and Orchestras, 2011-2020



(1) The reference year of the survey refers to the “theatrical year” which begins on 1st October of year t-1 and ends in September of the next year (year t).

Information on methodological issues:

Sectoral Statistics Division
Tourism and Cultural Statistics Section
Head of the Section: Asimina Katri
Tel: +30 213 135 2168
e-mail: a.katri@statistics.gr

Information for data provision:

Tel. +30 213 135 2022, 2308, 2310
[e-mail: data.dissem@statistics.gr](mailto:data.dissem@statistics.gr)

Table 1: Activities of State – Municipal Theatres and Orchestras, 2019-2020

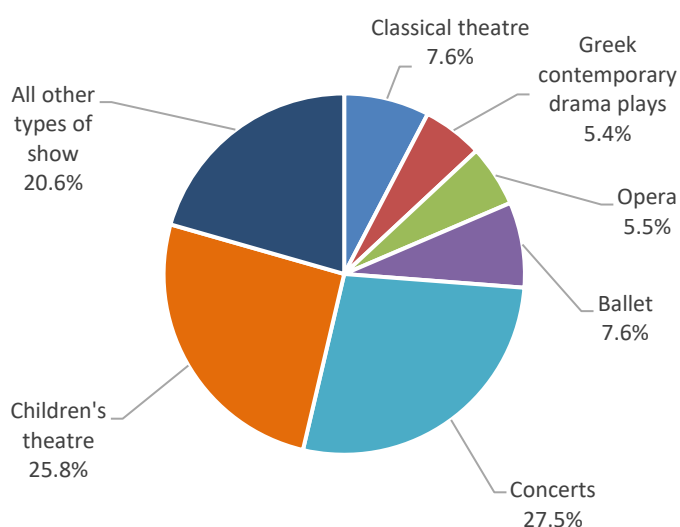
	2019	2020	Change (%) 2020/2019
Number of plays	2,795	1,150	-58.9%
Number of performances	7,017	3,820	-45.6%
Number of spectators	2,529,723	1,146,301	-54.7%

Table 2: Activities of State – Municipal Theatres and Orchestras, by type of show and period, 2020

Type of show	Winter season			Summer season		
	Number of plays	Number of performances	Number of spectators	Number of plays	Number of performances	Number of spectators
Ancient Greek drama	2	4	570	33	79	63,448
Classical theatre	21	315	66,581	11	37	9,104
Modern Drama	6	111	27,574	6	21	9,360
Satirical plays	13	14	850	4	19	3,840
Foreign comedy plays	8	128	23,390	13	14	7,551
Greek comedy plays	20	214	21,865	49	66	27,274
Foreign contemporary drama plays	17	196	16,242	10	13	7,358
Greek contemporary drama plays	17	329	46,972	22	50	11,328
Boulevard theatre	0	0	0	0	0	0
Romantic comedy	6	7	1,669	4	4	1,175
Musical theatre	16	52	11,018	5	5	1,324
Opera	40	78	48,095	4	8	4,919
Operetta	4	17	14,755	3	3	7,500
Ballet	17	77	66,460	3	3	1,228
Concerts	299	418	239,162	162	215	83,816
Dance	28	48	26,278	9	12	2,927
Children's theatre	95	999	224,295	43	59	17,524
Other	91	151	34,706	69	54	16,143
Total	700	3,158	870,482	450	662	275,819

Graph 2: Activities of State – Municipal Theatres and Orchestras (number of spectators), by type of show, 2020

a. Winter season



b. Summer season

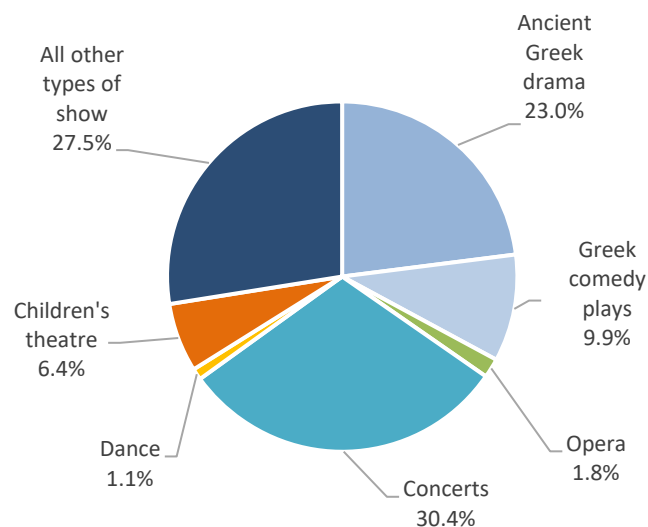


Table 3 and Graph 3: Subsidies paid to State – Municipal Theatres and Orchestras, 2011-2020

Year	Subsidies (in euro)
2011	42,859,416
2012	42,825,618
2013	54,730,305
2014	30,048,360
2015	30,801,600
2016	35,788,267
2017	41,337,129
2018	54,053,581
2019	41,798,193
2020	49,574,886

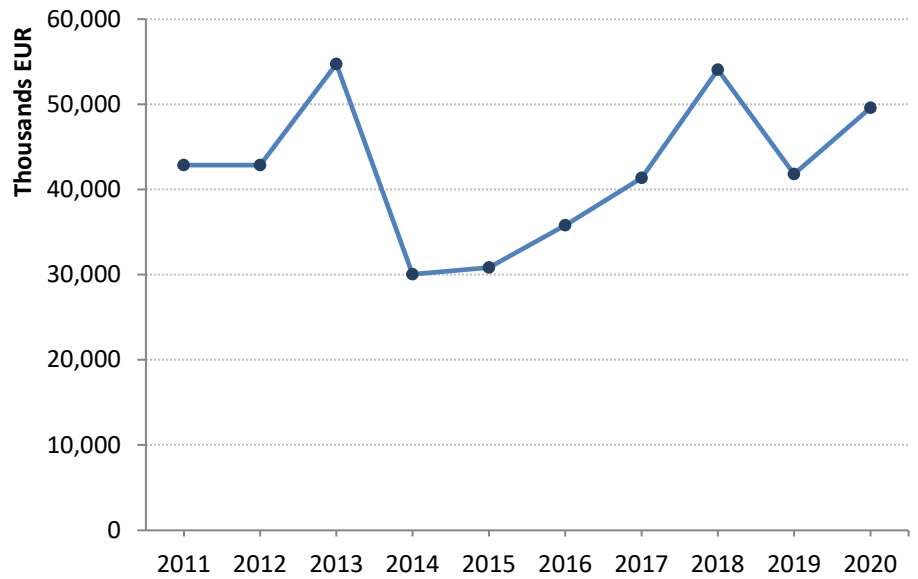
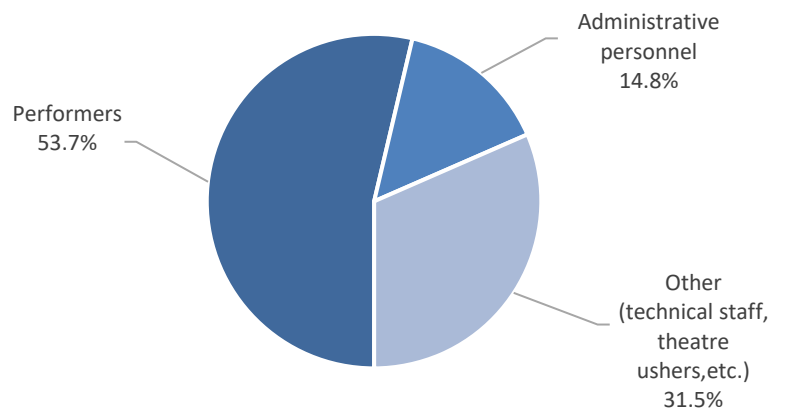


Table 4: Capacity of the facilities of State – Municipal Theatres and Orchestras, for years 2018, 2019 and 2020

	2018	2019	2020
Number of seats	101,457	91,632	75,719
Surface area of halls (m ²)	37,193	38,670	21,779
Surface area of stages (m ²)	16,751	18,585	15,790
Surface area of dressing rooms (m ²)	10,824	11,924	9,981
Surface area of foyers (m ²)	21,455	22,974	22,278

Table and Graph 5: Persons employed in State – Municipal Theatres and Orchestras, 2020

Performers	1,870
Administrative personnel	515
Other (technical staff, theatre ushers, etc.)	1,098
Total personnel	3,483



EXPLANATORY NOTES

Survey on the activities of State – Municipal Theatre and Orchestras The Survey on the Activities of State – Municipal Theaters and Orchestras is carried out since 1970. The survey collects data on the activities of the state municipal theatres and orchestras by type of show, and more specifically data on the number of plays and performances, as well as the number of spectators. Moreover, the survey collects data on the capacity of theatres' facilities, their personnel, and the subsidies. This survey presents the activity of 108 State – Municipal Theaters and Orchestras.

Legal framework The survey is conducted by virtue of the Law 3832/2010, as amended and in force.

Reference Period Theatrical year 1/10/2019-30/9/2020

Methodology The survey is a census survey and is carried out on an annual basis. The reference year of the survey refers to the theatrical year, which begins on 1st October of year t-1 and ends in September of the next year (year t). The data are collected from the State Theatres of Greece, such as the Odeon of Herodes Atticus, the Ancient Theatre of Epidavros, the Municipal Regional Theatres and Orchestras and other Municipal Theatres.

References More information on the Survey on the Activities of State – Municipal Theaters and Orchestras are available on the website of the Hellenic Statistical Authority (ELSTAT) (www.statistics.gr) at:
<https://www.statistics.gr/en/statistics/-/publication/SCI15/>