

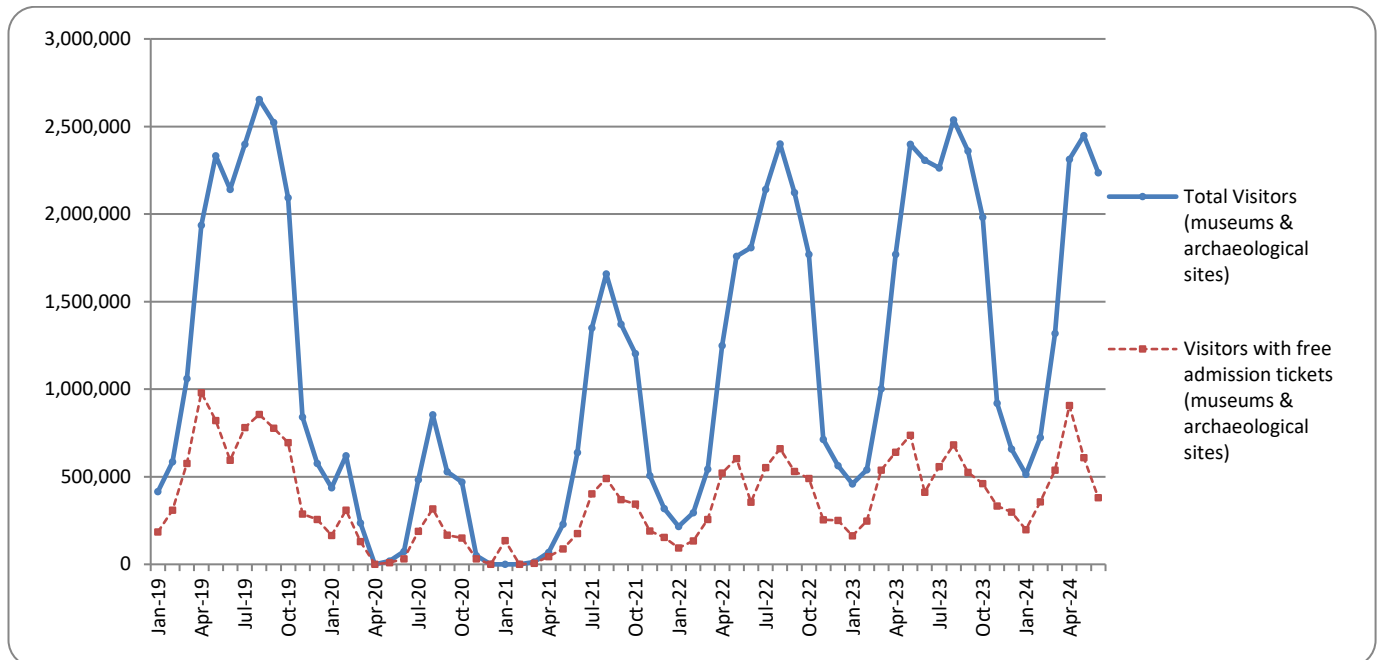


SURVEY ON MUSEUMS AND ARCHAEOLOGICAL SITES ATTENDANCE JUNE 2024

The Hellenic Statistical Authority (ELSTAT) announces the results of the *Survey on Museums and Archaeological Sites Attendance* for June 2024. More specifically:

- During June 2024 compared with the corresponding month of 2023, museums recorded an 11.2% increase in the number of visitors, a 6.5% decrease in the number of free admission visitors and a 20.6% increase in their receipts (Table 1).
- As regards archaeological sites, in June 2024 compared with the corresponding month of 2023, a decrease of 8.5% was recorded in the number of visitors, of 8.2% in the number of free admission visitors and of 6.8% in the corresponding receipts (Table 1).
- During the six-month period from January to June 2024, compared with the corresponding period of 2023, an increase of 17.5% was recorded in the number of visitors of museums, of 3.6% in the number of free admission visitors and of 24.1% in the relevant receipts (Table 2).
- As regards archaeological sites, during the six-month period from January to June 2024, compared with the corresponding period of 2023, an increase of 10.5% was recorded in the number of visitors, of 12.9% in the number of free admission visitors and of 9.5% in the relevant receipts (Table 2).

Graph 1: Visitors of Museums and Archaeological sites (January 2019 – June 2024)



Information on methodological issues:

Sectoral Statistics Division
Tourism and Culture Statistics Section
Head of Section: Eleni Papadopoulou
Tel: +30 213 135 2168
e-mail: e.papadopoulou@statistics.gr

Information for data provision:

Tel. +30 213 135 2022, 2308, 2310
e-mail: data.dissem@statistics.gr

**TABLE 1: VISITORS OF MUSEUMS AND ARCHAEOLOGICAL SITES - TOTAL RECEIPTS
(JUNE 2023 & JUNE 2024)**

I. NUMBER OF VISITORS			
Museums and Archaeological sites	2023	2024	Change 2024/2023
Total number of visitors (A+B)	2,308,310	2,236,307	-3.1%
A. Museums (C+E)	628,052	698,275	11.2%
Acropolis Museum	222,673	246,932	10.9%
National Archaeological	63,259	60,184	-4.9%
Ancient Olympia ⁽³⁾	9,372	34,420	267.3%
Palace of the Grand Master (Rhodes)	44,983	43,967	-2.3%
Herakleion Archaeological (Crete)	33,936	42,773	26.0%
White Tower	23,142	18,937	-18.2%
Delphi ⁽³⁾	20,759	43,463	109.4%
Other museums ⁽²⁾	209,928	207,599	-1.1%
B. Archaeological Sites (D+F)	1,680,258	1,538,032	-8.5%
Epidavros ⁽¹⁾	55,542	49,464	-10.9%
The Acropolis of Mycenae & Atreus' Treasure	51,569	46,011	-10.8%
The Acropolis of Athens	494,508	525,103	6.2%
Sounio	46,005	45,629	-0.8%
The Acropolis of Lindos	102,017	87,900	-13.8%
Royal Tombs of Vergina	19,106	17,271	-9.6%
Ancient Olympia ⁽³⁾	58,511	34,458	-41.1%
Knossos (Crete)	123,300	118,874	-3.6%
Phaistos (Crete)	9,546	9,085	-4.8%
Ancient Korinthos ⁽¹⁾	23,032	24,509	6.4%
Mystras ⁽¹⁾	15,256	12,181	-20.2%
Delphi ⁽³⁾	53,601	22,855	-57.4%
Other archaeological sites ⁽²⁾	628,265	544,692	-13.3%
II. VISITORS WHO PAID TICKET			
	2023	2024	Change 2024/2023
Total number of visitors who paid ticket (C+D)	1,897,086	1,856,309	-2.1%
C. Museums ⁽²⁾	483,083	562,720	16.5%
D. Archaeological sites ⁽²⁾	1,414,003	1,293,589	-8.5%
III. VISITORS WITH FREE ADMISSION TICKETS			
	2023	2024	Change 2024/2023
Total number of visitors with free admission ticket (E+F)	411,224	379,998	-7.6%
E. Museums	144,969	135,555	-6.5%
F. Archaeological sites	266,255	244,443	-8.2%
IV. RECEIPTS (euros)			
	2023	2024	Change 2024/2023
Total Receipts (G+H)	23,206,536	22,991,253	-0.9%
G. Museums	4,981,244	6,005,605	20.6%
H. Archaeological sites	18,225,292	16,985,648	-6.8%

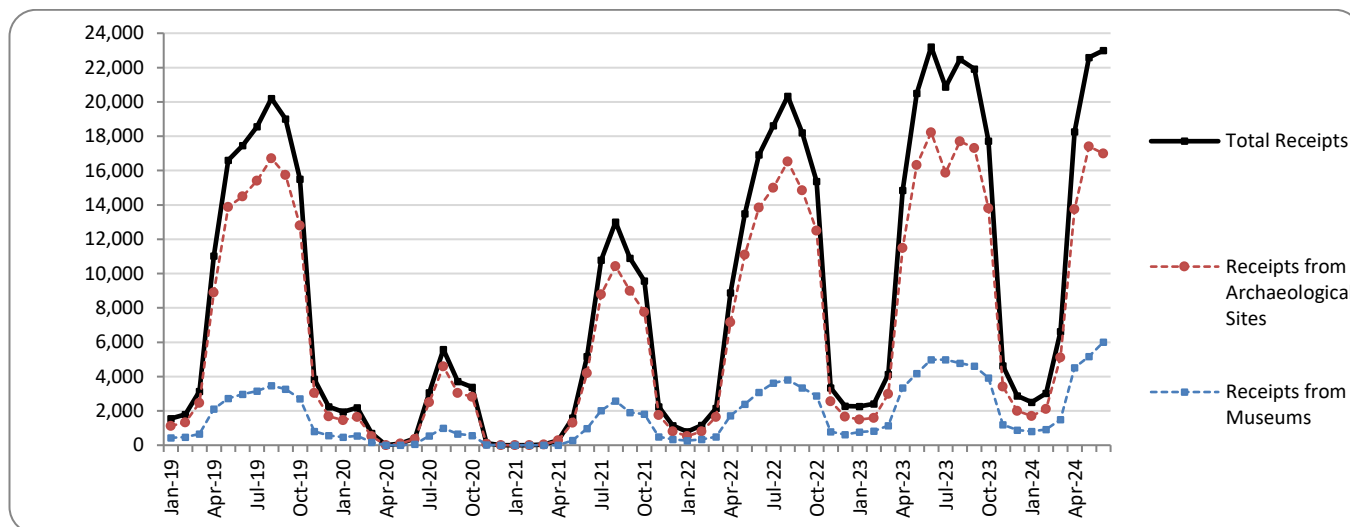
⁽¹⁾ Flat rate ticket, valid both for the museum and the archaeological site.

⁽²⁾ Revised data for 2023, due to the transmission of updated data from administrative sources.

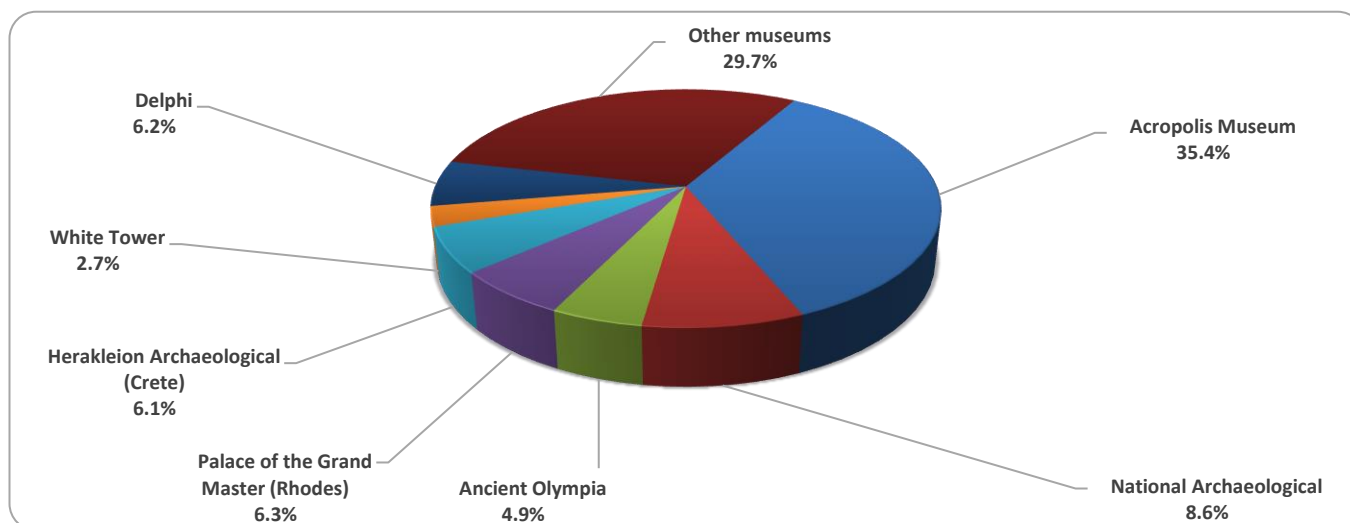
⁽³⁾ Since April 2024 tickets can be purchased online from the museums of Ancient Olympia and Delphi, covering the visit both to the museum and to the corresponding archaeological site, and cannot be monitored separately.

The following graphs depict the evolution of the receipts of Museums and Archaeological Sites (Graph 2), as well as the number of visitors by Museum (Graph 3) and by Archaeological Site (Graph 4).

Graph 2: Receipts from Museums and Archaeological Sites (January 2019 – June 2024)
(in thousand euro)



Graph 3: Percentage distribution of visitors by Museum, June 2024



Graph 4: Percentage distribution of visitors by Archaeological site, June 2024

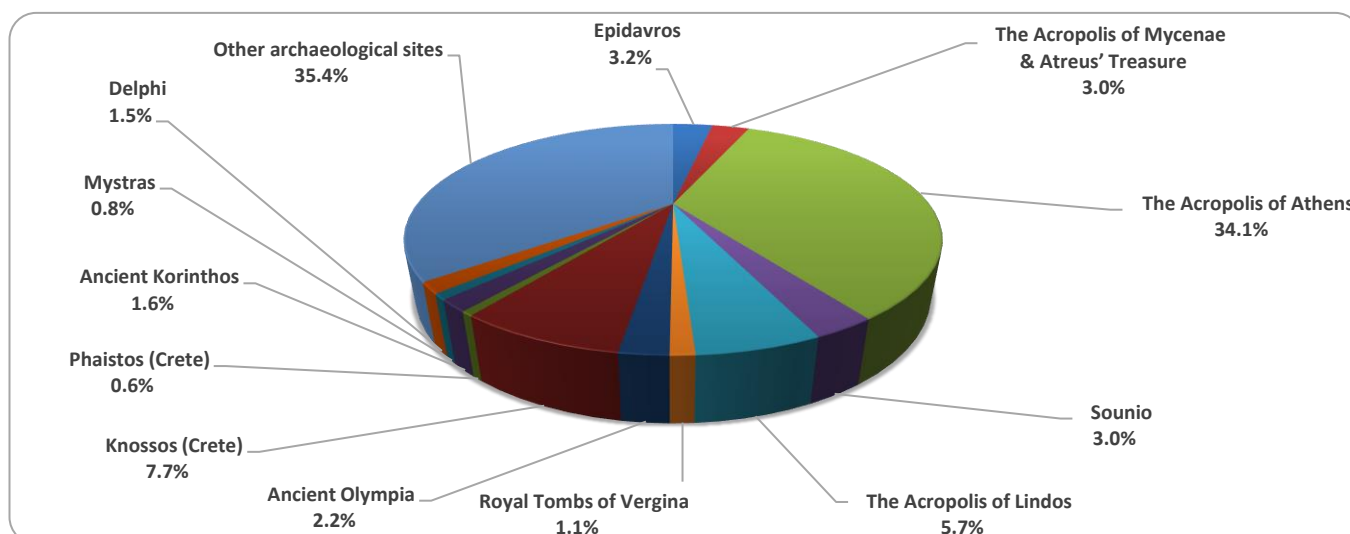


TABLE 2: VISITORS OF MUSEUMS AND ARCHAEOLOGICAL SITES - TOTAL RECEIPTS
(2022, 2023, JANUARY - JUNE 2023, 2024)

I. VISITORS					
Museums and Archaeological sites	2022	2023	JANUARY-JUNE		change 2024/2023
			2023	2024	
Total number of visitors (A+B)	15,583,552	19,201,226	8,478,495	9,554,147	12.7%
A. Museums (C+E)	4,636,901	5,792,286	2,675,234	3,143,101	17.5%
Acropolis Museum	1,397,353	1,900,950	921,636	1,009,799	9.6%
National Archaeological Ancient Olympia ⁽³⁾	474,821	642,318	296,079	319,432	7.9%
Palace of the Grand Master (Rhodes)	85,179	85,410	38,115	127,306	234.0%
Herakleion Archaeological (Crete)	263,521	333,081	125,728	130,593	3.9%
White Tower ⁽²⁾	249,715	294,839	109,206	137,677	26.1%
Delphi ⁽³⁾	193,916	259,775	113,570	100,220	-11.8%
Other museums ⁽²⁾	151,512	203,445	110,819	237,267	114.1%
B. Archaeological Sites (D+F)	10,946,651	13,408,940	5,803,261	6,411,046	10.5%
Epidavros ⁽¹⁾	1,820,884	2,072,468	960,081	1,080,807	12.6%
The Acropolis of Mycenae & Atreus' Treasure	393,077	525,982	260,067	277,686	6.8%
The Acropolis of Athens	372,448	510,507	262,853	295,176	12.3%
Sounio	3,019,841	3,958,405	1,778,944	2,272,530	27.7%
The Acropolis of Lindos	314,506	393,927	187,527	216,392	15.4%
Royal Tombs of Vergina	596,331	629,089	237,026	230,739	-2.7%
Ancient Olympia ⁽³⁾	168,444	202,122	111,096	144,792	30.3%
Knossos (Crete)	338,365	481,211	194,320	140,408	-27.7%
Phaistos (Crete)	831,320	959,110	342,091	361,307	5.6%
Ancient Korinthos ⁽¹⁾	74,817	79,934	30,527	29,693	-2.7%
Mystras ⁽¹⁾	153,616	210,465	96,550	121,707	26.1%
Delphi ⁽³⁾	139,512	151,508	68,959	72,802	5.6%
Other archaeological sites ⁽²⁾	332,870	482,293	235,781	167,164	-29.1%
	4,211,504	4,824,387	1,997,520	2,080,650	4.2%
II. VISITORS WHO PAID TICKET					
	2022	2023	JANUARY-JUNE		change 2024/2023
			2023	2024	
Total number of visitors who paid ticket (C+D)	10,877,516	13,605,359	5,740,588	6,563,974	14.3%
C. Museums ⁽²⁾	2,883,216	3,681,386	1,586,861	2,015,957	27.0%
D. Archaeological site ⁽²⁾	7,994,300	9,923,973	4,153,727	4,548,017	9.5%
III. VISITORS WITH FREE ADMISSION TICKETS					
	2022	2023	JANUARY-JUNE		change 2024/2023
			2023	2024	
Total number of visitors with free admission ticket (E+F)	4,706,036	5,595,867	2,737,907	2,990,173	9.2%
E. Museums ⁽²⁾	1,753,685	2,110,900	1,088,373	1,127,144	3.6%
F. Archaeological sites	2,952,351	3,484,967	1,649,534	1,863,029	12.9%
IV. RECEIPTS (euros)					
	2022	2023	JANUARY-JUNE		change 2024/2023
			2023	2024	
Total Receipts (G+H)	121,535,113	157,852,657	67,349,416	75,989,136	12.8%
G. Museums	23,361,465	35,617,601	15,233,253	18,901,285	24.1%
H. Archaeological sites	98,173,648	122,235,056	52,116,163	57,087,851	9.5%

⁽¹⁾ Flat rate ticket, valid both for the museum and the archaeological site.

⁽²⁾ Revised data for 2023, due to the transmission of updated data from administrative sources.

⁽³⁾ Since April 2024 tickets can be purchased online from the museums of Ancient Olympia and Delphi, covering the visit both to the museum and to the corresponding archaeological site, and cannot be monitored separately.

EXPLANATORY NOTES

Survey on Museums and Archaeological Sites Attendance	<p>The Survey on Museums and Archaeological Sites Attendance has been producing results since 1970. The survey collects data from the Hellenic Organization of Cultural Resources Development (HOCRED), supervised by the Ministry of Culture and Sports, on the number of visitors and the receipts from the tickets sold in the Museums and Archaeological sites of the country. The corresponding data for the Acropolis Museum is available from December 2009 onwards.</p>
Legal Framework	<p>The survey is conducted since 1970 on a regular basis and it produces results on a monthly and yearly basis, in compliance with the Joint Ministerial Decision 15189/B379/73.</p>
Reference Period	<p>1/6/2024 - 30/6/2024</p>
Methodology and Definitions	<p>The survey is conducted on a monthly basis from data mainly collected from the Hellenic Organization of Cultural Resources Development (HOCRED), supervised by the Ministry of Culture and Sports, on the number of visitors and the receipts from the tickets sold in the Museums and Archaeological sites of the Country. ELSTAT tabulates and presents the data for the whole of the Country, by month and by year.</p> <p>Number of flat rate tickets:</p> <p>From April 1999 onwards, in some museums and the nearby archaeological sites, in addition to the ordinary ticket, a new “flat rate ticket” was established, which is valid for both the museum and the nearby archaeological site. The total number of these flat rate tickets for June 2024 was 114,844</p>
References	<p>More information on the Survey on Museums and Archaeological Sites Attendance and detailed time series are available on: http://www.statistics.gr/en/statistics/-/publication/SCI21/</p>