



ISSUING OF MOTOR VEHICLE LICENSES: JULY 2023

The Hellenic Statistical Authority announces that in July 2023, 22,044 road motor cars (both new and used from abroad) were put into circulation for the first time, recording an increase 7.8% compared with the corresponding month of 2022 when the number of road motor cars was 20,456. In July 2022, a 2.7% decrease had been observed in comparison with the corresponding month of 2021 (Table 1, Graphs 1,2,3,5). A total number of 13,382 new cars were put into circulation in July 2023 compared with 11,706 in July 2022, recording an increase 14.3%.

The new motorcycles over 50cc (both new and used from abroad) that were put into circulation for the first time in July 2023 amounted to 8,461, against 7,491 in July 2022, thus recording a 12.9% increase. In July 2022, an 18.9% increase had been observed in comparison with the corresponding month of 2021 (Table 1, Graph 4). Out of the above motorcycles 8,060 were new, while the corresponding figure in July 2022 was 7,002, recording a 15.1% increase.

During the period January - July 2023, 147,735 road motor cars (both new and used from abroad) were put into circulation for the first time, representing an increase of 12.4% compared to the corresponding period of 2022 when the number of road motor cars was 131,476. During the period January - July 2022 an increase of 3.8% had been observed in comparison with the corresponding period of 2021 (Table 3, Graphs 6,7). Out of the above number of road motor cars that were put into circulation from January to July 2023 89,748 were new, while the corresponding number during the respective period of 2022 was 71,541, recording an increase of 25.4%.

During the period January - July 2023 the circulation of new motorcycles over 50cc (both new and used from abroad) amounted to 44,016 against 39,177 in the respective period of 2022, thus representing a 12.4% increase. An increase of 26.1% had been observed during the period January - July 2022 in comparison with the corresponding period of 2021 (Table 3, Graphs 6,7). A total number of 41,667 new motorcycles were put into circulation, from January to July 2023, compared with 36,211 during the corresponding period of 2022, recording a 15.1% increase.

Information on methodological issues:

Sectoral Statistics Division

Transport Statistics Section

Elpida Kleftogianni, Konstantinos Menexes

Tel: +30 213 135 3087, +30 213 135 3055

e-mail: e.kleftogianni@statistics.gr, k.menexes@statistics.gr

Information for data provision:

Tel: +30 213 135 2022

e-mail: data.dissem@statistics.gr

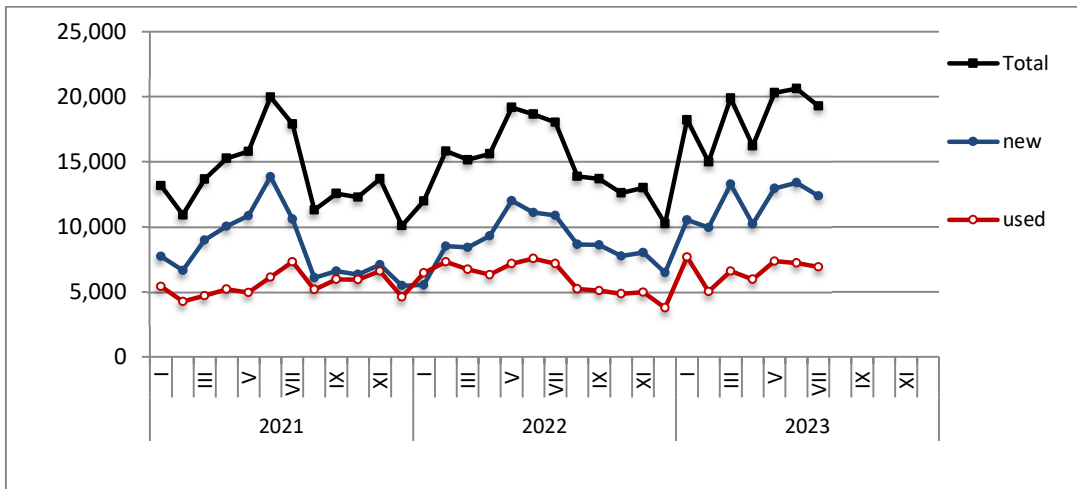
Table 1. Road motor vehicles, both new and used, put into circulation for the first time in Greece: July 2021 - 2023

Category of Road Motor Vehicles	July									Change (%)					
	2021			2022			2023			2022/2021			2023/2022		
	Total	New	Used	Total	New	Used	Total	New	Used	Total	New	Used	Total	New	Used
Greece, total															
Road Motor Vehicles,total	27,318	17,311	10,007	27,947	18,708	9,239	30,505	21,442	9,063	2.3%	8.1%	-7.7%	9.2%	14.6%	-1.9%
1. Road motor cars	21,018	11,611	9,407	20,456	11,706	8,750	22,044	13,382	8,662	-2.7%	0.8%	-7.0%	7.8%	14.3%	-1.0%
Passenger Cars	17,907	10,587	7,320	18,046	10,875	7,171	19,295	12,380	6,915	0.8%	2.7%	-2.0%	6.9%	13.8%	-3.6%
Buses	127	45	82	101	24	77	92	25	67	-20.5%	-46.7%	-6.1%	-8.9%	4.2%	-13.0%
Lorries	2,984	979	2,005	2,309	807	1,502	2,657	977	1,680	-22.6%	-17.6%	-25.1%	15.1%	21.1%	11.9%
2. Motorcycles > 50 cc	6,300	5,700	600	7,491	7,002	489	8,461	8,060	401	18.9%	22.8%	-18.5%	12.9%	15.1%	-18.0%
Prefecture of Attica															
Road Motor Vehicles,total	13,772	10,090	3,682	15,075	11,215	3,860	16,644	13,093	3,551	9.5%	11.1%	4.8%	10.4%	16.7%	-8.0%
1. Road motor cars	11,115	7,554	3,561	12,283	8,527	3,756	13,198	9,758	3,440	10.5%	12.9%	5.5%	7.4%	14.4%	-8.4%
Passenger Cars	9,915	6,974	2,941	11,166	7,927	3,239	12,042	9,126	2,916	12.6%	13.7%	10.1%	7.8%	15.1%	-10.0%
Buses	34	16	18	47	14	33	41	7	34	38.2%	-12.5%	83.3%	-12.8%	-50.0%	3.0%
Lorries	1,166	564	602	1,070	586	484	1,115	625	490	-8.2%	3.9%	-19.6%	4.2%	6.7%	1.2%
2. Motorcycles > 50 cc	2,657	2,536	121	2,792	2,688	104	3,446	3,335	111	5.1%	6.0%	-14.0%	23.4%	24.1%	6.7%

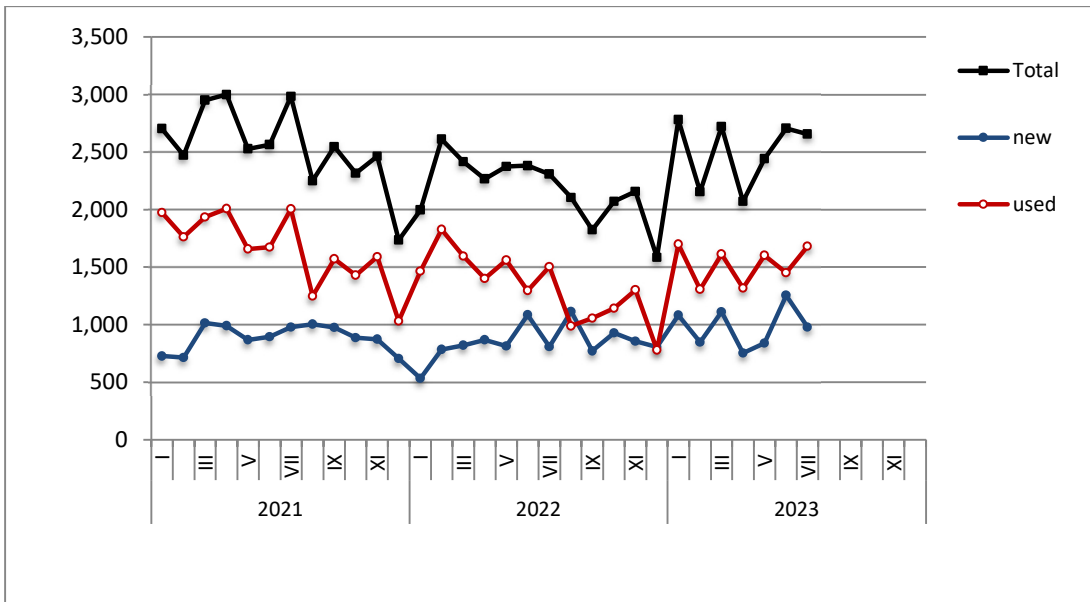
Table 2. Road motor vehicles, both new and used, put into circulation for the first time in Greece: August 2021 – July 2023

Category of Road Motor Vehicles	Average Aug. 2021 - Jul. 2022			Average Aug. 2022 - Jul. 2023			Change (%)		
	Average Aug. 2022 - Jul. 2023 / Average Aug. 2021 - Jul. 2022								
	Total	New	Used	Total	New	Used	Total	New	Used
Greece, total									
Road Motor Vehicles,total	21,690	13,346	8,344	23,844	16,250	7,594	9.9%	21.8%	-9.0%
1. Road motor cars	16,947	8,981	7,966	18,449	11,156	7,293	8.9%	24.2%	-8.4%
Passenger Cars	14,527	8,106	6,421	16,077	10,188	5,889	10.7%	25.7%	-8.3%
Buses	114	28	86	99	23	76	-13.2%	-17.9%	-11.6%
Lorries	2,306	847	1,459	2,273	945	1,328	-1.4%	11.6%	-9.0%
2. Motorcycles > 50 cc	4,743	4,365	378	5,395	5,094	301	13.7%	16.7%	-20.4%

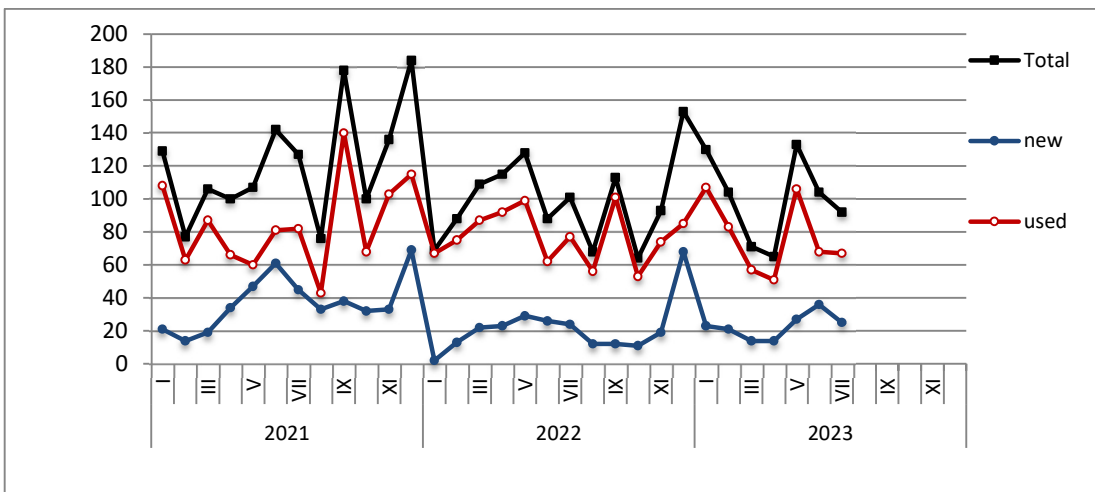
Graph 1: Passenger Cars (January 2021 – July 2023)



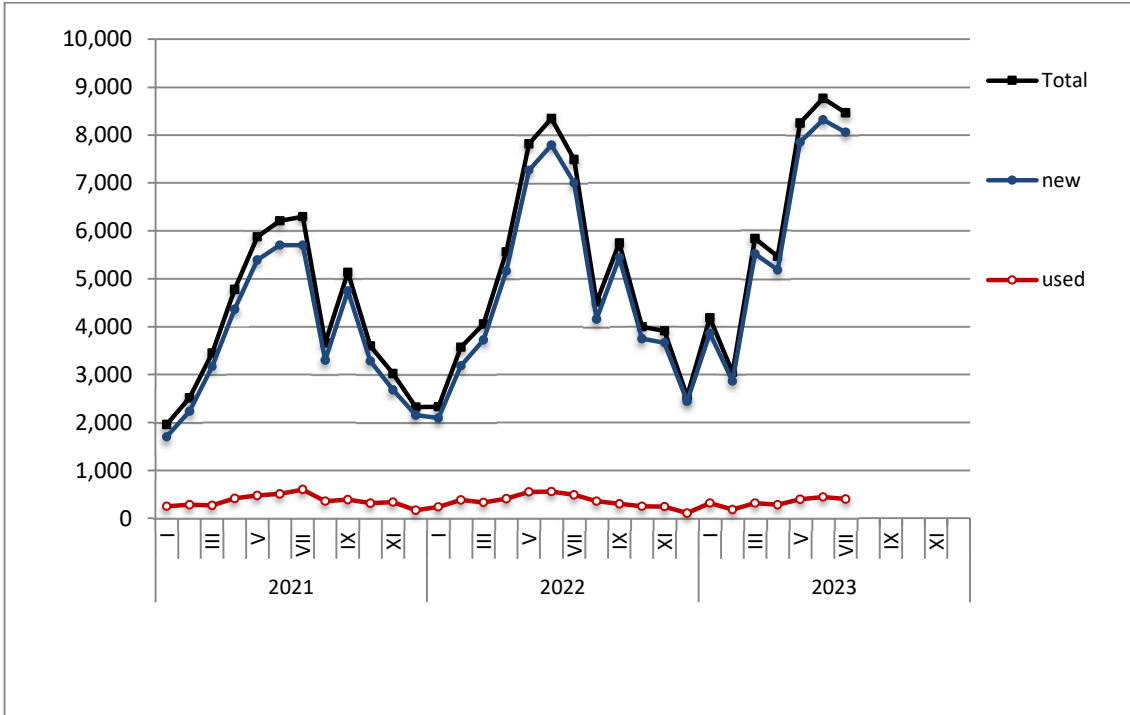
Graph 2: Lorries (January 2021 – July 2023)



Graph 3: Buses (January 2021 – July 2023)



Graph 4: Motorcycles (January 2021 – July 2023)



Graph 5: New Registrations of Motor Vehicles (July 2023)

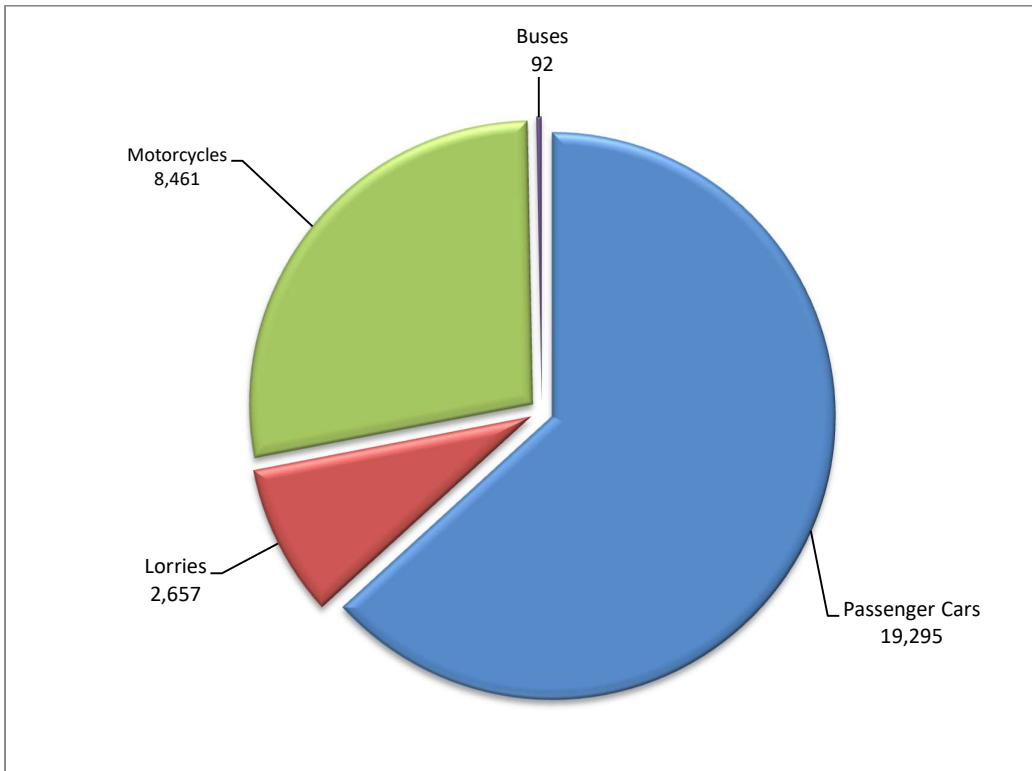
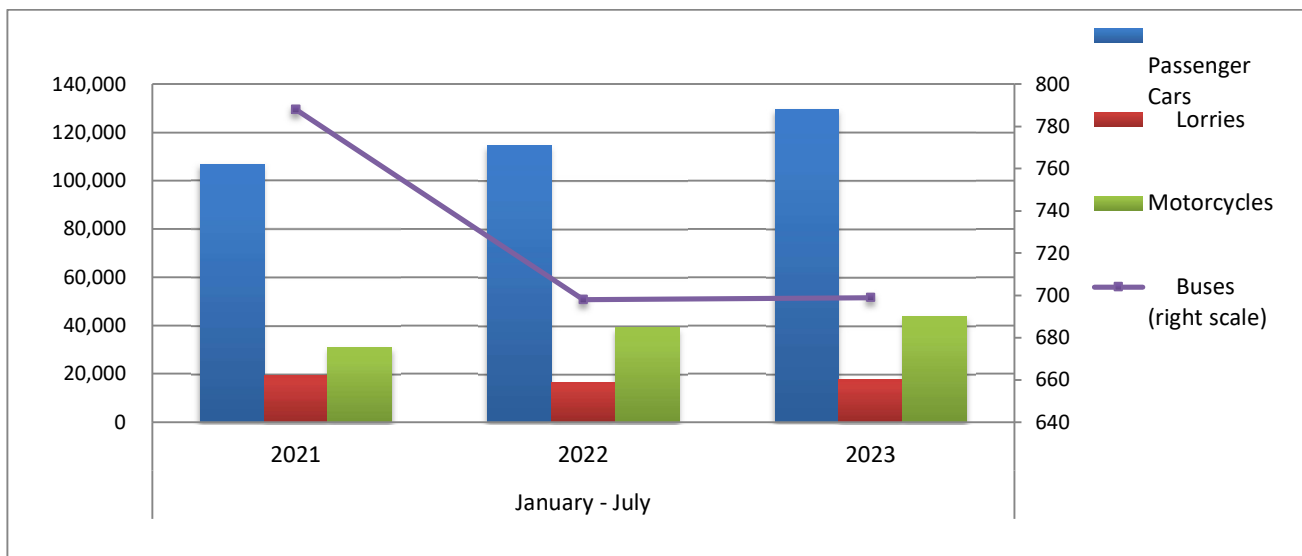


Table 3. Road motor vehicles, both new and used, put into circulation for the first time in Greece: January - July, years 2021 till 2023															
Category of Road Motor Vehicles	January - July									Change (%)					
	2021			2022			2023			2022/2021			2023/2022		
	Total	New	Used	Total	New	Used	Total	New	Used	Total	New	Used	Total	New	Used
Greece, total															
Road Motor Vehicles,total	157,738	103,384	54,354	170,653	107,752	62,901	191,751	131,415	60,336	8.2%	4.2%	15.7%	12.4%	22.0%	-4.1%
1. Road motor cars	126,661	75,118	51,543	131,476	71,541	59,935	147,735	89,748	57,987	3.8%	-4.8%	16.3%	12.4%	25.4%	-3.3%
Passenger Cars	106,669	68,688	37,981	114,420	65,692	48,728	129,502	82,726	46,776	7.3%	-4.4%	28.3%	13.2%	25.9%	-4.0%
Buses	788	241	547	698	139	559	699	160	539	-11.4%	-42.3%	2.2%	0.1%	15.1%	-3.6%
Lorries	19,204	6,189	13,015	16,358	5,710	10,648	17,534	6,862	10,672	-14.8%	-7.7%	-18.2%	7.2%	20.2%	0.2%
2. Motorcycles > 50 cc	31,077	28,266	2,811	39,177	36,211	2,966	44,016	41,667	2,349	26.1%	28.1%	5.5%	12.4%	15.1%	-20.8%
Prefecture of Attica															
Road Motor Vehicles,total	84,122	63,956	20,166	90,073	64,953	25,120	106,762	82,335	24,427	7.1%	1.6%	24.6%	18.5%	26.8%	-2.8%
1. Road motor cars	69,733	50,203	19,530	73,011	48,678	24,333	87,082	63,362	23,720	4.7%	-3.0%	24.6%	19.3%	30.2%	-2.5%
Passenger Cars	62,458	46,692	15,766	65,787	44,829	20,958	79,263	58,865	20,398	5.3%	-4.0%	32.9%	20.5%	31.3%	-2.7%
Buses	185	68	117	277	64	213	343	93	250	49.7%	-5.9%	82.1%	23.8%	45.3%	17.4%
Lorries	7,090	3,443	3,647	6,947	3,785	3,162	7,476	4,404	3,072	-2.0%	9.9%	-13.3%	7.6%	16.4%	-2.8%
2. Motorcycles > 50 cc	14,389	13,753	636	17,062	16,275	787	19,680	18,973	707	18.6%	18.3%	23.7%	15.3%	16.6%	-10.2%

Graph 6. New Motor Vehicles Circulation Licenses: January – July, years 2021 till 2023



Graph 7. New Registrations of Motor Vehicles: January – July 2023

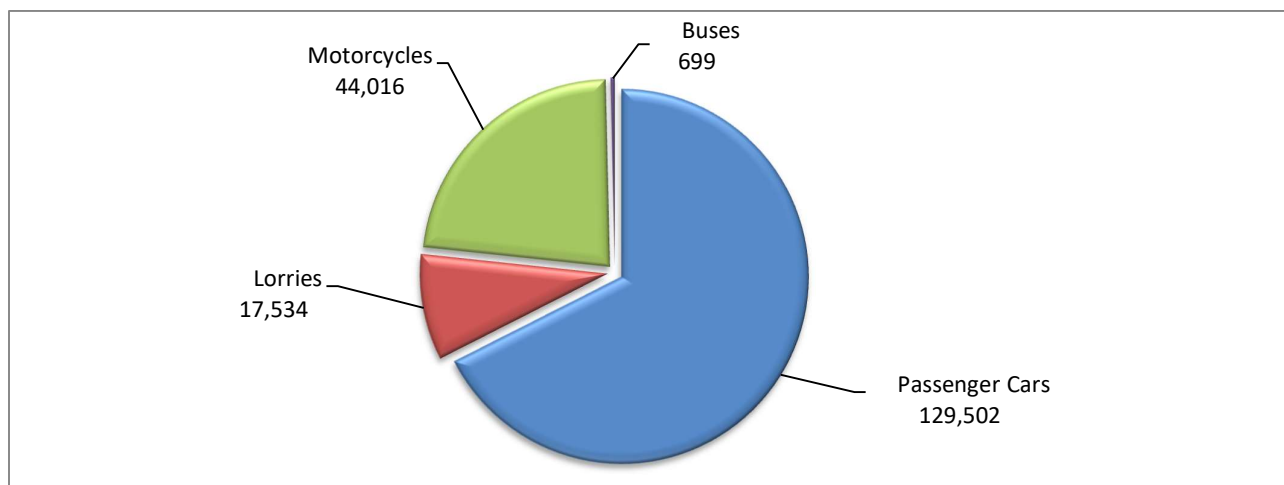


Table 4
Sales of new and used passenger cars by make: July 2023 and January - July 2023

Make	Passenger cars			
	July		January - July	
	new	used	new	used
ADRIA	-	-	-	6
ALFA ROMEO	26	37	277	321
ALPINA	1	1	6	1
ASTON MARTIN	-	-	-	1
AUDI	324	125	2,462	792
BENTLEY	-	2	2	5
BMW	345	196	3,211	1,199
BURSTNER	-	1	-	8
BYD	-	-	4	-
CADILLAC	-	-	-	1
CAPRON	2	1	4	8
CARTHAGO	-	-	-	1
CHAUSSON	-	-	1	-
CHEVROLET	-	31	-	174
CHRYSLER	-	1	-	3
CITROEN	316	250	2,663	1,820
CITROEN / DS	193	27	2,937	200
CUPRA	52	-	393	2
DACIA	480	193	2,276	1,296
DAIHATSU	-	2	-	8
DETHLEFFS	-	-	-	2
DODGE	-	1	-	4
DS	73	1	713	22
FERRARI	-	-	1	13
FIAT	1,261	400	3,076	2,309
FORD	368	487	3,078	3,384
FORD ¹	4	-	6	-
FIAT	-	-	-	1
GENERAL MOTORS	-	-	-	1
GRUAU LAVAL	-	-	-	1
HOBBY	-	1	-	3
HONDA	8	61	119	353
HYMER	-	-	3	4
HYUNDAI	952	552	5,913	3,773
INFINITI	-	7	-	35
IVECO S.p.a/LAIKA CARAVANS SpA	-	-	-	1
JACK	-	-	-	1
JAGUAR	19	15	95	80
JEEP	210	42	1,283	234
JUGUAR	-	-	-	3
KIA	582	153	3,932	926
KNAUS	-	-	-	14
LADA	-	1	-	4
LAMBORGHINI	-	1	-	4
LANCIA	-	4	1	26
LAND ROVER	38	49	358	377
LEAPMOTOR	-	-	1	-

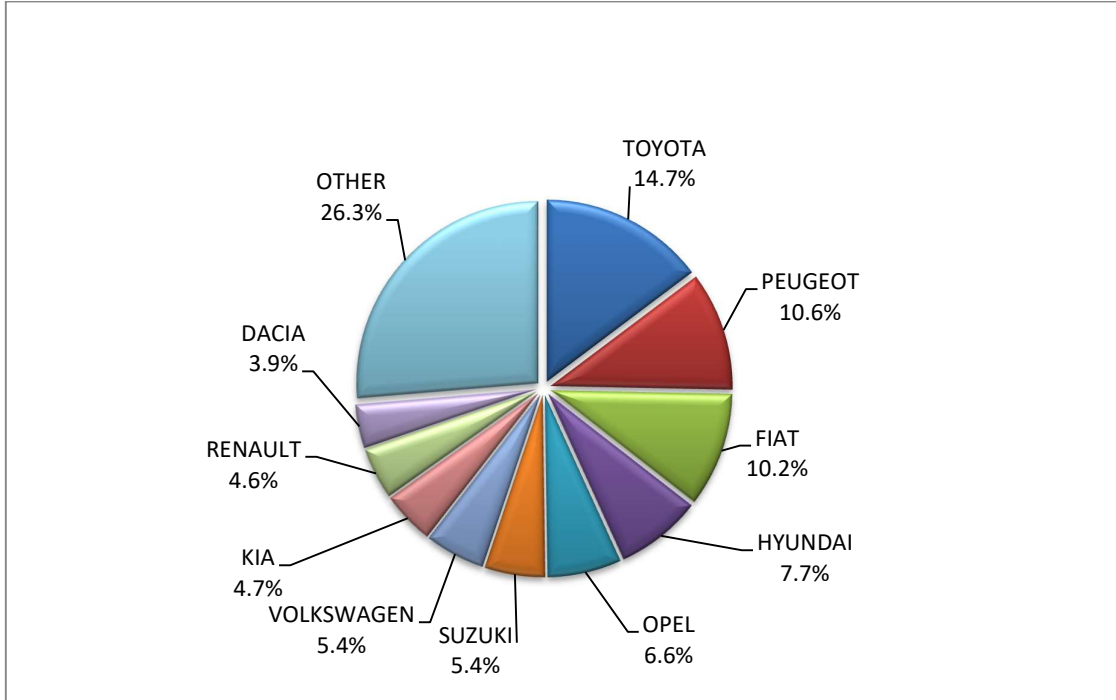
Table 4 (cont)
Sales of new and used passenger cars by make: July 2023 and January - July 2023

Make	Passenger cars			
	July		January - July	
	new	used	new	used
LEVC	-	-	4	-
LEXUS	43	9	186	50
LOTUS	-	-	2	2
MASERATI	7	2	34	18
MAZDA	102	24	653	198
MC LOUIS SPA	-	-	-	1
MERCEDES	193	401	2,506	3,098
MERCEDES ¹	-	-	8	-
MERCEDES MAYBACH	-	-	-	2
MG	5	-	5	-
MG, ROEWE	17	-	17	-
MINI	158	47	1,259	382
MINI	-	116	51	681
MOBILVETTA DESIGN SpA	-	1	-	1
MPM MOTORS	-	-	-	1
NISSAN	103	511	1,872	3,261
OPEL	815	476	7,799	3,384
PEUGEOT	1,310	408	6,712	2,863
PEUGEOT ²	-	-	5	-
PORSCHE	9	30	123	269
RANGE ROVER	1	10	46	28
RELIANT	-	-	-	1
RENAULT	570	823	2,994	5,421
RIMOR	-	-	-	1
ROLLER TEAM	2	-	2	-
ROLLS ROYCE	-	-	-	1
SAAB	-	1	-	6
SEA / ELNAGH	-	1	-	2
SEAT	126	60	1,363	433
SKODA	245	159	1,803	1,256
SMART	-	81	41	733
SSANGYONG	-	-	-	2
SUBARU	9	6	62	56
SUZUKI	665	122	3,756	972
TESLA	32	3	909	21
TOYOTA	1,824	619	10,532	3,769
TRIGANO	-	-	-	3
TRIGANO CL, ROLLER TEAM, CHALLENGER, CHAUSSON	-	-	-	1
VOLKSWAGEN	663	340	5,777	2,284
VOLVO	227	23	1,389	152
WEINSBERG	-	-	-	1
WILLYS	-	-	-	1
ZHIDOU, ZD, ELARIS	-	-	1	-
TOTAL	12,380	6,915	82,726	46,776

1 : With 2nd/3rd stage manufacturer in Greece.

2 : With 2nd/3rd stage manufacturer abroad.

Graph 8. Sales of new passenger cars by make (July 2023)



Graph 9. Sales of new passenger cars by make (January – July 2023)

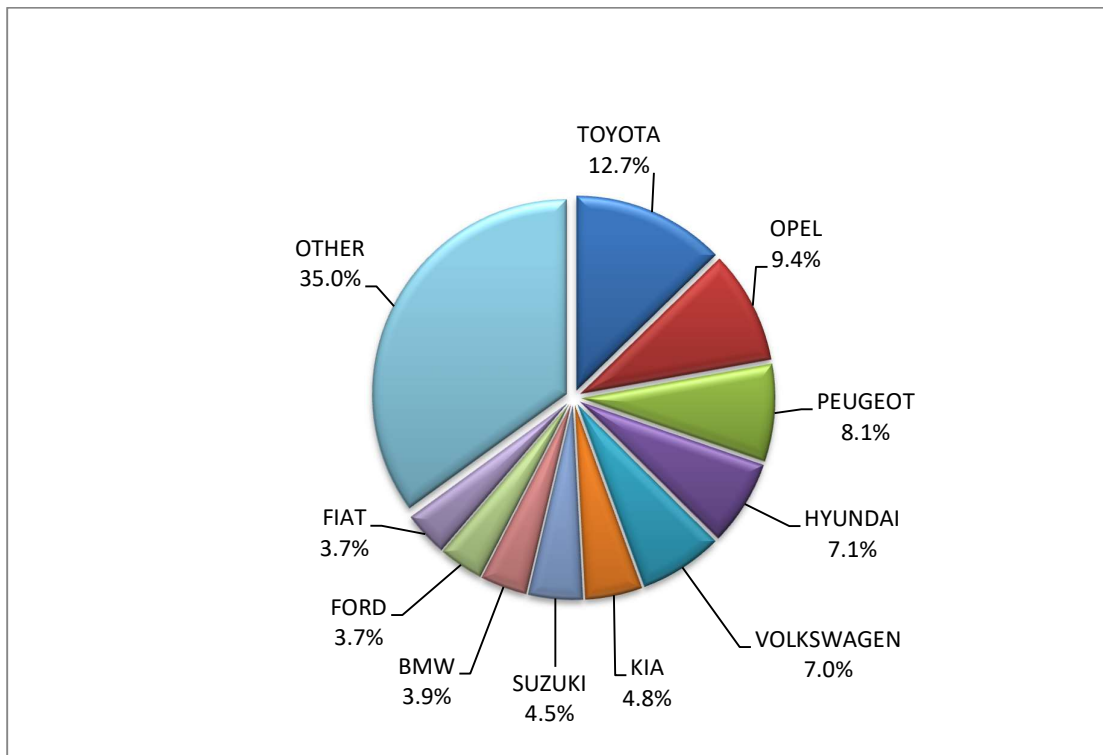


Table 5
Sales of new and used lorries by make: July 2023 and January - July 2023

Make	Lorries			
	July		January - July	
	new	used	new	used
ADDAX, ISEKI, STAMA	-	-	1	-
BMC Otomotiv Sanayi ve Ticaret A.Ş. ¹	1	-	5	-
BYD	11	-	30	-
CENNTRO	1	-	4	-
CHRYSLER	-	1	-	2
CITROEN	83	35	447	281
CITROEN DANGEL	-	-	1	-
DACIA	-	5	-	37
DAF	-	78	1	342
DAF ¹	7	-	45	-
DAIHATSU	-	1	-	2
DENNIS EAGLE	-	-	-	3
DODGE	-	-	-	3
FCA US LLC	-	-	-	2
FIAT	71	139	751	841
FIAT DUCATO ¹	-	-	1	-
FIAT-IVECO	-	1	-	18
FORD	98	198	1,260	1,399
FORD ¹	5	-	22	-
GINAF	-	-	-	3
GOUPIL	-	-	1	-
GOUPIL, MEGA, POLARIS, GEM	5	-	8	-
HYUNDAI	-	3	-	18
ISUZU	7	20	154	126
IVECO	4	39	14	260
IVECO ¹	10	2	48	2
IVECO ²	4	-	7	-
IVECO MAGIRUS	-	2	-	10
IVECO MAGIRUS ¹	-	-	8	-
JEEP	6	-	31	5
KIA	-	-	-	2
KIEFER	-	-	-	1
LAND ROVER	-	-	4	5
LEVC	-	-	2	-
MAN	-	121	2	640
MAN ¹	3	-	18	1
MAXUS, LDV	5	-	19	-
MAZDA	-	1	-	5
MERCEDES	21	432	99	2,660
MERCEDES ¹	18	-	143	4
MERCEDES ²	-	-	-	1
MITSUBISHI	-	29	8	230
MITSUBISHI ¹	15	-	78	1
NISSAN	9	40	77	345

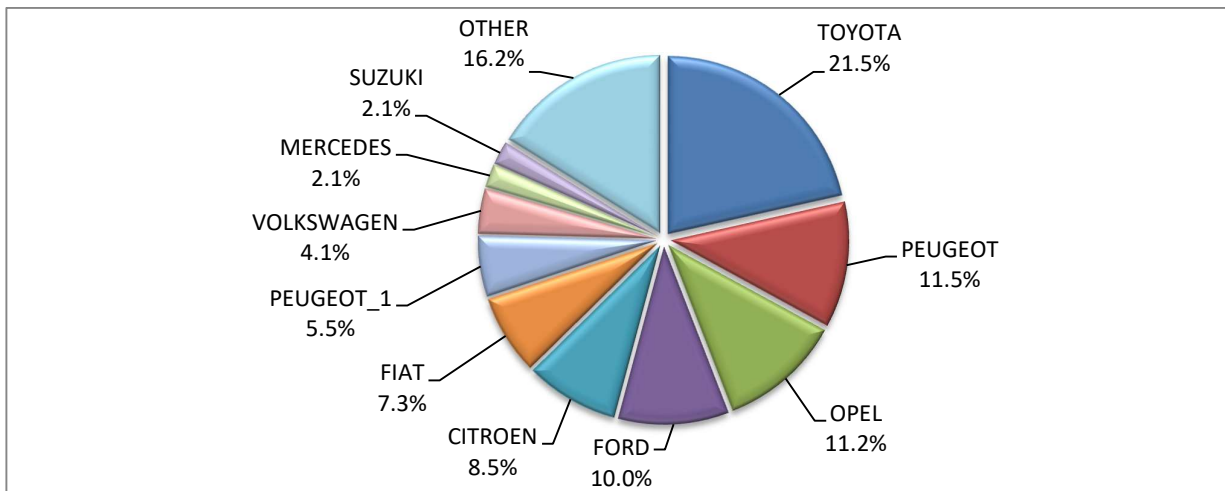
Table 5 (cont)
Sales of new and used lorries by make: July 2023 and January - July 2023

Make	Lorries			
	July		January - July	
	new	used	new	used
NISSAN ¹	-	-	2	1
NISSAN ²	-	1	-	2
OAF	-	-	-	2
OPEL	109	44	515	329
PEUGEOT	112	39	1,041	301
PEUGEOT ¹	54	-	120	-
PIAGGIO	2	2	19	32
PIAGGIO ¹	-	-	6	-
PIAGGIO ²	-	-	1	-
RENAULT	20	79	189	662
SAAB	-	-	-	1
SCANIA	-	109	10	628
SCANIA ¹	-	-	6	-
SEAT	-	-	-	5
SKODA	-	2	-	3
SSANGYONG	-	3	-	5
SUZUKI	21	-	153	1
TECMEC	-	-	8	-
TOYOTA	210	22	1,171	190
VOLKSWAGEN	40	61	230	398
VOLVO	11	170	64	862
VOLVO ¹	14	-	38	-
YAZ	-	1	-	1
TOTAL	977	1,680	6,862	10,672

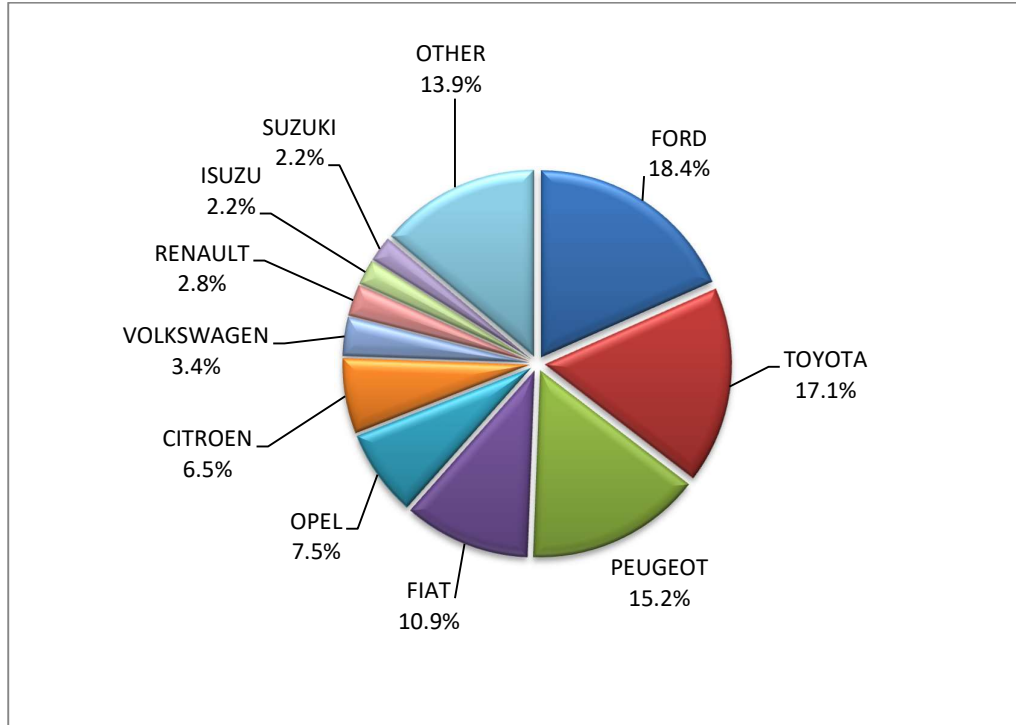
1 : With 2nd/3rd stage manufacturer in Greece.

2 : With 2nd/3rd stage manufacturer abroad.

Graph 10. Sales of new lorries by make (July 2023)



Graph 11. Sales of new lorries by make (January – July 2023)



**Table 6
Sales of new and used buses by make: July 2023 and January - July 2023**

Make	Buses			
	July		January - July	
	new	used	new	used
AYATS	-	-	-	1
BOVA	-	3	-	19
EVOBUS	-	1	-	2
FORD	-	1	-	6
FORD ¹	-	-	4	-
IRISBUS	-	-	-	2
ISUZU	-	-	-	1
ISUZU, ANADOLU ISUZU, TURKUAZ, TURQUOISE, AIOS, AOS, GLOBUS	-	-	1	-
ISUZU, AOS, GLOBUS	-	-	3	-
IVECO	-	1	-	5
IVECO ¹	-	-	1	-
KARSAN	3	-	3	-
KASSBOHRER	-	-	-	1
KING LONG	-	-	2	-
MAN	-	5	10	48
MAN/NEOPLAN	-	-	-	3
MERCEDES	-	40	3	364
MERCEDES ¹	15	1	105	4

Table 6 (cont)
Sales of new and used buses by make: July 2023 and January - July 2023

Make	Buses			
	July		January - July	
	new	used	new	used
MERCEDES ²	6	1	17	10
NEOPLAN	-	2	3	10
OTOKAR	-	-	-	3
RAMPINI	1	-	4	-
SCANIA	-	1	-	3
SETRA	-	7	-	34
TEMSA	-	3	4	14
VAN HOOL	-	-	-	3
VOLKSWAGEN	-	-	-	1
VOLVO	-	1	-	4
XIAMEN KING LONG	-	-	-	1
TOTAL	25	67	160	539

1 : With 2nd/3rd stage manufacturer in Greece.

2 : With 2nd/3rd stage manufacturer abroad.

Graph 12. Sales of new buses by make (January – July 2023)

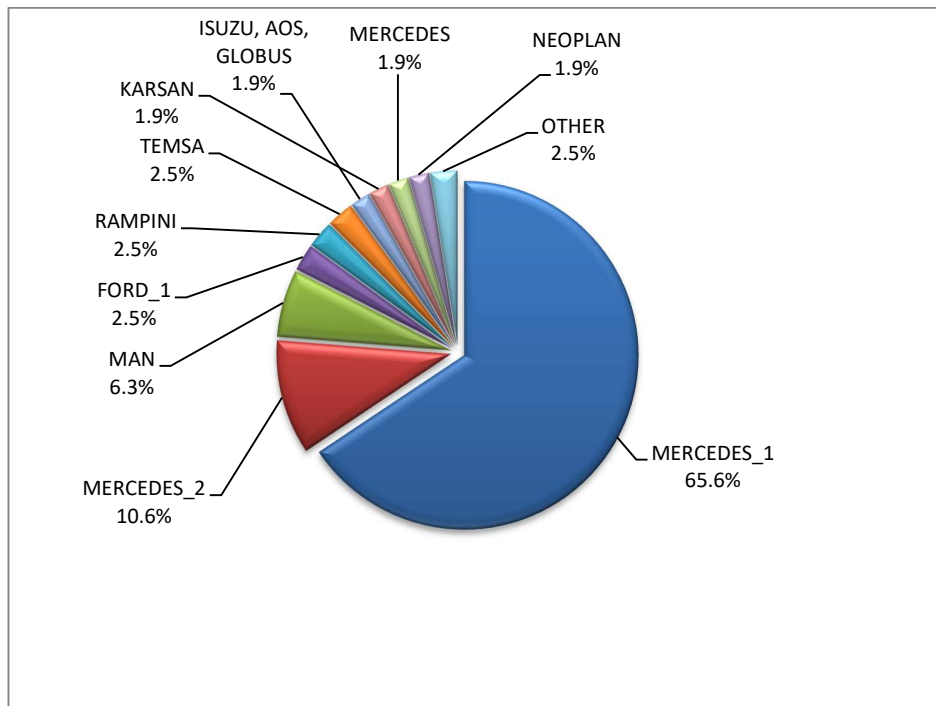


Table 7

Sales of new and used motorcycles by make or manufacturer: July 2023 and January - July 2023

Make	Motorcycles			
	July		January - July	
	new	used	new	used
AEON MOTOR	-	-	-	2
AGUSTA MV	-	-	-	1
AJP	-	-	1	-
ALRENDO	-	-	1	-
APRILIA	97	5	410	22
ARIIC, JINLANG	11	-	29	-
ARMONY, ARORA, BUKE, BULL MOTORS	8	-	32	-
BAJAJ	5	-	26	-
BAOTIAN, SUPERKING, WALTON, HONDA	-	-	1	-
BASHAN, AMGroup, AMGroup Bike, DON, IRBIS, WORKER BEAR, Nomik ATV 2	-	-	19	-
BAW	-	-	8	-
BENDA, KEEWAY, BDMOTO	-	-	2	-
BENELLI	85	1	489	5
BETA	5	-	76	4
BMW	96	35	693	230
BOMBARDIER RECREATIONAL PRODUCTS ING (BRP)	2	1	8	9
BRIXTON	10	-	86	1
BRP	-	-	-	1
BUELL	-	-	-	1
CAKE	-	-	1	-
CARVER	1	-	1	-
CF MOTO	23	-	109	-
CFMOTO	345	1	1,605	6
CFMOTO, KEEWAY	4	-	30	-
CFMOTO, ZEEHO	6	-	14	-
CHANGJIANG	-	-	-	4
CLUB CAR, LLC	-	-	-	1
DAELIM	-	1	-	2
DAYANG, DAYTONA MOTORS, NIPPONIA, DOCKER, WAYEL, SUMCO, VEEROAD, CETUR, RUTEC, ZENKO	7	-	26	-
DAYANG, DAYTONA MOTORS, NIPPONIA, DYMOTO, DOCKER, VEEROAD, EVO MOTORS, SUMCO, CETUR, HANSOM	4	-	30	-
DAYANG, DAYTONA MOTORS, NIPPONIA, DYMOTO, VEEROAD, EVO MOTORS, MH MOTORCYCLES, FKM, FKMOTORS,	28	-	113	-
DAYANG, DAYTONA MOTORS, NIPPONIA, KUBA, VEEROAD, SUMCO, CETUR, RUTEC	128	-	615	2
DAYANG, DAYTONA MOTORS, NIPPONIA, VEEROAD	222	-	1,359	1
DAYANG, DAYTONA MOTORS, NIPPONIA, VEEROAD, DOCKER	117	-	539	-
DAYANG, DAYTONA MOTORS, NIPPONIA, VEEROAD, RUTEC, CETUR	22	-	28	-
DAYANG, ECOCREMO, ECOOTER, ECOOTOR,AGM, ORCAL, SUMCO	-	-	3	-
DAYANG, NIPPONIA, DAYTONA MOTORS, VEEROAD, SUMCO, DOCKER, MH MOTORCYCLES	4	-	9	-
DAYI MOTOR	-	-	1	-
DAYTONA	11	-	29	-
DAYTONA MOTORS, DAYANG, DYMOTO, NIPPONIA, MH MOTORCYCLES, ORCAL, SUMCO, RUTEC, AJS	2	-	8	-
DAYTONA MOTORS, DAYANG, NIPPONIA, DYMOTO, DOCKER, VEEROAD, EVO MOTORS, SUMCO, CETUR, HANSOM, RUTEC	4	-	37	1
DAYTONA MOTORS, EVO MOTORS, LONGJIA, ORCAL, NECO, VGA, ROMET MOTORS, DRAX, MONDIAL, JUNAK, ONLINE	2	-	26	-
DAYTONA MOTORS, YINGANG, KUBA, RKS, SKYJET, MAGPOWER, MIIT, VENTUR, ARCHIVE MOTORCYCLE	3	-	20	-

Table 7 (cont)

Sales of new and used motorcycles by make or manufacturer: July 2023 and January - July 2023

Make	Motorcycles			
	July		January - July	
	new	used	new	used
DAYTONA MOTORS, ZONTES, TAYO, KIDEN, Haojiang, ZHONGYU, Sharpon, TANNY, TYAN, Senke, B BETA	11	-	50	-
DERBI	-	2	-	4
DOOHAN	1	-	2	-
DUCATI	14	4	118	47
E TUK FACTORY	-	-	1	-
E.F.O., GOLDEN LION, SAKURA, ARTISAN, Fauro, ETALIAN, Viverra, Varaneo, Kito, E-mio, velca, E-KUMA, BOLIDE	2	-	10	-
E-BROH	1	-	2	-
ECOOTER, ETRIX, AGM, DRAX, ORCAL, SUMCO	3	-	6	-
EFUN, ZAP	10	-	93	1
EFUN, ZAP, FRISON, easy-watts	8	-	8	-
EMBUGGY, EVANGEL, The Original BeachBuggy, Beach Buggy	9	-	52	-
EVA, EMBUGGY, VINTAGE, EVANGEL	-	-	2	-
FANGPOWER, Kontio Motors	6	-	46	-
FANTIC MOTOR	2	-	8	2
FD MOTORS, FASPIDER, DAYTONA MOTORS, EVO Motors, Veeroad	6	-	24	-
FD MOTORS, FASPIDER, DAYTONA MOTORS, NIPPONIA, QUANTYA	5	-	27	-
FELQ	-	-	2	-
FENGCHENG, FULLCHEER, Barman-pakro, NITSURO, VOLDORK, SPIMRI, Elektra EV, EKOE, BITMART	1	-	5	-
GARIA	1	-	1	-
GASGAS	-	-	9	4
GENERIC,EXPLORER,MALANCA,KSR Moto Austria, Motron Motorrad	12	-	23	-
GILERA	-	-	-	3
GOLDEN LION, SAKURA, ARTISAN, ETALIAN,E-mio,Fauro,Kito,Varaneo,Virerra,E.F.O.,BOLIDE,E-KUMA,velca	4	-	12	-
GPX	18	-	57	-
GUSITE, RKS, KUBA, KOKO, KAVIR, BECANE, EVO MOTORS, Daytona MOTORS, SUMCO, SKYJET	-	-	39	-
Haojiang, ZONTES, TAYO, Sharpon, IFINO, KIDEN, ZHONGYU, CUBTOM, DIYUN, NAMIN, TIM DERVI, VUKA, THUMP, R-ipper	4	-	50	-
HARLEY DAVIDSON	1	12	5	79
HONDA	1,287	58	8,283	385
HORWIN	-	-	9	-
HUSQVARNA	12	3	68	20
HYOSUNG	-	-	2	-
INDIAN MOTORCYCLE	2	1	19	1
ITALJET	-	-	2	-
JAWA	-	-	1	-
JCADI, TILGREEN, Grupo Invicta MOTOR, e-broh, FAURO	-	-	2	-
JIAJI, HUATIAN, FEILING, LINTEX, GOMAX, SOMOTO, TECHMOOVE, TAURIS	-	-	1	1
JIANSHE	1	-	2	1
JIAYUAN	15	-	74	-
JINCHENG	9	-	9	-
JINLING	-	-	-	1
JNEN, JUNENG, ZIPP, MOTORAN, HORS	6	-	25	-
JNEN, JUNENG, ZIPP, MOTORAN, HORS,FLEX TECH, RAZZO, TOROS, ONE, JUNAK	10	-	26	-
JNEN, JUNENG, ZIPP, MOTORAN, ONE, RAZZO, FLEX TECH, TOROS, JUNAK, TURBHO, PEZAL	8	-	8	-
JONWAY, JMSTAR, SHENKE, HUIBANG	-	-	-	1

Table 7 (cont)

Sales of new and used motorcycles by make or manufacturer: July 2023 and January - July 2023

Make	Motorcycles			
	July		January - July	
	new	used	new	used
KAWASAKI	16	12	89	60
KEEWAY	2	-	2	3
KEEWAY, LONGJIA	11	-	11	-
KSR MOTO AUSTRIA, MOTRON MOTORRAD	5	-	20	-
KTM	59	24	244	135
KUBA, MH MOTORCYCLES, MGB, SHINERAY, Daytona Motors, MASH	8	-	35	-
KYMCO	380	59	1,529	288
LAMBRETTA	3	1	10	1
LIFAN, HONLEI, SKYGO, BISAN-LIFAN	-	-	1	1
LINGKEN	-	1	-	1
Lingzhida, LINZDA, LINDN, LINYI, LONGMAO, NLIGHT	-	-	16	-
LINHAI, LHY, KUBA, ONLINE	6	-	25	2
LML	-	-	-	2
LOJO, SUNPULSE, YGM	2	-	22	-
LONCIN	-	1	-	1
LONCIN, KINLON, LONGTING, KUBA, YUKI, MONDIAL, STMAX, KANUNI, MOTORAN, ASYA, QUSWA, PUMAREX, RALLY USA, MOD, CCM	10	-	80	-
LONCIN, KUBA, RKS, ITALIKA, SUNRACE, SKY, MALAGUTI, SUPERBIKE, ROCKET, NOVELBAT, TIGREMOTO, GREEN	3	-	9	-
LONCIN, KUBA, RKS, ITALIKA, VOGÉ, SUNRACE, SKY, MALAGUTI, ROCKET, SUPERBIKE, NOVELBAT, TRIDIAMOND	41	-	240	-
LONCIN, VOGÉ	5	-	84	-
LONCIN, VOGÉ, KUBA, RKS, ITALIKA, SUNRACE, SKY, MALAGUTI, SUPERBIKE, ROCKET, NOVELBAT, TIGREMOTO, GREEN	8	-	49	-
LONCIN, VOGÉ, KUBA, RKS, ITALIKA, SUNRACE, SKY, MALAGUTI, SUPERBIKE	-	-	4	-
LONCIN, VOGÉ, VOGÉPRO	82	-	153	-
LONGJIA LEXMOTO	-	-	-	1
LONGJIA, ITALJET, ORCAL, BEELINE, ROMET MOTORS, GEMINI, LEXMOTO, JAHANRO, VGA, DAYTONA MOTORS	-	-	1	-
LONGJIA, ORCAL, NECO, ALFASCOOTERS, VGA, ROMET MOTORS, BARTON MOTORS, OVER, CAROLYN, KANUNI, BTC	12	-	123	-
LONGJIA, ORCAL, NECO, ALFASCOOTERS, VGA, ROMET MOTORS, RYMCO, ASUS, OVER, CAROLYN, KANUNI, BTC, TURBHO, ITALMOTO	4	-	91	2
LONGJIA, ORCAL, NECO, VGA, Gemini	2	-	9	-
LONGJIA, ORCAL, NECO, VGA, ROMET MOTORS	4	-	62	-
LONGJIA, ORCAL, NECO, VGA, ROMET MOTORS, ROUTER, lexmoto, Gemini, MH, motorcycles	1	-	4	-
LUQI, TWISTER WHEEL, SPYDER WHEELZ, DJJD, GTS, TEKUON, Eway, Emoto, Bikers, i-coco	-	-	1	-
LVNENG	3	-	19	-
MACBOR, RVM, COLOVE, ORCAL, DAYTONA MOTORS, ZF-KY, Lexmoto, OVER BIKES, YUKI, AJS	10	-	84	-
MALAGUTI	37	-	179	4
MBK INDUSTRIE	2	1	7	4
MELEX	4	-	14	-
MGK HM	278	-	1,297	1
MICRO	-	-	7	-
MINSK, ZONGSHEN, IRIBIS, MONDIAL, LEXMOTO, JUNAK, HONLEY, OVERBIKES	-	-	3	-
MODENAS	-	-	-	1
MONDIAL, UGUR, YIBEN, DERRACE, ISILDAR, TGB, APACHI, ISILDAR APACHI	2	-	6	-
MOTO GUZZI	8	-	52	-

Table 7 (cont)

Sales of new and used motorcycles by make or manufacturer: July 2023 and January - July 2023

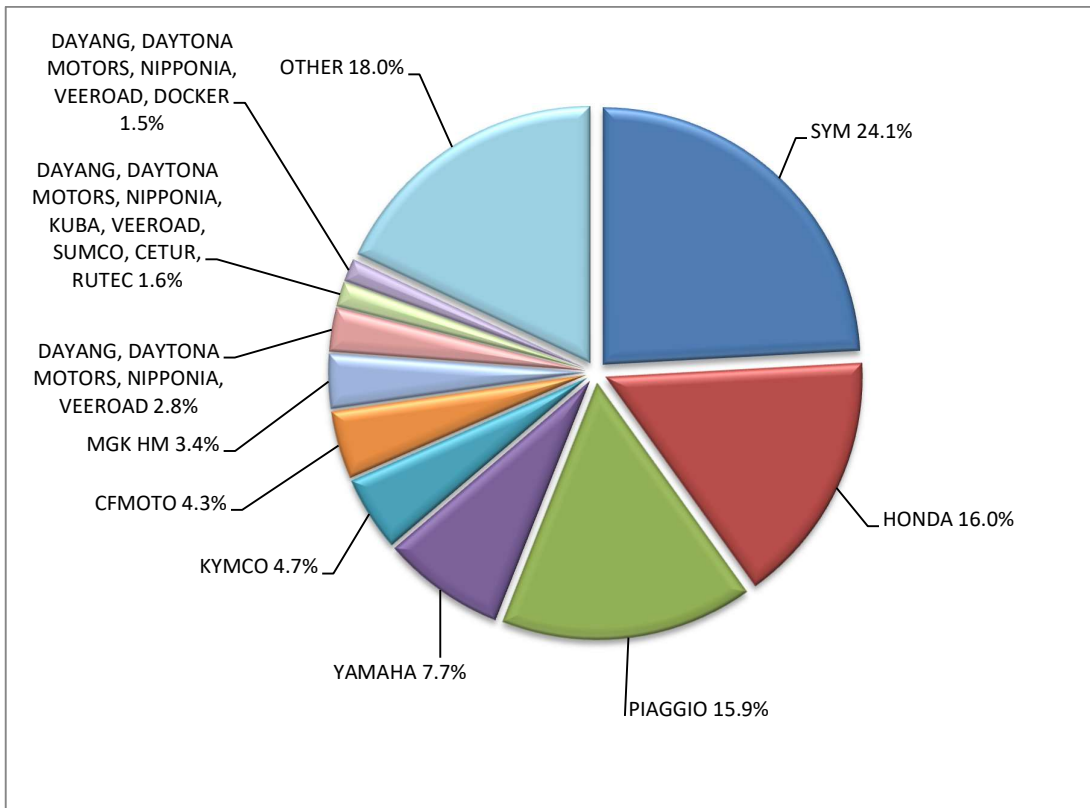
Make	Motorcycles			
	July		January - July	
	new	used	new	used
MOTO MORINI	1	-	14	-
MOTRON MOTORRAD, ZONGSHEN	1	-	3	-
MV AGUSTA	1	-	3	3
NACIONAL MOTOR SAU	-	-	-	1
NIU, NUUV	2	-	19	-
NOUN ELECTRIC	-	1	-	1
OPAI	1	-	3	-
ORCAL, SOMOTO, AJS, SENKE, HERALD, ITALJET, WACCO, MOTOBI, CLEVELAND CYCLEWERKS ACE, MERCURY, SAXXX, SFM	-	-	-	1
PAXSTER	1	-	1	-
PEUGEOT	31	-	65	8
PIAGGIO	1,281	48	5,719	263
PILOTCAR	-	-	2	-
POLARIS	33	-	110	2
POLINI	-	-	-	1
PURSANG	-	-	1	-
QINGQI, PIONEER	-	-	-	1
QJ, QJIANG, KEEWAY, LEONE, KUBA, RKS, BENELLI, VENGO, QJMOTOR, B MOTOBI, ONLINE	1	-	23	-
QJ, QJIANG, KEEWAY, LEONE, RKS, BENELLI, EMPIRE KEEWAY, KUBA	5	-	12	-
QJ, QJIANG, QJMOTOR, B MOTOBI	22	-	103	-
QUADRO	-	1	-	1
QUADRO VEHICLES	-	-	-	1
RAY ELECTRIC MOTORS	-	-	2	-
REDMOTO	-	-	6	1
RENLI	23	-	74	-
RHON	-	-	-	1
ROYAL ENFIELD	45	1	217	2
Royalloy, Royal Alloy, RA	3	-	10	-
SAKURA, GOLDEN LION, ARTISAN, Fauro, ETALIAN, Viverra, Varaneo, Kito, E-mio, velca, E.F.O,E-KUMA, BOLIDE, LINZE	8	-	14	-
SAN YANG	-	-	-	3
SCUTUM, ETRIX, SILENCE	1	-	7	-
SEGWAY	3	-	69	-
SHANYANG, ATLAS PANTHER, YAMAZUKI MOTO, MOTORKING, Hirlee, XB	-	-	5	-
SHERCO	2	1	14	1
SHINERAY, SWM	-	-	9	-
SILENCE, SCUTUM, ETRIX	6	-	25	-
SKYTEAM, SACIN, CSR, METALCO, SOKUDO, BAZUKA, MINICO, MOTOSBASI, MOTOS BORDOY, SUMKO, ROXON, MONKEY BIKES	12	1	26	3
STANDARD MOTOR	-	-	-	1
SUZUKI	38	29	255	117
SYM	1,945	7	10,361	90
TARO, JUNAK, BARTON MOTORS ,ORCAL, Lexmoto	47	-	194	-
TARO, JUNAK, BARTON MOTORS, ORCAL, Lexmoto, MITT, NECO, WOTTAN, MAGPOWER, ADAMOTO, MAXON, MAX-ON, TRMOTOR, CHUANL	9	-	61	-
TARO, TRMOTOR, CHUANL, JUNAK, BARTON MOTORS, ORCAL, Lexmoto, MITT, NECO, WOTTAN, MAGPOWER, ADAMOTO MOTORCYCLES	5	-	26	-
TAYO, HAOJIANG, ZHONGYU, THUMP, THUMPSTAR, KIDEN, ZONTES, Junak, SENKE, TANNY, TYAN, ROMET, ROMET MOTORS, ROUTER	25	-	170	-

Table 7 (cont)

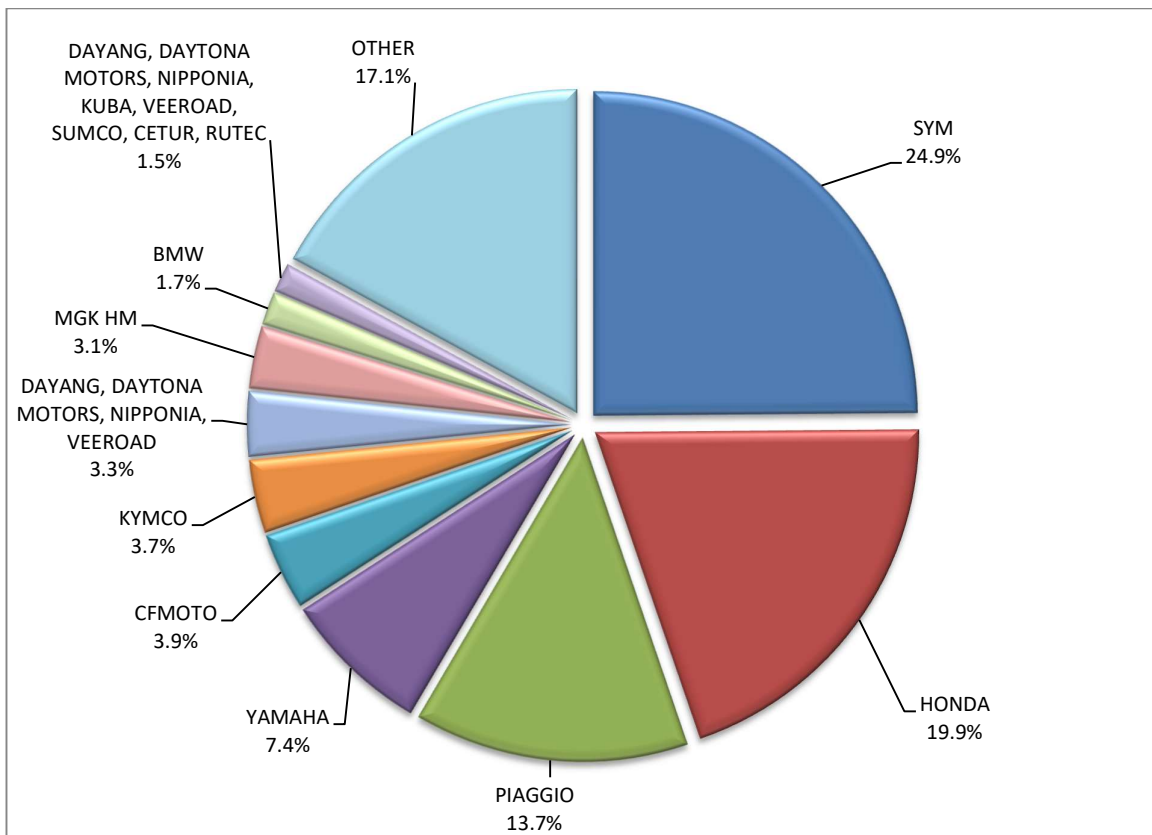
Sales of new and used motorcycles by make or manufacturer: July 2023 and January - July 2023

Make	Motorcycles			
	July		January - July	
	new	used	new	used
TAYO, ZONTES, KIDEN, Haojiang, ZHONGYU, Sharpon, TANNY, TYAN, Senke, B BETA, Daytona Motors	13	-	106	-
TAZZARI	-	-	1	-
TGB	1	-	24	-
TIANMA, FASPIDER, GARELLI	-	1	-	2
TIANYING, RIYA, HONGYUNDA, TYM, HONLING, SANBEN, XINBEN, TAMCO, ALISON, DMK MOTORS	6	-	20	-
TINBOT, KOLLTER, MASAI, INTO, VIARELLI, EDRIVE, DuroCar, MGK HM, Fauro, BRINCO	-	-	4	-
TISTO, ETRIKOSKG	-	-	2	-
TM RACING	-	-	2	1
TODAY SUNSHINE	-	-	1	-
TRIUMPH	24	5	150	24
TROMOX	1	-	2	-
UM	6	-	10	-
VINCENHRD	-	-	-	1
VMOTO-SOCO, E-MAX, VMOTO, SUPER SOCO	11	1	54	2
VOLTA, VTA, REVOLT	2	-	7	-
WANGYE, SANBEN, UM, KENOS, SUPERBYKE, MDC, MISTRAL	9	-	46	-
WG TRIKE	-	-	-	1
WONJAN,THRUST MOTOR, WMOTO, KEEWAY, TD	2	-	75	-
WOW!	-	-	1	-
XEV, X, XEV YOYO	2	-	3	-
XINRI, SUNRA ,APACHI, ISILDAR, ISILDAR APACHI, Wayscral, KRAL	10	-	33	-
YADEA	4	-	13	-
YAMAHA	624	82	3,089	463
YASAN MOTOR, Kito	-	-	1	-
YINGANG, BENYI, ROMET MOTORS, YUKI, ROUTER, MOTORAN, DAYTONA MOTORS, M1NSK, KUBA, MONDIAL	-	-	-	1
YINXIANG, KENBO, VENOM, CHEETA, ZIPP, NEMO, FEKON, ANATOLIA, CANBO	-	-	2	-
YINXIANG, MONDIAL, GEMINI, TCB	12	-	14	-
YIYING	-	-	2	-
ZERO MOTORCYCLES	3	-	9	1
ZHIDOU , ZD, RKS	15	-	60	-
ZHONGNENG, ZNEN, AGM, AJS, YUKI, COLIBRI, EUROCKA, BTC, NOVA MOTORS, LEXMOTO	1	-	2	1
ZHONGNENG, ZNEN, AGM, BTC, CLS, COLIBRI, DAYTONA MOTORS, DERRACE, DOCKER, JM MOTORS, KUBA, La souris, LEXMOTO	30	-	58	-
ZHONGNENG, ZNEN, AGM, YUKI, COLIBRI, LEXMOTO, Minimoto, NECO, ROMET MOTORS	3	-	3	-
ZONGSHEN	-	-	1	-
TOTAL	8,060	401	41,667	2,349

Graph 13. Sales of new motorcycles (July 2023)



Graph 14. Sales of new motorcycles (January – July 2023)



EXPLANATORY NOTES

Survey on the issuing of new road motor vehicle circulation licenses	The survey on the issuing of new motor vehicle circulation licenses is a census survey. The released data give information, at country level, on the brand and type of the motor vehicle, as well as whether it is new or used. The survey does not include vehicles that move on rails, trolley busses, agricultural tractors and machinery. In addition, the following are excluded: all motor vehicles of the Armed Forces, Police, Fire Brigade, State Services, Diplomatic Corps, Foreign Missions, and Invalids of Wars, as well as motorcycles with a cylinder capacity less than 50 cc.
Legal basis	Law 3832/2010
Reference Period	July 2023
Coverage	The production of monthly data is based on the registers held by the Ministry of Infrastructure, Transport and Networks, which records all the monthly changes observed in the vehicle registration licenses at country level.
Definitions	<p>Road motor vehicle is any vehicle that, irrespective of the number of wheels, is moved by an engine and is designed to transport persons or cargo or both of them, either they are on the same single vehicle or on a trailer carried by the main motor vehicle.</p> <p>New road motor vehicle is any motor vehicle that is registered for the first time in Greece during the reference month and has not been put into circulation in any other country.</p> <p>Used motor vehicle is any motor vehicle that is registered for the first time in Greece and has been imported as a used one from abroad</p> <p>Passenger motor vehicle: it is a motor vehicle designed to carry mostly people, having no more than 9 seats, including the driver's seat.</p> <p>Bus: it is a motor vehicle, which is designed to carry mostly people, having more than 10 seats, including the driver's seat. In the corresponding tables of this announcement, this category also includes articulated buses.</p> <p>Lorry: it is motor vehicle designed to carry mostly cargo. In the corresponding tables of this announcement, this category also includes tractors, tow trucks, articulated tractors, and trucks with trailers.</p> <p>Motorcycle: any two-wheeled motor vehicle, with or without sidecar, with maximum authorized design speed over 45 km/h, or in case it is powered by a combustion engine, with a cylinder capacity of 50 cc or over. In the corresponding tables of this announcement, this category also includes the three-wheeled motor vehicles – motor tricycles.</p> <p>Tricycle motor vehicle: it is a motor vehicle with three symmetrical wheels with maximum authorized design speed over 45 km/h, or in case it is powered by a combustion engine, with a cylinder capacity over the 50 cc. This category also includes four-wheel vehicles, except the light four-wheel motorcycles, whose empty vehicle tare (excluding the weight of the fuel or mixture of fuel-oil or the weight of the batteries for electric cars) is up to 400 kg in the case the vehicle is designed for passenger use or up to 550 kg in case the vehicle is designed to carry cargo and whose engine is up to 15KW.</p>
Methodology	Exhaustive Survey. The primary data derive from the Ministry of Infrastructure, Transport and Networks and are based on the issuing of new circulation licenses as they are registered by the Regional Offices for Transport and Communications.
References	More information (graphs, tables) concerning the survey on the issuing of new motor vehicle circulation licenses are available on the webpage of ELSTAT, www.statistics.gr , under the link http://www.statistics.gr/en/statistics/-/publication/SME24/