

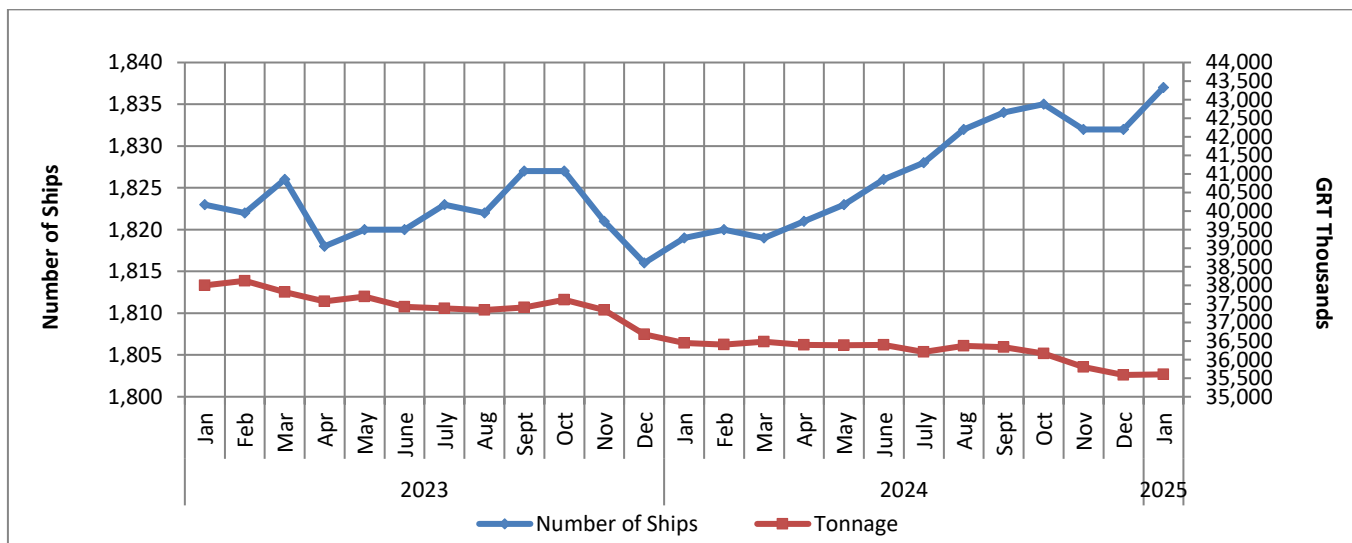


**GREEK MERCHANT FLEET:**  
**January 2025 (Provisional data)**

The Hellenic Statistical Authority (ELSTAT) announces data on the Greek Merchant Fleet (for vessels of 100 GRT<sup>1</sup>) for January 2025. Particularly:

- The Greek Merchant Fleet increased by 1.0% in January 2025 compared with January 2024. A decrease of 0.2% was recorded in January 2024 compared with January 2023 (Table 1).
- The gross tonnage of the Greek Merchant Fleet, for vessels of 100 GRT and over, recorded a decrease of 2.3% in January 2025 compared with January 2024. A decrease of 4.1% was recorded in January 2024 compared with January 2023 (Table 1).

**Graph 1: Greek Merchant ships of 100 GRT and over: January 2023 – January 2025**



**Information on methodological issues:**

Division of Sectoral Statistics  
Section of Transport Statistics  
E. Kleftogianni  
Tel : +30 213 135 3087E  
e-mail: [e.kleftogianni@statistics.gr](mailto:e.kleftogianni@statistics.gr)

**Information for data provision:**

Tel. +30 213 135 2022  
e-mail: [data.dissem@statistics.gr](mailto:data.dissem@statistics.gr)

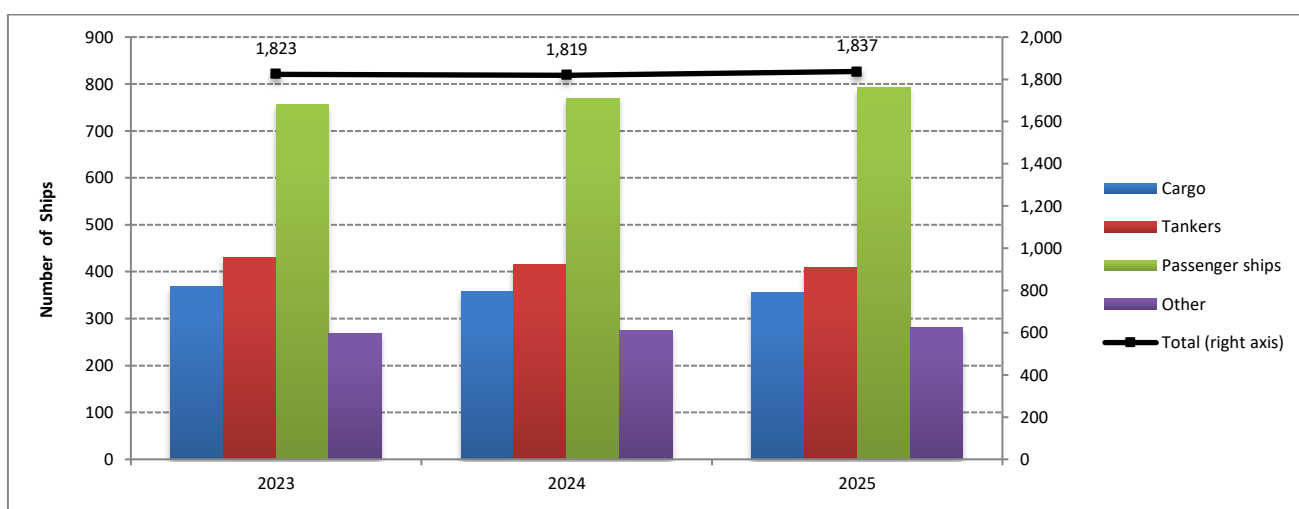
<sup>1</sup>GRT: Gross Tonnage

**Table 1: Number and tonnage of Greek Merchant ships of 100 GRT and over, by types of ships,  
January 2023 - 2025**

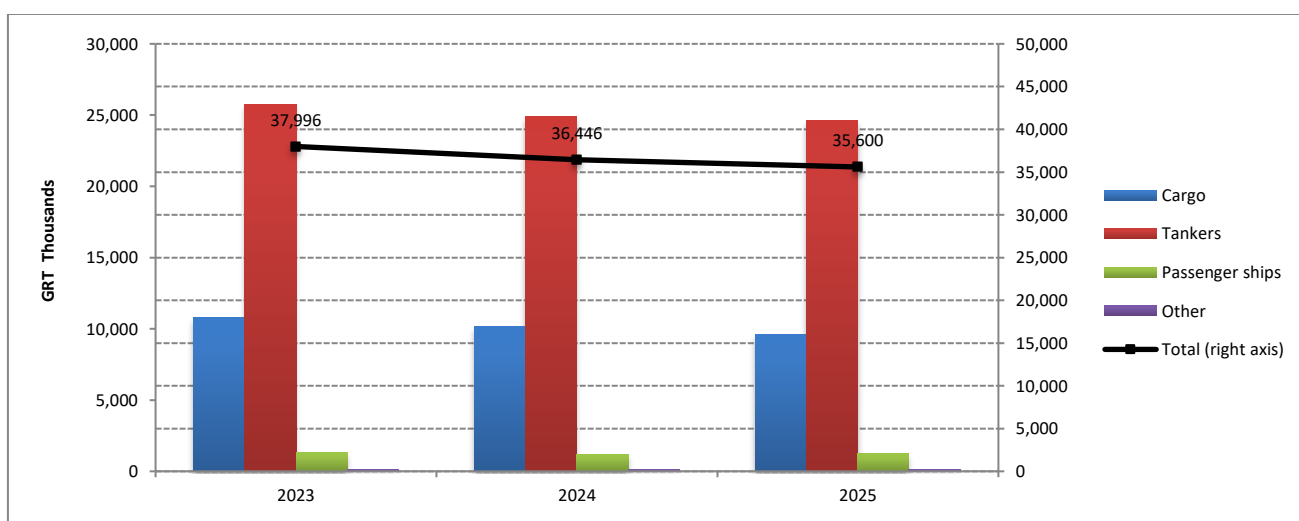
January										
	2023*		2024		Change % 2024/2023		2025		Change % 2025/2024	
Types of ships	Number of Ships	Tonnage (GRT)	Number of Ships	Tonnage (GRT)	Number of Ships	Tonnage (GRT)	Number of Ships	Tonnage (GRT)	Number of Ships	Tonnage (GRT)
<b>Total:</b>	<b>1,823</b>	<b>37,995,856</b>	<b>1,819</b>	<b>36,446,052</b>	<b>-0.2</b>	<b>-4.1</b>	<b>1,837</b>	<b>35,599,749</b>	<b>1.0</b>	<b>-2.3</b>
<b>Cargo</b>	368	10,793,355	358	10,177,724	-2.7	-5.7	355	9,593,203	-0.8	-5.7
<b>Tankers</b>	430	25,759,869	416	24,910,682	-3.3	-3.3	409	24,640,945	-1.7	-1.1
<b>Passenger ships</b>	756	1,301,706	770	1,214,452	1.9	-6.7	793	1,222,752	3.0	0.7
<b>Other</b>	269	140,926	275	143,194	2.2	1.6	280	142,849	1.8	-0.2

\*revised data

**Graph 2a: Number of Greek Merchant ships of 100 GRT and over, by types of ships,  
January 2023 – 2025**



**Graph 2b: Tonnage of Greek Merchant Ships of 100 GRT and over, by types of ships,  
January 2023 – 2025**

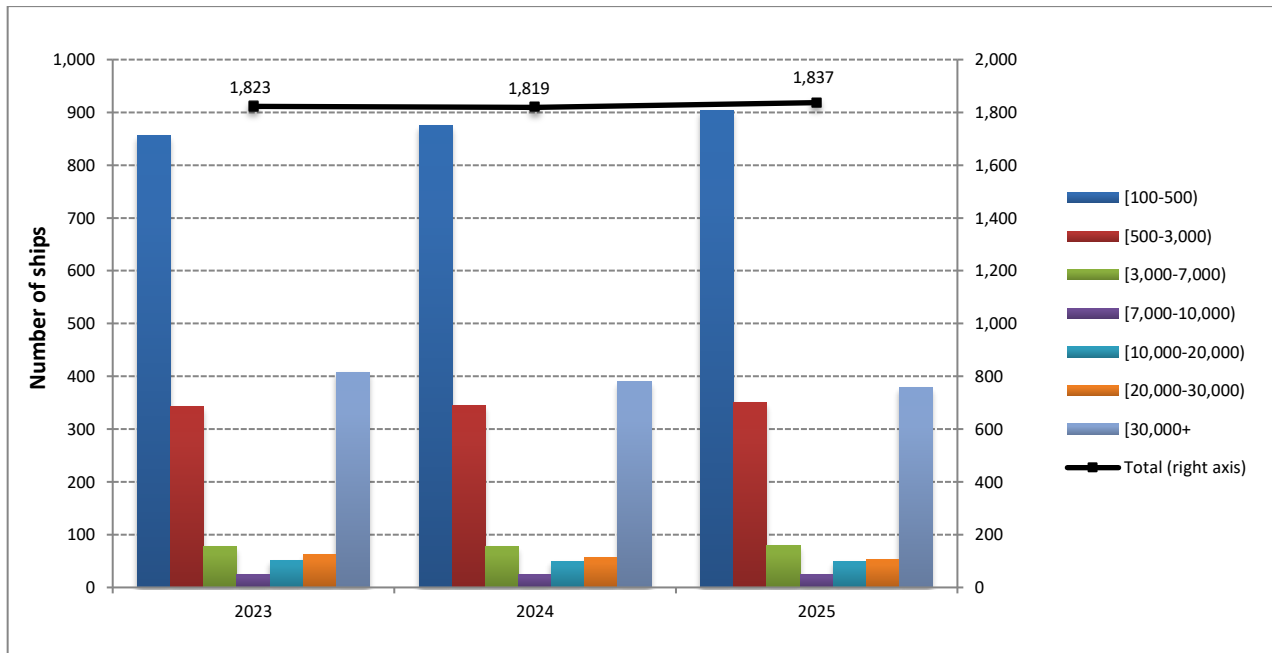


**Table 2: Distribution of the Greek Merchant ships of 100 GRT and over, by tonnage groups, January 2023 – 2025**

January										
	2023*		2024		Change % 2024/2023		2025		Change % 2025/2024	
Tonnage Groups	Number of Ships	Tonnage (GRT)	Number of Ships	Tonnage (GRT)	Number of Ships	Tonnage (GRT)	Number of Ships	Tonnage (GRT)	Number of Ships	Tonnage (GRT)
<b>Total:</b>	<b>1,823</b>	<b>37,995,856</b>	<b>1,819</b>	<b>36,446,052</b>	<b>-0.2</b>	<b>-4.1</b>	<b>1,837</b>	<b>35,599,749</b>	<b>1.0</b>	<b>-2.3</b>
<b>[100-500)</b>	856	209,085	875	213,885	2.2	2.3	903	221,472	3.2	3.5
<b>[500-3,000)</b>	343	429,465	345	436,331	0.6	1.6	350	443,567	1.4	1.7
<b>[3,000-7,000)</b>	78	346,324	78	345,312	0.0	-0.3	79	352,177	1.3	2.0
<b>[7,000-10,000)</b>	24	201,540	24	200,542	0.0	-0.5	24	199,985	0.0	-0.3
<b>[10,000-20,000)</b>	51	740,732	50	712,505	-2.0	-3.8	50	715,731	0.0	0.5
<b>[20,000-30,000)</b>	63	1,669,686	57	1,504,339	-9.5	-9.9	53	1,390,957	-7.0	-7.5
<b>[30,000+)</b>	408	34,399,024	390	33,033,138	-4.4	-4.0	378	32,275,860	-3.1	-2.3

\*revised data

**Graph 3: Distribution of Greek Merchant ships of 100 GRT and over, by tonnage groups, January 2023 – 2025**

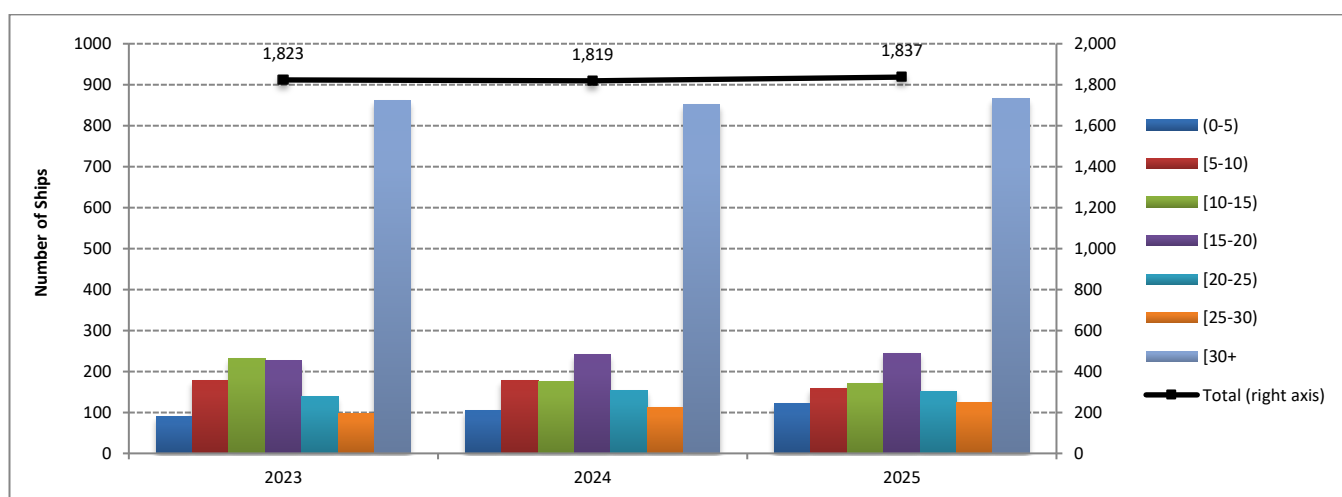


**Table 3: Distribution of Greek Merchant ships of 100 GRT and over, by age groups, January 2023 – 2025**

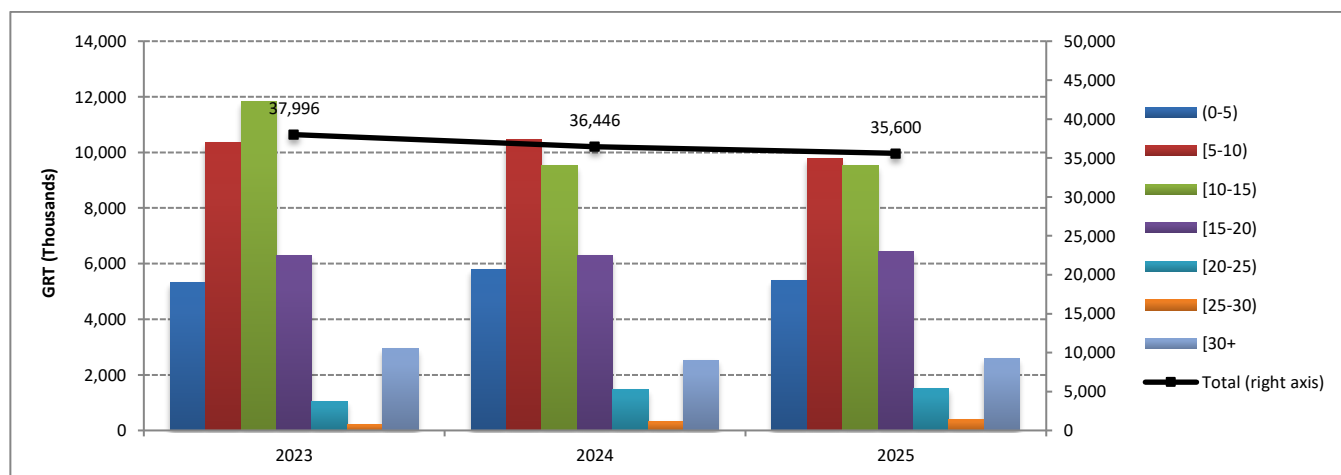
January										
	2023*		2024		Change % 2024/2023		2025		Change % 2025/2024	
Age Groups	Number of Ships	Tonnage (GRT)	Number of Ships	Tonnage (GRT)	Number of Ships	Tonnage (GRT)	Number of Ships	Tonnage (GRT)	Number of Ships	Tonnage (GRT)
<b>Total:</b>	<b>1,823</b>	<b>37,995,856</b>	<b>1,819</b>	<b>36,446,052</b>	<b>-0.2</b>	<b>-4.1</b>	<b>1,837</b>	<b>35,599,749</b>	<b>1.0</b>	<b>-2.3</b>
<b>(0-5)</b>	89	5,303,677	104	5,798,782	16.9	9.3	121	5,379,192	16.3	-7.2
<b>[5-10)</b>	178	10,361,687	179	10,453,688	0.6	0.9	158	9,768,021	-11.7	-6.6
<b>[10-15)</b>	231	11,828,176	176	9,541,098	-23.8	-19.3	170	9,519,904	-3.4	-0.2
<b>[15-20)</b>	226	6,305,062	242	6,309,807	7.1	0.1	245	6,444,890	1.2	2.1
<b>[20-25)</b>	139	1,043,653	154	1,477,124	10.8	41.5	152	1,516,285	-1.3	2.7
<b>[25-30)</b>	98	220,136	113	332,228	15.3	50.9	124	394,419	9.7	18.7
<b>[30+)</b>	862	2,933,465	851	2,533,325	-1.3	-13.6	867	2,577,038	1.9	1.7

\*revised data

**Graph 4a: Distribution of Greek Merchant ships 100 GRT and over, by age groups, January 2023 – 2025**



**Graph 4b: Tonnage of Greek Merchant ships of 100 GRT and over, by age groups, January 2023 – 2025**



## METHODOLOGICAL NOTES

<b>Greek Merchant Fleet Survey</b>	The Survey on the Greek Merchant Fleet is conducted on a monthly basis since 1964 without any major methodological changes ever since. The purpose of the survey is to fully record statistical data on the number and basic characteristics of the Greek merchant ships, thus depicting the evolution over the course of time of the Greek merchant fleet.
<b>Legal Framework</b>	The survey is conducted in compliance with the joint Ministerial Decision (No 6792/G-81/11-4-97), signed by the Minister of National Economy and the Minister of Mercantile Marine.
<b>Reference Period</b>	The results of the survey refer <u>to the end of January 2025</u> .
<b>Coverage</b>	The survey covers all domestic Port Authorities, as well as Greek Consular Port Authorities abroad, which keep ship registers. These Authorities have to send a report on a monthly basis to the Hellenic Statistical Authority (ELSTAT), pertaining to the changes in the Greek merchant ships registered in their ship registers.
<b>Definitions</b>	<p><b>Merchant ship:</b> Seagoing self-propelled vessel, at least 10 GRT, designed for the carriage of goods, transport of passengers, for fishing, towing or specially fitted out for other commercial maritime activities.</p> <p><b>Greek merchant fleet:</b> The total number of the merchant ships under Greek flag. The Greek flag carried by these ships means that all their maritime activities (subsidies for ship building, cargo limitations and other tax provisions) are governed by commercial and economic rules which are laid down by the respective Greek authorities.</p> <p><b>Gross Register Tonnage (GRT):</b> Refers to the spaces within the hull and of the enclosed spaces above the deck which are available for carrying goods, food, passengers and crew, GRT is equal to the volume of 100 cubic feet or 2.83 m<sup>3</sup>.</p> <p><b>Net Register Tonnage (NRT):</b> It is derived from the gross tonnage by deducting allowances in respect of spaces used for the crew, navigating and propelling machinery, fuel and water ballasts, and other spaces not used for passengers or cargo.</p> <p><b>Age of ship:</b> indicated by the year of original construction of the hull or that of the hull containing the engine room.</p>
<b>Methodology</b>	<p>It is an exhaustive survey conducted by all domestic Port Authorities and Greek Consular Port Authorities abroad, which report to ELSTAT, on a monthly basis, on changes in the ships pertaining to: a) new registrations of ships in the ship registers, b) change in the name of a ship, c) change of ownership, d) transfers to or from a different port, e) deletion of a ship from a ship's register, f) final measurement – remeasurement of ships, g) replacement of the ship's engine.</p> <p>All these data, after being dully processed, are used to update, through a specially designed software application, the Official Register of Greek Merchant Ships. This Register is used for the production of monthly and annual statistical results.</p>
<b>References</b>	Further information (tables, charts) concerning the Survey on the Greek Merchant Fleet can be found on the webpage of ELSTAT ( <a href="http://www.statistics.gr">www.statistics.gr</a> ), under the link: <a href="https://www.statistics.gr/el/statistics/-/publication/SMA27">https://www.statistics.gr/el/statistics/-/publication/SMA27</a>