

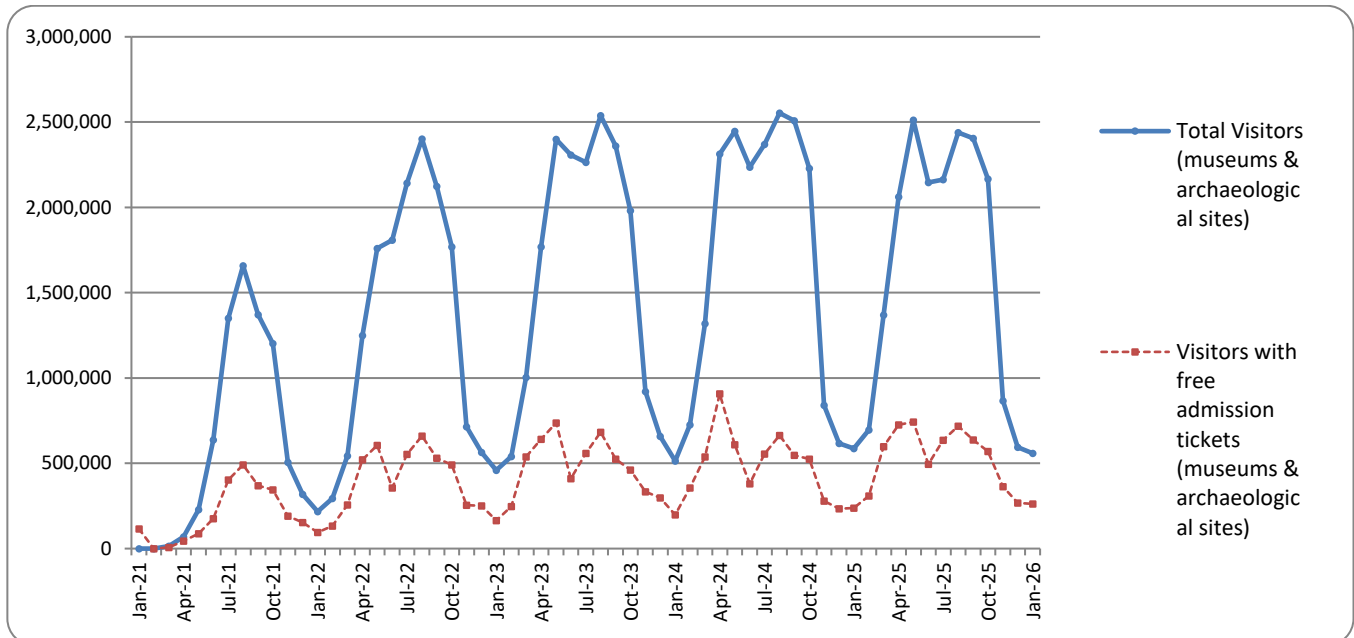


SURVEY ON MUSEUMS AND ARCHAEOLOGICAL SITES ATTENDANCE JANUARY 2026

The Hellenic Statistical Authority (ELSTAT) announces the results of the *Survey on Museums and Archaeological Sites Attendance* for January 2026. More specifically:

- During January 2026 compared with the corresponding month of 2025, museums recorded an increase of 2.6% in the number of visitors, of 3.4% in the number of free admission visitors and of 62.0% in their receipts (Table 1).
- As regards archaeological sites, in January 2026 compared with the corresponding month of 2025, a decrease of 9.9% was recorded in the number of visitors, an increase of 17.1% in the number of free admission visitors and of 105.5% in the corresponding receipts (Table 1).

Graph 1: Visitors of Museums and Archaeological sites (January 2021 – January 2026)



Information on methodological issues:
Sectoral Statistics Division
Tourism and Culture Statistics Section
Head of Section: Eleni Papadopoulou
Tel: +30 213 135 2168
e-mail: e.papadopoulou@statistics.gr

Information for data provision:
Tel. +30 213 135 2022, 2308, 2310
e-mail: data.dissem@statistics.gr

**TABLE 1: VISITORS OF MUSEUMS AND ARCHAEOLOGICAL SITES - TOTAL RECEIPTS
(JANUARY 2025 & JANUARY 2026)**

I. NUMBER OF VISITORS			
Museums and Archaeological sites	2025	2026	Change 2026/2025
Total number of visitors (A+B)	587,161	557,973	-5.0%
A. Museums (C+E)	233,531	239,503	2.6%
Acropolis Museum	68,449	71,768	4.8%
National Archaeological	30,521	36,387	19.2%
Ancient Olympia ⁽¹⁾	3,823	3,729	-2.5%
Palace of the Grand Master (Rhodes) ⁽³⁾	1,180	3,527	198.9%
Heraklion Archaeological (Crete)	4,119	4,632	12.5%
White Tower	11,596	9,426	-18.7%
Delphi ⁽¹⁾	16,839	15,863	-5.8%
Other museums	97,004	94,171	-2.9%
B. Archaeological Sites (D+F)	353,630	318,470	-9.9%
Epidavros	16,592	14,634	-11.8%
The Acropolis of Mycenae & Atreus' Treasure	17,820	15,847	-11.1%
The Acropolis of Athens	162,091	157,676	-2.7%
Sounio	16,870	13,642	-19.1%
The Acropolis of Lindos	504	777	54.2%
Royal Tombs of Vergina	9,470	7,439	-21.4%
Ancient Olympia ⁽¹⁾	3,838	2,932	-23.6%
Knossos (Crete)	5,754	5,139	-10.7%
Phaistos (Crete)	393	494	25.7%
Ancient Korinthos	6,992	6,821	-2.4%
Mystras	3,938	2,748	-30.2%
Delphi ⁽³⁾	10,781	8,272	-23.3%
Other archaeological sites	98,587	82,049	-16.8%
II. VISITORS WHO PAID TICKET			
	2025	2026	Change 2026/2025
Total number of visitors who paid ticket (C+D)	350,327	296,009	-15.5%
C. Museums ⁽³⁾	121,032	123,128	1.7%
D. Archaeological sites	229,295	172,881	-24.6%
III. VISITORS WITH FREE ADMISSION TICKETS			
	2025	2026	Change 2026/2025
Total number of visitors with free admission ticket (E+F)	236,834	261,964	10.6%
E. Museums	112,499	116,375	3.4%
F. Archaeological sites	124,335	145,589	17.1%
IV. RECEIPTS (euros)			
	2025	2026	Change 2026/2025
Total Receipts (G+H)⁽²⁾	3,114,588	5,906,185	89.6%
G. Museums ⁽³⁾	1,135,466	1,839,145	62.0%
H. Archaeological sites	1,979,122	4,067,040	105.5%

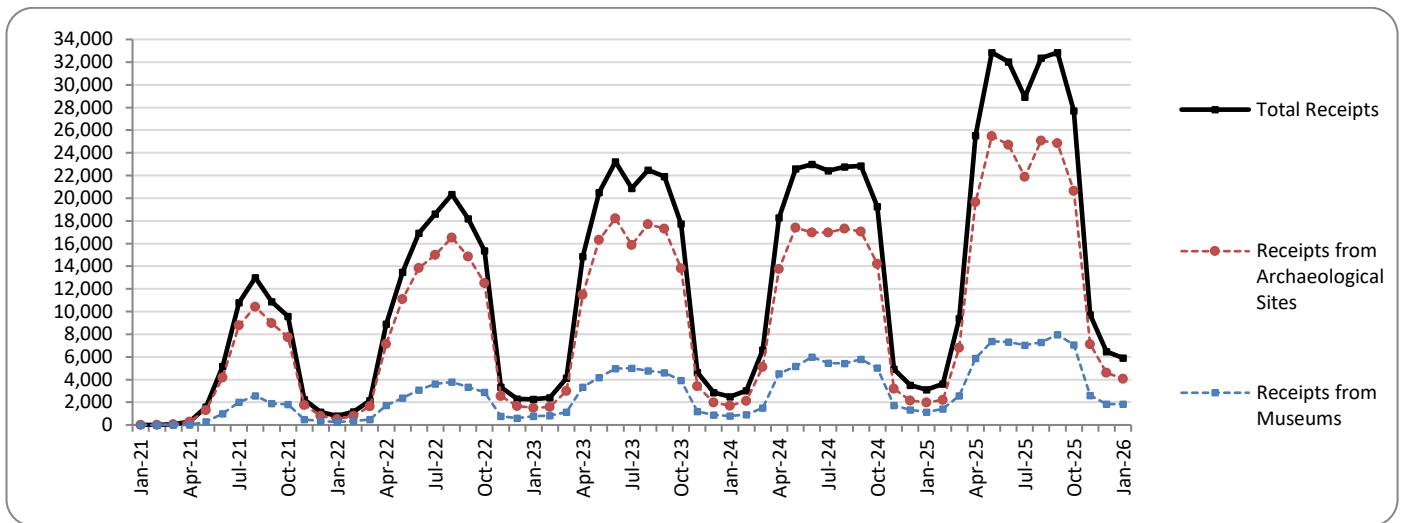
⁽¹⁾ Since April 2024, it has been possible to purchase tickets online from the museums of Ancient Olympia and Delphi, with the possibility of visiting the corresponding archaeological site, without it being possible to distinguish between museum and archaeological site visits.

⁽²⁾ Pursuant to the provisions of Joint Ministerial Decision 117624 (Official Journal 1968/issue B/29-03-24), as of 01/04/2025 a new pricing policy to visits to museums and archaeological sites, is in force.

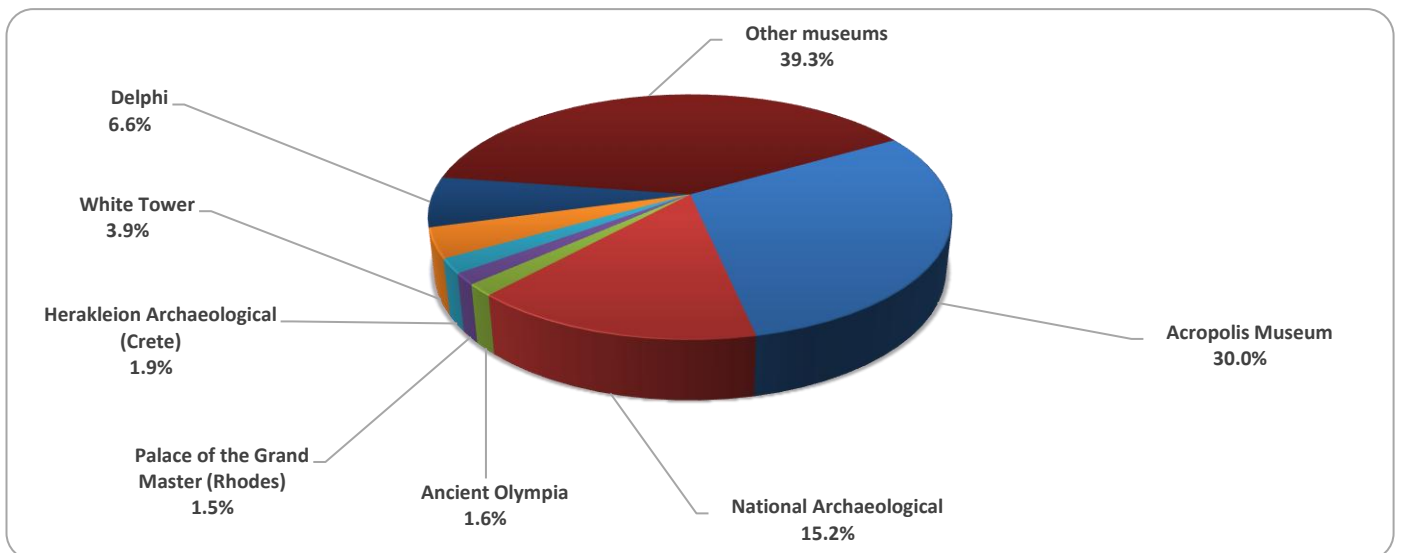
⁽³⁾ Updated administrative data for January 2025.

The following graphs depict the evolution of the receipts of Museums and Archaeological Sites (Graph 2), as well as the number of visitors by Museum (Graph 3) and by Archaeological Site (Graph 4).

Graph 2: Receipts from Museums and Archaeological Sites (January 2021 – January 2026)
(in thousand euro)



Graph 3: Percentage distribution of visitors by Museum, January 2026



Graph 4: Percentage distribution of visitors by Archaeological site, January 2026

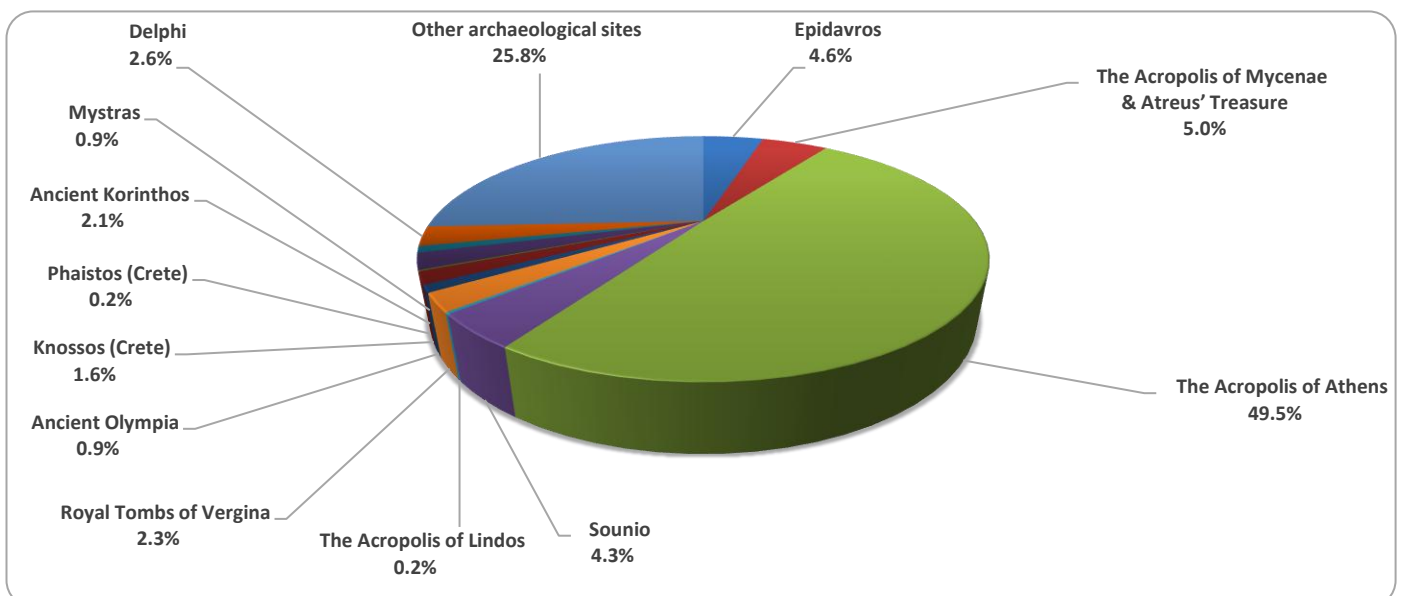


TABLE 2: VISITORS OF MUSEUMS AND ARCHAEOLOGICAL SITES - TOTAL RECEIPTS
(2024, 2025, JANUARY 2024 -JANUARY 2025)

I. VISITORS					
Museums and Archaeological sites	2024	2025	JANUARY		Change 2026/2025
			2025	2026	
Total number of visitors (A+B)	20,661,857	20,005,955	587,161	557,973	-5.0%
A. Museums (C+E)	6,651,911	6,678,093	233,531	239,503	2.6%
Acropolis Museum	1,994,279	1,994,050	68,449	71,768	4.8%
National Archaeological Ancient Olympia ⁽¹⁾	642,956	665,414	30,521	36,387	19.2%
Palace of the Grand Master (Rhodes) ⁽³⁾	286,519	301,459	3,823	3,729	-2.5%
Herakleion Archaeological (Crete)	370,138	311,678	1,180	3,527	198.9%
White Tower	379,363	387,682	4,119	4,632	12.5%
Delphi ⁽¹⁾	239,767	233,683	11,596	9,426	-18.7%
Other museums	445,188	463,159	16,839	15,863	-5.8%
	2,293,701	2,320,968	97,004	94,171	-2.9%
B. Archaeological Sites (D+F)	14,009,946	13,327,862	353,630	318,470	-9.9%
Epidavros	548,971	525,113	16,592	14,634	-11.8%
The Acropolis of Mycenae & Atreus' Treasure	547,361	501,256	17,820	15,847	-11.1%
The Acropolis of Athens	4,557,693	4,609,113	162,091	157,676	-2.7%
Sounio	421,556	382,650	16,870	13,642	-19.1%
The Acropolis of Lindos	702,363	595,625	504	777	54.2%
Royal Tombs of Vergina	244,013	188,487	9,470	7,439	-21.4%
Ancient Olympia ⁽¹⁾	301,987	276,674	3,838	2,932	-23.6%
Knossos (Crete)	1,010,006	977,299	5,754	5,139	-10.7%
Phaistos (Crete)	84,637	65,431	393	494	25.7%
Ancient Korinthos ⁽¹⁾	253,085	254,270	6,992	6,821	-2.4%
Mystras	153,789	137,611	3,938	2,748	-30.2%
Delphi ⁽¹⁾	292,619	216,389	10,781	8,272	-23.3%
Other archaeological sites	4,891,866	4,597,944	98,587	82,049	-16.8%
II. VISITORS WHO PAID TICKET					
	2024	2025	JANUARY		Change 2026/2025
			2025	2026	
Total number of visitors who paid ticket (C+D)	14,869,892	13,708,555	350,327	296,009	-15.5%
C. Museums	4,489,241	4,289,769	121,032	123,128	1.7%
D. Archaeological sites	10,380,651	9,418,786	229,295	172,881	-24.6%
III. VISITORS WITH FREE ADMISSION TICKETS					
	2024	2025	JANUARY		Change 2025
			2025	2026	
Total number of visitors with free admission ticket (E+F)	5,791,965	6,297,400	236,834	261,964	10.6%
E. Museums	2,162,670	2,388,324	112,499	116,375	3.4%
F. Archaeological sites	3,629,295	3,909,076	124,335	145,589	17.1%
IV. RECEIPTS (euros)					
	2024	2025	JANUARY		Change 2026/2025
			2025	2026	
Total Receipts (G+H) ⁽²⁾	171,680,632	244,557,074	3,114,588	5,906,185	89.6%
G. Museums ⁽³⁾	43,688,040	59,482,164	1,135,466	1,839,145	62.0%
H. Archaeological sites	127,992,592	185,074,910	1,979,122	4,067,040	105.5%

⁽¹⁾ Since April 2024, it has been possible to purchase tickets online from the museums of Ancient Olympia and Delphi, with the possibility of visiting the corresponding archaeological site, without it being possible to distinguish between museum and archaeological site visits

⁽²⁾ Pursuant to the provisions of Joint Ministerial Decision 117624 (Official Journal 1968/issue B/29-03-24), as of 01/04/2025 a new pricing policy to visits to museums and archaeological sites, is in force.

⁽³⁾ Updated administrative data for January 2025.

EXPLANATORY NOTES

Survey on Museums and Archaeological Sites Attendance	<p>The Survey on Museums and Archaeological Sites Attendance has been producing results since 1970. The survey collects data from the Hellenic Organization of Cultural Resources Development (HOCRED), supervised by the Ministry of Culture, on the number of visitors and the receipts from the tickets sold in the Museums and Archaeological sites of the country.</p> <p>The corresponding data for the Acropolis Museum is available from December 2009 onwards. Pursuant to the provisions of Joint Ministerial Decision 117624 (Official Journal 1968/issue B/29-03-24), as 01/04/2025 a new pricing policy shall apply to visits to museums and archaeological sites.</p>
Legal Framework	<p>The survey is conducted since 1970 on a regular basis and it produces results on a monthly and yearly basis, in compliance with the Joint Ministerial Decision 15189/B379/73.</p>
Reference Period	<p>01/01/2026 – 31/01/2026</p>
Methodology and Definitions	<p>The survey is conducted on a monthly basis from data mainly collected from the Hellenic Organization of Cultural Resources Development (HOCRED), supervised by the Ministry of Culture, on the number of visitors and the receipts from the tickets sold in the Museums and Archaeological sites of the Country. ELSTAT tabulates and presents the data for the whole of the Country, by month and by year.</p>
References	<p>More information on the Survey on Museums and Archaeological Sites Attendance and detailed time series are available on: http://www.statistics.gr/en/statistics/-/publication/SCI21/</p>