



## **PRESS RELEASE**

### **ISSUING OF MOTOR VEHICLE LICENSES: MARCH 2021**

The Hellenic Statistical Authority announces that in March 2021, 16,731 road motor cars (both new and used from abroad) were put into circulation for the first time, recording a 97.5% increase compared with the corresponding month of 2020 when the number of road motor cars was 8,470. In March 2020, a 50.8% decrease had been observed in comparison with the corresponding month of 2019 (Table 1, Graphs 1,2,3,5). A total number of 10,017 new cars were put into circulation in March 2021 compared with 4,115 in March 2020, recording an 143.4% increase.

The new motorcycles over 50cc (both new and used from abroad) that were put into circulation for the first time in March 2021 amounted to 3,444, against 1,696 in 2020, thus recording an 103.1% increase. In March 2020, a 37.9% decrease had been observed in comparison with the corresponding month of 2019 (Table 1, Graph 4). Out of the above motorcycles 3,172 were new, while the corresponding figure in March 2020 was 1,548, recording an 104.9% increase.

During the period January - March 2021, 46,178 road motor cars (both new and used from abroad) were put into circulation for the first time, representing a decrease of 2.6% compared to the corresponding period of 2020 when the number of road motor cars was 47,414. During the period January - March 2020 a decrease of 10.9% had been observed in comparison with the corresponding period of 2019 (Table 3, Graphs 6,7). Out of the above number of road motor cars that were put into circulation, from January to March 2021, 25,874 were new, while the corresponding number during the respective period of 2020 was 22,938, recording an increase of 12.8%.

During the period January - March 2021 the circulation of new motorcycles over 50cc (both new and used from abroad) amounted to 7,915 against 6,716 in 2020, thus representing a 17.9% increase. An increase of 2.4% had been observed during the period January - March 2020 in comparison with the corresponding period of 2019 (Table 3, Graphs 6,7). A total number of 7,109 new motorcycles were put into circulation, from January to March 2021, compared with 6,086 during the corresponding period of 2020, recording a 16.8% increase.

*Information on methodological issues:*

*Sectoral Statistics Division*

*Transport Statistics Section*

Pota Tzortzi, Konstantinos Menexes

Tel: +30 213 135 2187, +30 213 135 3055

Fax: +30 213 135 2757

e-mail: [p.tzortzi@statistics.gr](mailto:p.tzortzi@statistics.gr), [k.menexes@statistics.gr](mailto:k.menexes@statistics.gr)

*Information for data provision:*

Tel: +30 213 135 2022

e-mail: [data.dissem@statistics.gr](mailto:data.dissem@statistics.gr)

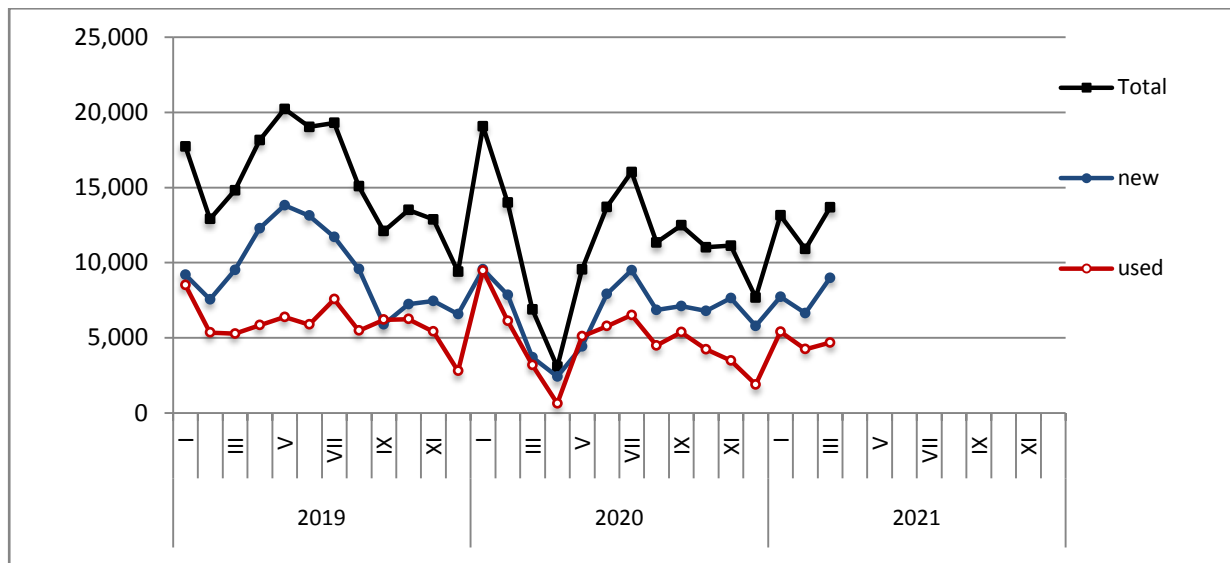
Table 1. Road motor vehicles, both new and used, put into circulation for the first time in Greece: March 2019 - 2021

Category of Road Motor Vehicles	March									Change (%)					
	2019			2020			2021			2020/2019			2021/2020		
	Total	New	Used	Total	New	Used	Total	New	Used	Total	New	Used	Total	New	Used
Greece, total															
Road Motor Vehicles,total	19,934	12,614	7,320	10,166	5,663	4,503	20,175	13,189	6,986	-49.0%	-55.1%	-38.5%	98.5%	132.9%	55.1%
1. Road motor cars	17,205	10,213	6,992	8,470	4,115	4,355	16,731	10,017	6,714	-50.8%	-59.7%	-37.7%	97.5%	143.4%	54.2%
Passenger Cars	14,811	9,517	5,294	6,902	3,703	3,199	13,674	8,983	4,691	-53.4%	-61.1%	-39.6%	98.1%	142.6%	46.6%
Buses	131	26	105	90	19	71	106	19	87	-31.3%	-26.9%	-32.4%	17.8%	0.0%	22.5%
Lorries	2,263	670	1,593	1,478	393	1,085	2,951	1,015	1,936	-34.7%	-41.3%	-31.9%	99.7%	158.3%	78.4%
2. Motorcycles > 50 cc	2,729	2,401	328	1,696	1,548	148	3,444	3,172	272	-37.9%	-35.5%	-54.9%	103.1%	104.9%	83.8%
Prefecture of Attica															
Road Motor Vehicles,total	10,586	8,257	2,329	5,172	3,638	1,534	11,174	8,403	2,771	-51.1%	-55.9%	-34.1%	116.0%	131.0%	80.6%
1. Road motor cars	9,294	7,031	2,263	4,228	2,737	1,491	9,370	6,662	2,708	-54.5%	-61.1%	-34.1%	121.6%	143.4%	81.6%
Passenger Cars	8,585	6,694	1,891	3,730	2,524	1,206	8,201	6,057	2,144	-56.6%	-62.3%	-36.2%	119.9%	140.0%	77.8%
Buses	55	19	36	30	1	29	18	7	11	-45.5%	-94.7%	-19.4%	-40.0%	600.0%	-62.1%
Lorries	654	318	336	468	212	256	1,151	598	553	-28.4%	-33.3%	-23.8%	145.9%	182.1%	116.0%
2. Motorcycles > 50 cc	1,292	1,226	66	944	901	43	1,804	1,741	63	-26.9%	-26.5%	-34.8%	91.1%	93.2%	46.5%

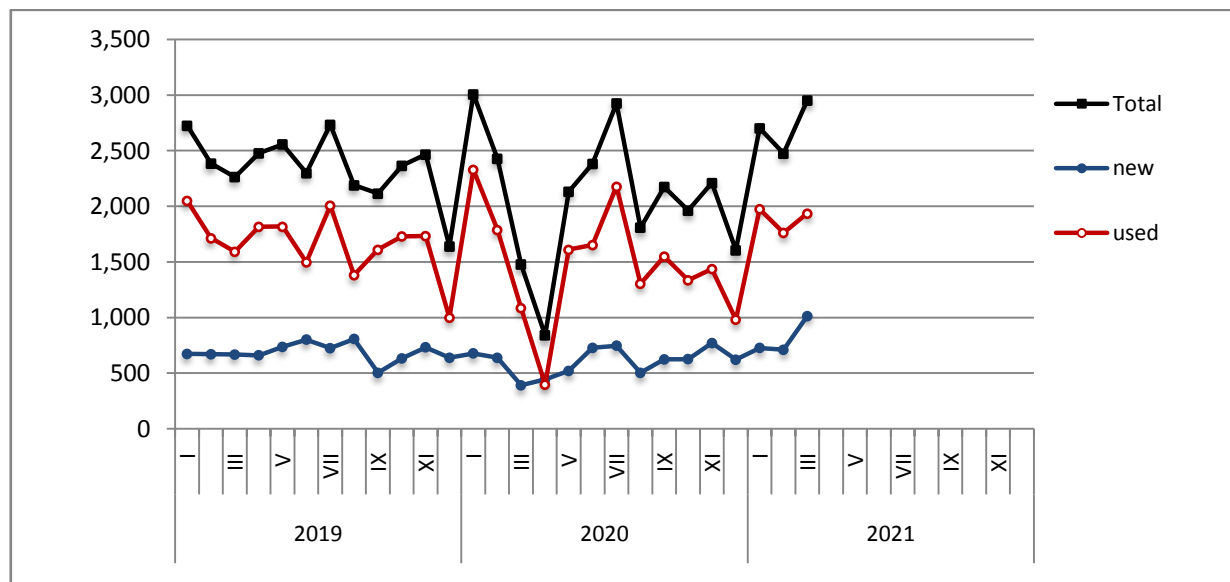
Table 2. Road motor vehicles, both new and used, put into circulation for the first time in Greece: April 2019 - March 2021

Category of Road Motor Vehicles	Average Apr. 2019 - Mar. 2020			Average Apr. 2020 - Mar. 2021			Change (%)		
							Average Apr. 2020 - Mar. 2021 / Average Apr. 2019 - Mar. 2020		
	Total	New	Used	Total	New	Used	Total	New	Used
Greece, total									
Road Motor Vehicles,total	20,919	12,965	7,954	16,759	10,551	6,208	-19.9%	-18.6%	-22.0%
1. Road motor cars	17,426	9,765	7,661	13,445	7,510	5,935	-22.8%	-23.1%	-22.5%
Passenger Cars	14,969	9,073	5,896	11,150	6,819	4,331	-25.5%	-24.8%	-26.5%
Buses	144	29	115	114	20	94	-20.8%	-31.0%	-18.3%
Lorries	2,313	663	1,650	2,181	671	1,510	-5.7%	1.2%	-8.5%
2. Motorcycles > 50 cc	3,493	3,200	293	3,314	3,041	273	-5.1%	-5.0%	-6.8%

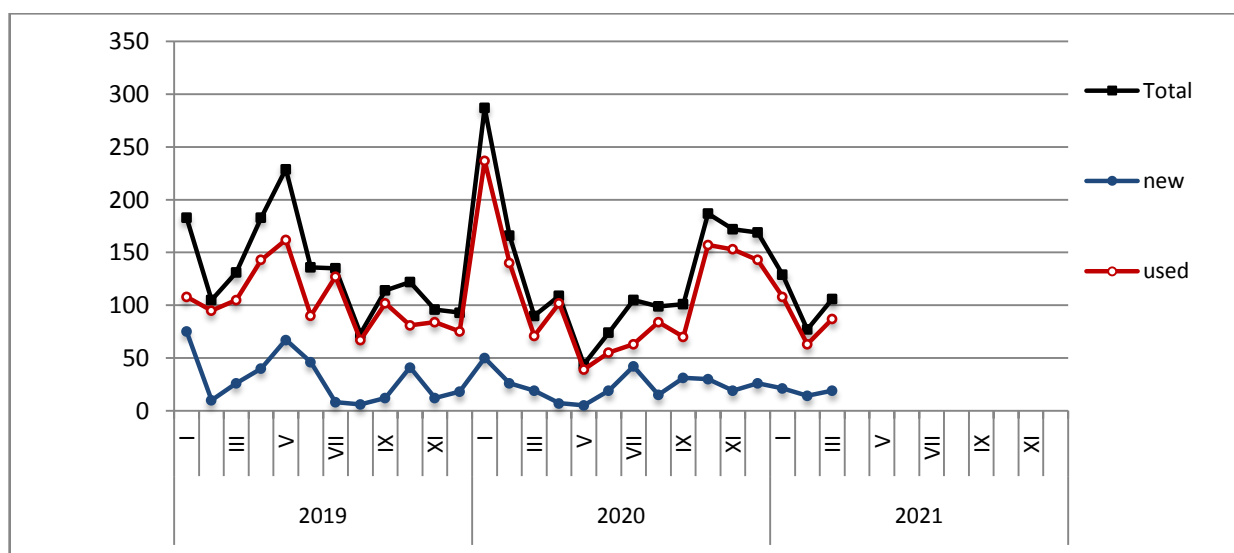
**Graph 1: Passenger Cars (January 2019 – March 2021)**



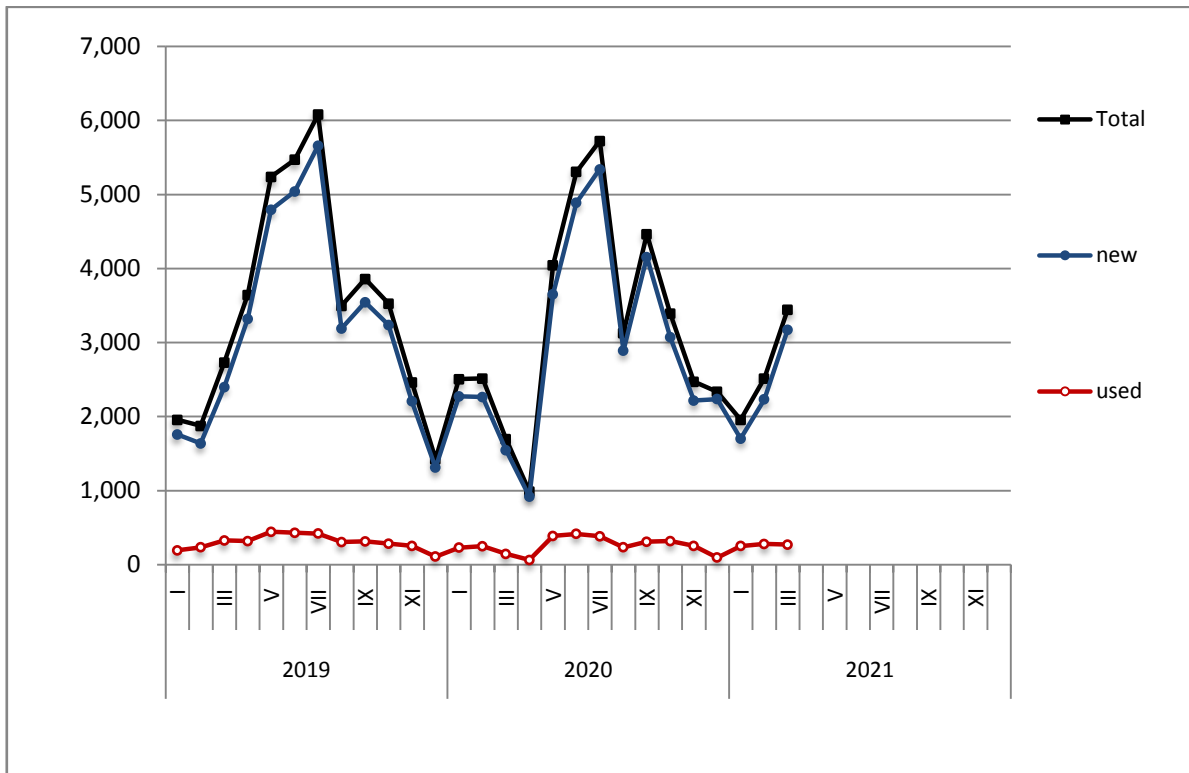
**Graph 2: Lorries (January 2019 – March 2021)**



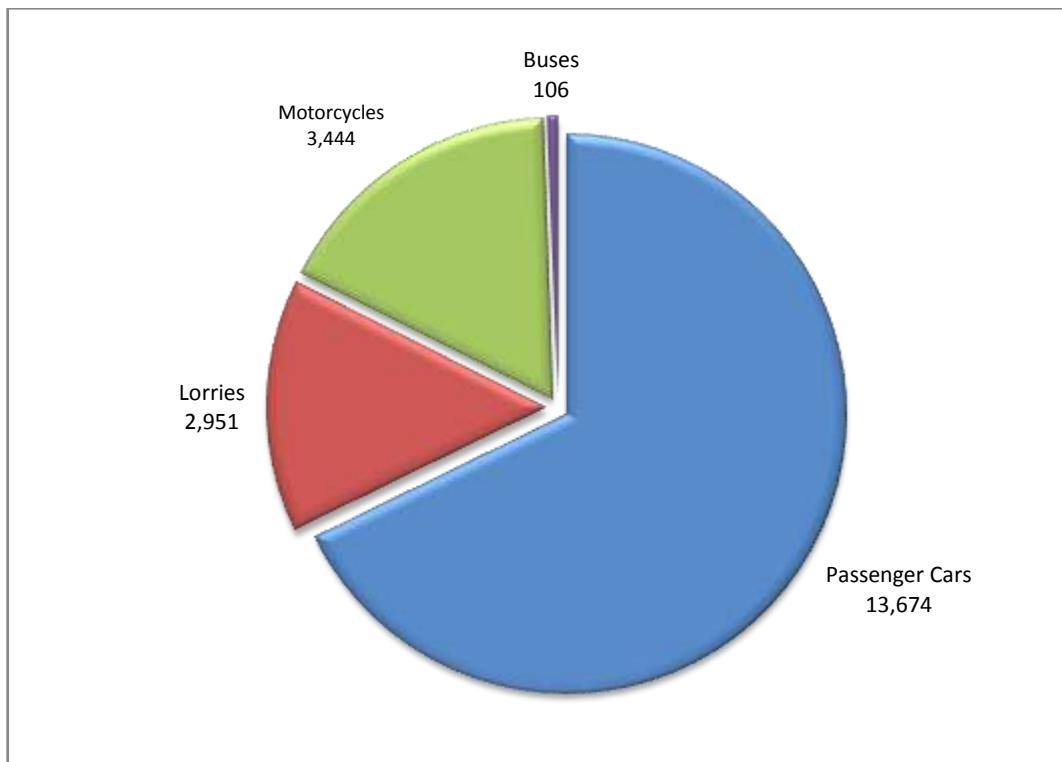
**Graph 3: Buses (January 2019 – March 2021)**



**Graph 4: Motorcycles (January 2019 – March 2021)**



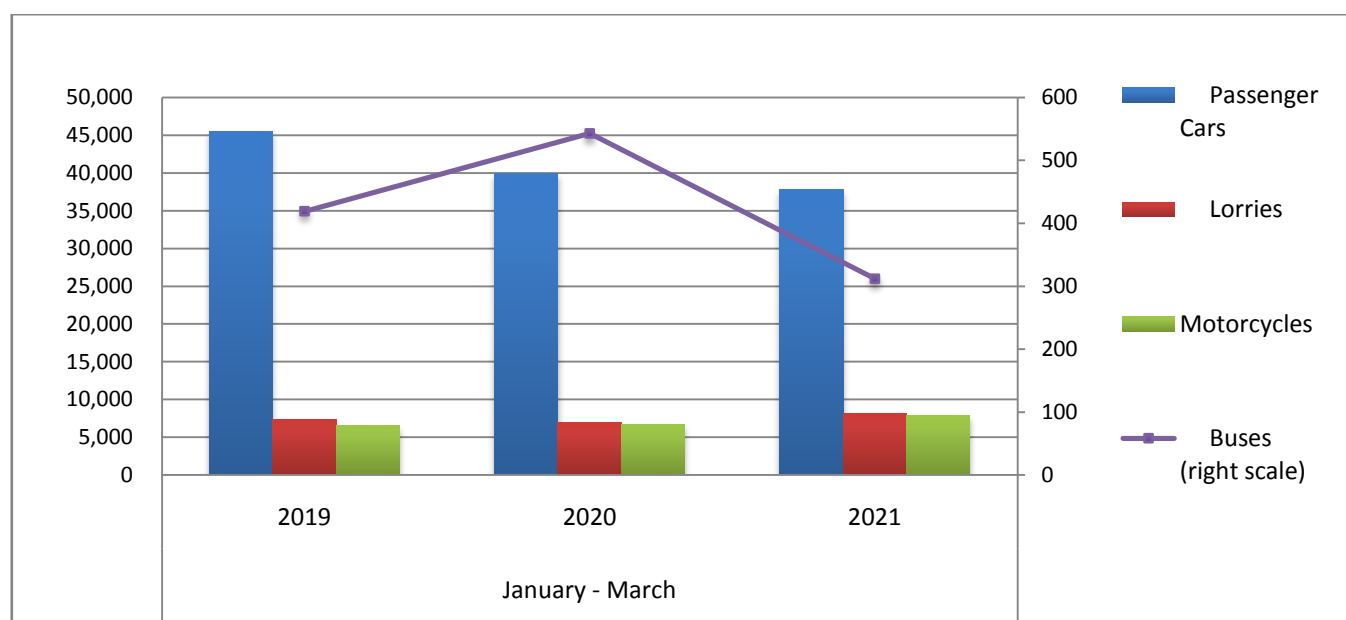
**Graph 5: New Registrations of Motor Vehicles (March 2021)**



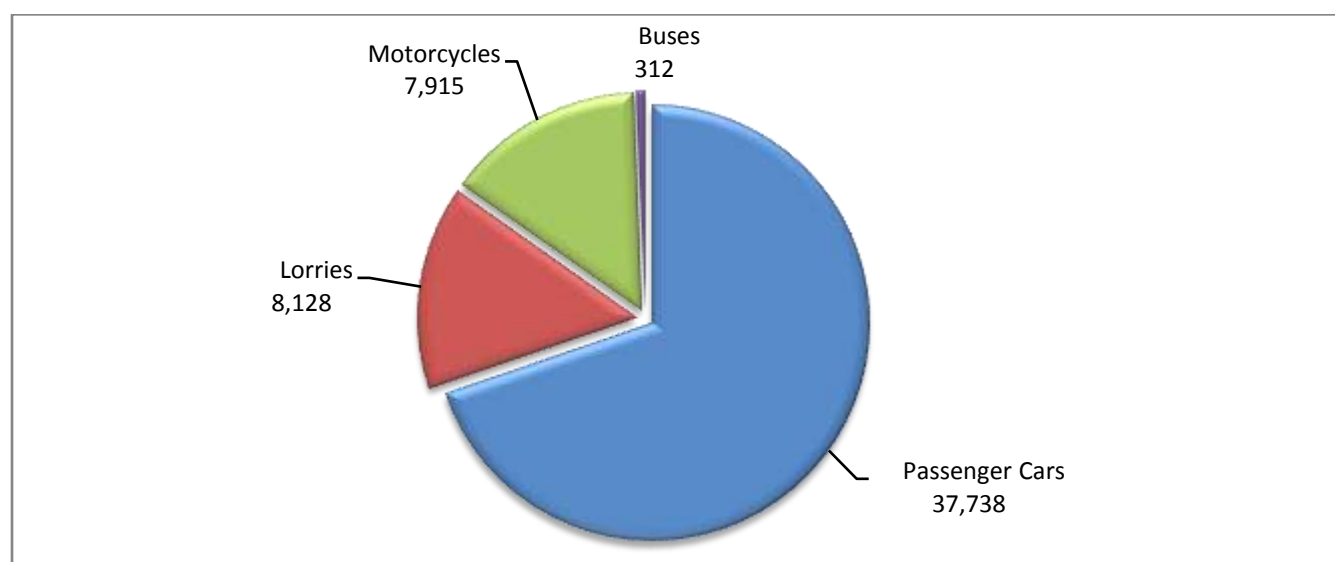
**Table 3. Road motor vehicles, both new and used, put into circulation for the first time in Greece: January - March, years 2019 till 2021**

Category of Road Motor Vehicles	January - March									Change (%)					
	2019			2020			2021			2020/2019			2021/2020		
	Total	New	Used	Total	New	Used	Total	New	Used	Total	New	Used	Total	New	Used
<b>Greece, total</b>															
Road Motor Vehicles,total	59,803	34,198	25,605	54,130	29,024	25,106	54,093	32,983	21,110	-9.5%	-15.1%	-1.9%	-0.1%	13.6%	-15.9%
1. Road motor cars	53,243	28,396	24,847	47,414	22,938	24,476	46,178	25,874	20,304	-10.9%	-19.2%	-1.5%	-2.6%	12.8%	-17.0%
Passenger Cars	45,451	26,268	19,183	39,957	21,131	18,826	37,738	23,364	14,374	-12.1%	-19.6%	-1.9%	-5.6%	10.6%	-23.6%
Buses	419	111	308	543	95	448	312	54	258	29.6%	-14.4%	45.5%	-42.5%	-43.2%	-42.4%
Lorries	7,373	2,017	5,356	6,914	1,712	5,202	8,128	2,456	5,672	-6.2%	-15.1%	-2.9%	17.6%	43.5%	9.0%
2. Motorcycles > 50 cc	6,560	5,802	758	6,716	6,086	630	7,915	7,109	806	2.4%	4.9%	-16.9%	17.9%	16.8%	27.9%
<b>Prefecture of Attica</b>															
Road Motor Vehicles,total	29,887	21,979	7,908	25,926	18,193	7,733	28,989	21,161	7,828	-13.3%	-17.2%	-2.2%	11.8%	16.3%	1.2%
1. Road motor cars	26,523	18,807	7,716	22,187	14,634	7,553	24,552	16,951	7,601	-16.3%	-22.2%	-2.1%	10.7%	15.8%	0.6%
Passenger Cars	24,356	17,823	6,533	19,977	13,709	6,268	21,546	15,542	6,004	-18.0%	-23.1%	-4.1%	7.9%	13.4%	-4.2%
Buses	144	38	106	199	48	151	74	27	47	38.2%	26.3%	42.5%	-62.8%	-43.8%	-68.9%
Lorries	2,023	946	1,077	2,011	877	1,134	2,932	1,382	1,550	-0.6%	-7.3%	5.3%	45.8%	57.6%	36.7%
2. Motorcycles > 50 cc	3,364	3,172	192	3,739	3,559	180	4,437	4,210	227	11.1%	12.2%	-6.3%	18.7%	18.3%	26.1%

**Graph 6. New Motor Vehicles Circulation Licenses: January – March, years 2019 till 2021**



**Graph 7. New Registrations of Motor Vehicles: January – March 2021**



**Table 4**  
**Sales of new and used passenger cars by make: March 2021 and January - March 2021**

Make	Passenger cars			
	March		January - March	
	new	used	new	used
ALFA ROMEO	5	50	10	168
ALPINA	1	-	1	-
ALPINE	-	-	-	1
ASTON MARTIN	-	1	-	2
AUDI	302	78	779	231
BENTLEY	-	-	-	1
BMW	309	116	960	361
BMW,MINI	-	-	-	1
CHEVROLET	-	38	-	132
CITROEN	112	143	317	414
CITROEN / DS	315	2	814	4
CUPRA	4	-	7	-
DACIA	155	67	379	225
DAIHATSU	-	10	-	36
DETHLEFFS	-	3	-	6
DODGE	-	-	-	1
DS	21	1	70	3
FERRARI	-	3	-	9
FIAT	303	257	599	831
FORD	365	393	968	1,193
HONDA	21	60	80	195
HUMER	-	-	-	1
HYMER	-	2	1	2
HYUNDAI	791	374	1,646	1,128
IVECO	-	-	-	1
JAGUAR	10	4	17	14
JEEP	183	11	361	42
KIA	278	91	763	246
LADA	-	1	-	3
LAMBORGHINI	-	1	-	4
LANCIA	-	11	-	38
LAND ROVER	42	36	154	119
LEXUS	11	1	37	21
LOTUS	-	1	-	1
MASERATI	1	-	1	2
MAZDA	44	12	78	47
MCLAREN	-	-	-	2
MERCEDES	427	156	1,077	552
MERCEDES <sup>1</sup>	2	-	3	-
MG	-	1	-	1
MIA ELECTRIC	-	-	-	1
MINI	188	31	460	109
MITSUBISHI	28	38	73	164
MPM MOTORS	-	1	-	1
NISSAN	457	371	1,013	1,064
NISSAN <sup>1</sup>	-	-	1	-
OPEL	500	391	1,536	1,191

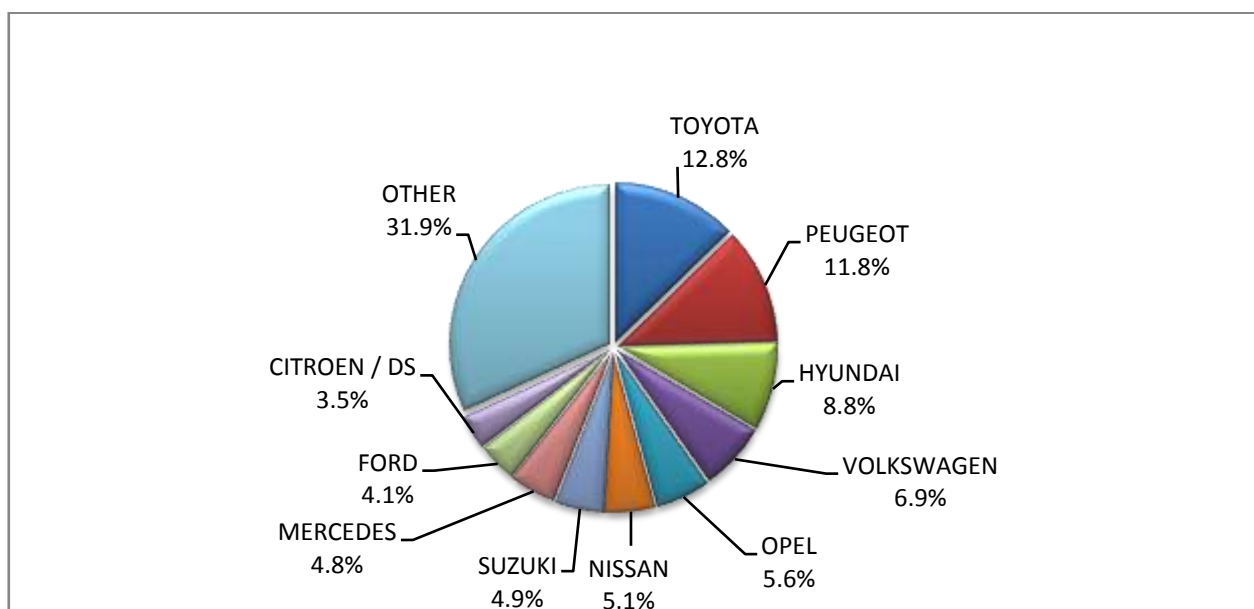
**Table 4 (cont)**  
**Sales of new and used passenger cars by make: March 2021 and January - March 2021**

Make	Passenger cars			
	March		January - March	
	new	used	new	used
PEUGEOT	1,058	203	2,763	593
PEUGEOT <sup>2</sup>	7	-	20	-
PORSCHE	6	40	22	139
PSA AUTOMOBILES	-	-	2	-
RANGE ROVER	-	-	1	11
RENAULT	208	417	758	1,102
ROLLER TEAM	-	-	1	1
ROLLS ROYCE	-	1	-	2
SAAB	-	1	-	6
SEA / MOBILVETT	-	-	-	1
SEAT	89	38	280	138
SKODA	259	104	709	278
SMART	2	174	16	548
SSANGYONG	-	1	-	2
SUBARU	4	5	8	17
SUZUKI	439	101	1,116	371
TESLA	164	1	168	7
TOYOTA	1,148	588	3,349	1,828
TRIGANO	-	-	-	2
TRIUMPH	-	-	-	1
VOLKSWAGEN	619	245	1,542	708
VOLKSWAGEN <sup>1</sup>	-	-	1	-
VOLVO	105	16	403	49
WARTBURG	-	-	-	2
<b>TOTAL</b>	<b>8,983</b>	<b>4,691</b>	<b>23,364</b>	<b>14,374</b>

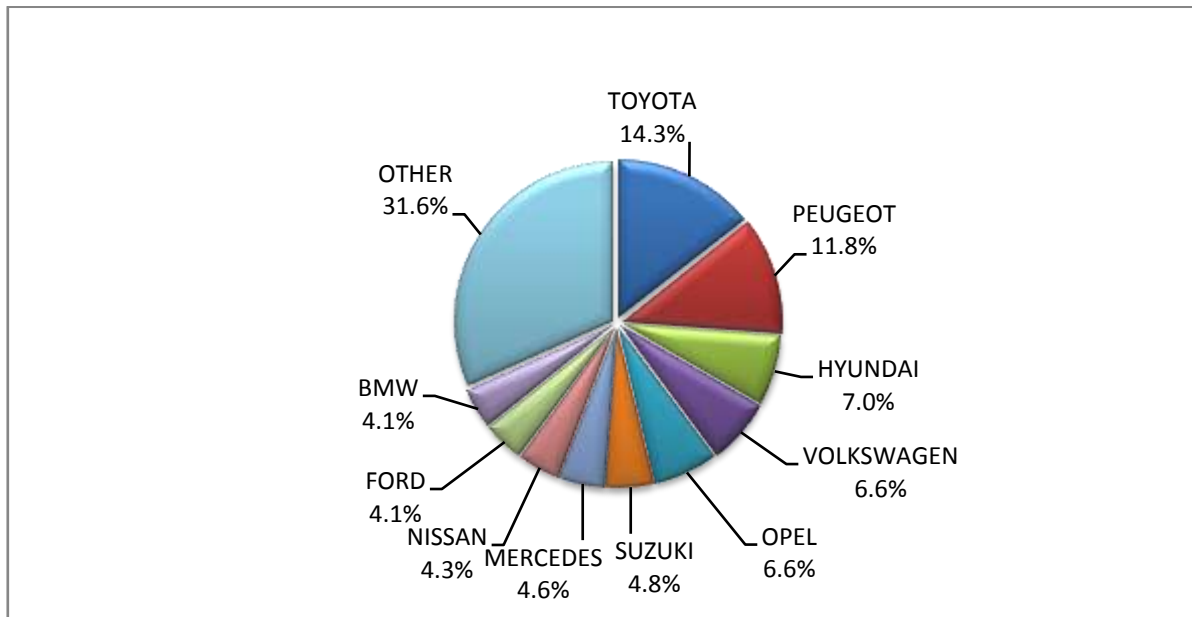
1 : With 2nd/3rd stage manufacturer in Greece.

2 : With 2nd/3rd stage manufacturer abroad.

**Graph 8. Sales of new passenger cars by make (March 2021)**



**Graph 9. Sales of new passenger cars by make (January - March 2021)**



**Table 5**  
**Sales of new and used lorries by make: March 2021 and January - March 2021**

Make	Lorries			
	March		January - March	
	new	used	new	used
ALFA ROMEO	-	1	-	1
BMW	-	-	-	1
CHEVROLET	-	-	-	1
CHRYSLER	-	1	-	1
CIFA	-	-	2	-
CITROEN	120	71	318	181
DACIA	18	4	55	27
DAF	2	52	3	149
DAF <sup>1</sup>	2	-	7	-
DODGE	-	-	-	2
FCA US LLC	-	3	-	4
FIAT	114	218	270	610
FIAT-IVECO	-	6	-	15
FORD	213	248	517	719
FORD <sup>1</sup>	8	-	10	-
GINAF	-	1	-	1
GMS	-	-	-	1
HYUNDAI	-	3	-	13
ISUZU	3	17	14	65
IVECO	-	28	8	70
IVECO <sup>1</sup>	19	1	38	1
IVECO MAGIRUS	-	-	-	10
IZUZU	1	-	5	7
JEEP	-	-	-	3
KASSBOHRER	-	-	-	1



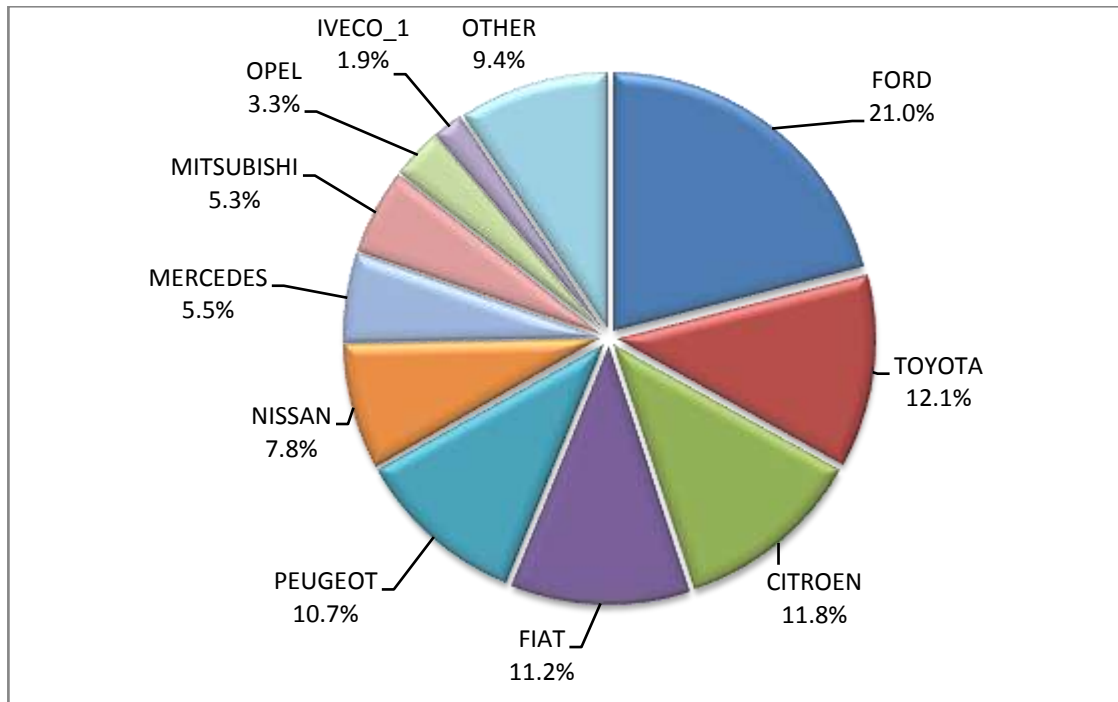
**Table 5 (cont)**  
**Sales of new and used lorries by make: March 2021 and January - March 2021**

Make	Lorries			
	March		January - March	
	new	used	new	used
KIA	-	2	-	2
LAND ROVER	-	-	-	3
MAHINDRA	-	-	-	1
MAN	-	90	1	299
MAN <sup>1</sup>	-	-	4	1
MAXUS , LDV	-	-	1	-
MAZDA	-	12	-	37
MERCEDES	56	470	116	1,353
MERCEDES <sup>1</sup>	14	1	21	4
MERCEDES <sup>2</sup>	-	2	-	2
MITSUBISHI	54	40	81	119
MITSUBISHI <sup>1</sup>	5	1	12	1
MOSCHOU CRANE	-	-	-	1
NISSAN	79	64	138	218
OPEL	33	70	55	205
PEUGEOT	109	63	311	175
PFAU	-	-	-	1
PIAGGIO	4	3	8	6
PIAGGIO <sup>1</sup>	3	-	4	-
RENAULT	4	129	15	315
SCANIA	1	71	4	236
SEAT	-	2	-	2
SKODA	-	2	-	9
SSANGYONG	-	1	-	2
STEYER	-	-	-	1
SUZUKI	2	1	2	1
TOYOTA	123	49	366	145
VOLKSWAGEN	18	78	52	245
VOLKSWAGEN <sup>1</sup>	-	-	2	-
VOLVO	2	131	5	405
VOLVO <sup>1</sup>	8	-	11	-
<b>TOTAL</b>	<b>1,015</b>	<b>1,936</b>	<b>2,456</b>	<b>5,672</b>

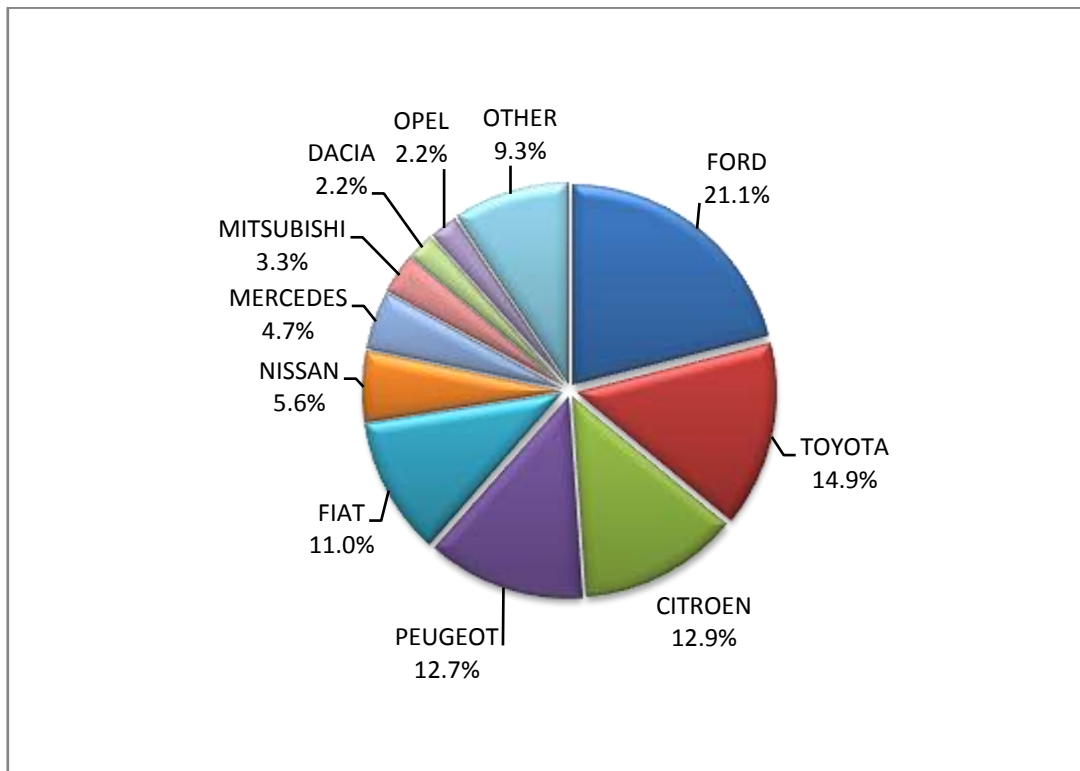
**1 : With 2nd/3rd stage manufacturer in Greece.**

**2 : With 2nd/3rd stage manufacturer abroad.**

**Graph 10. Sales of new lorries by make (March 2021)**



**Graph 11. Sales of new lorries by make (January – March 2021)**



**Table 6**  
**Sales of new and used buses by make: March 2021 and January - March 2021**

Make	Buses			
	March		January - March	
	new	used	new	used
BOVA	-	3	-	10
FIAT <sup>2</sup>	2	-	10	-
FORD	-	3	-	5
IRISBUS	-	-	-	3
IRIZAR	-	-	1	-
IVECO	-	1	-	5
MAN	3	4	3	11
MAN/NEOPLAN	-	-	-	1
MERCEDES	5	45	11	141
MERCEDES <sup>1</sup>	8	1	22	1
MERCEDES <sup>2</sup>	1	1	2	1
NEOPLAN	-	1	-	4
SCANIA	-	1	-	4
SCANIA <sup>2</sup>	-	-	1	-
SETRA	-	4	1	17
SOLARIS	-	6	-	24
TEMSA	-	2	1	4
TURKKAR	-	1	-	1
VOLVO	-	-	-	1
VAN HOOL	-	-	-	3
VOLKSWAGEN	-	2	-	2
VOLVO	-	12	-	20
VOLVO / IRIZAR	-	-	2	-
<b>TOTAL</b>	<b>19</b>	<b>87</b>	<b>54</b>	<b>258</b>

**1 : With 2nd/3rd stage manufacturer in Greece.**

**2 : With 2nd/3rd stage manufacturer abroad.**

**Graph 12. Sales of new buses by make (January – March 2021)**

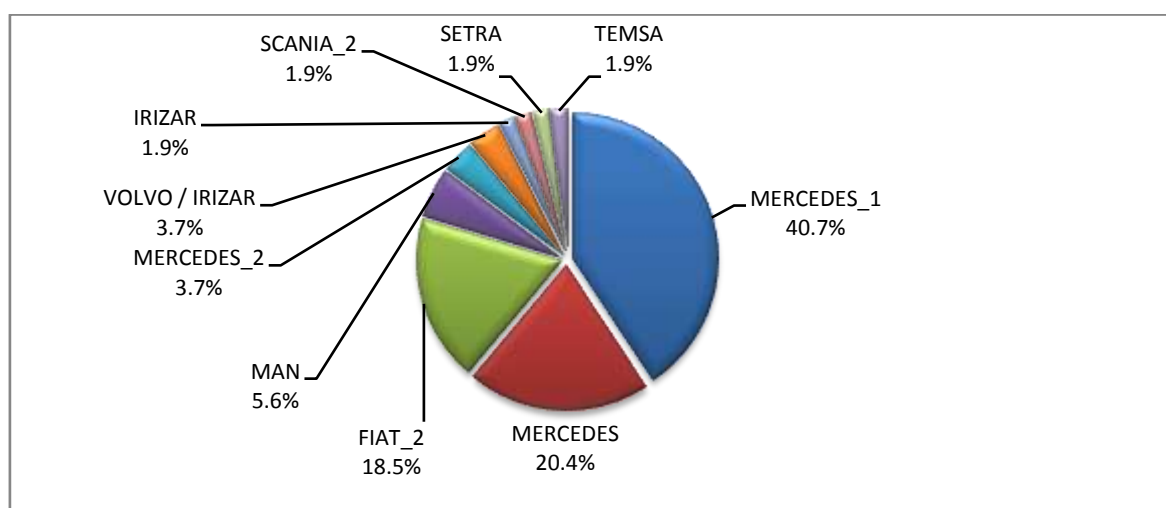


Table 7

Sales of new and used motorcycles by make or manufacturer: March 2021 and January - March 2021

Make	Motorcycles			
	March		January - March	
	new	used	new	used
AGUSTA MV	-	-	-	1
APRILIA	5	4	8	11
APRILIA, DERBI, GILERA di Piaggio & C. S.p.A.	1	-	1	-
ARCTIC CAT, MASSEY FERGUSON	-	1	-	1
BAJAJ	3	-	5	-
BASHAN, AMGroup, AMGroup Bike, DON, IRBIS, WORKER BEAR, Nomik ATV 2	1	-	1	-
BENELLI	18	1	46	2
BETA	6	4	27	6
BMW	82	16	177	44
BRIXTON	6	-	14	-
CACE	1	-	1	-
CFMOTO	52	1	94	3
CFMOTO, GOES	5	-	11	-
DAELIM	-	-	-	1
DAYANG, DAYTONA	-	1	-	1
DAYANG, DAYTONA MOTORS, NIPPONIA, KUBA	10	-	72	1
DAYANG, DAYTONA MOTORS, NIPPONIA, SALCANO	103	-	366	2
DAYANG, DAYTONA MOTORS, NIPPONIA, VEEROAD	96	1	96	1
DAYANG, ECOCREMO, ECOOTER, ECOOTOR,AGM, ORCAL, SUMCO	2	-	5	-
DUCATI	13	5	26	15
EFUN, ZAP	1	-	5	-
E-TON	-	1	-	1
FANTIC MOTOR	-	-	2	-
FD MOTORS, FASPIDER	1	-	8	-
FD MOTORS, FASPIDER, DAYTONA MOTORS, NIPPONIA, QUANTYA	3	-	3	-
GAIA, SATURN, LTO ORION	1	-	1	-
GAS GAS	-	-	1	1
GENERIC, QJIANG	-	1	-	1
GILERA	-	2	-	2
HANWAY, MASAI, JUNAK, Motorini, STMAX, ROMET, CLS, ROMET MOTORS, GEMINI, RIVERO	2	-	4	-
HAOJIAN, ZONTES, TAYO, Sharpon, IFINO, KIDEN, ZHONGYU, CUBTOM, DIYUN, NAMIN,TIM DERVI, VUKA, THUMP, RIPPER	1	-	1	-
HARLEY DAVIDSON	1	10	10	23
HESHAN GOUJI NANLIAN MOTORCYCLE INDUSTRY, ORCAL, AJS, HERALD MOTOR COMPANY, MACBOR, MOTOBİ	2	-	3	-
HONDA	524	47	941	149
HORWIN	-	-	1	-
HSUN, HISUN, APACHI, Mx, MASAI, HYTRACK, TRAPPER, PUMAREX, GEON, ASYAMOTOR, DAYTONA MOTORS, KRAL	3	-	7	-
HUSABERG	-	-	-	2
HUSQVARNA	12	1	42	8
HYOSUNG	-	-	1	-
IANYING, TYM, XINBEN, TEYIN, RIYA,ONGYUNDA, SANBEN, ALFA, Senzo, La Souris, TCB, KENTOYA	1	-	1	-
INDIAN MOTORCYCLE	1	-	8	-
JIAYUAN	3	-	9	-
JINLANG, ZUNDAPP, XHODNA, APGmoto, COLIBRI, RAZORY, VIARELLI, SUMCO, FLEX TECH, IVA, TNT moto	-	-	1	-
JINMA,RUNHORSE, FARAD, hopster, DuroCar, ClimaCar, CROYANCE AUTOMOTIVE, E-cars Malta, EVROM, GECO, GUTZY	-	-	3	-

Table 7 (cont)

Sales of new and used motorcycles by make or manufacturer: March 2021 and January - March 2021

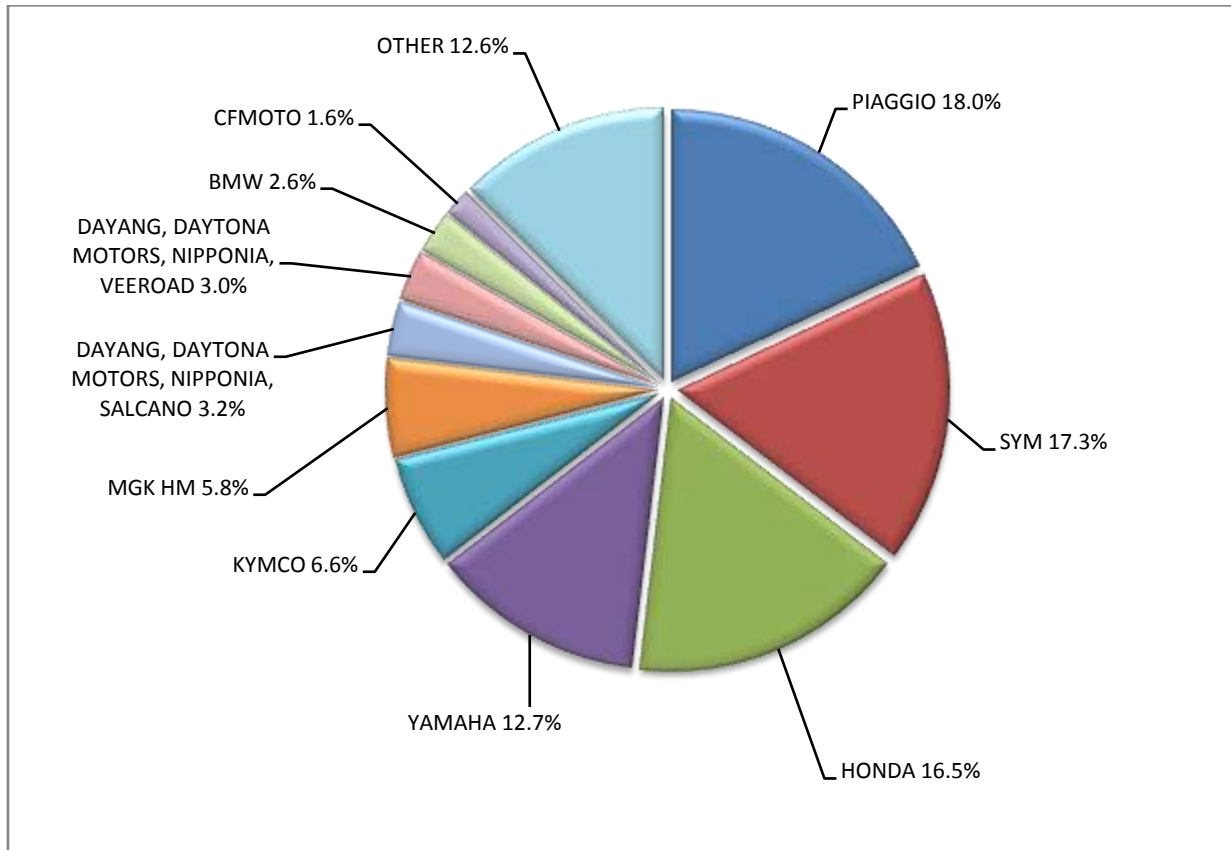
Make	Motorcycles			
	March		January - March	
	new	used	new	used
KAWASAKI	8	7	28	14
KTM	29	10	86	48
KUMPAN ELECTRIC	-	-	1	-
KWANG YANG	-	1	-	5
KYMCO	208	37	421	87
LAMBRETTA	4	-	5	-
LEXMOTO	-	-	-	1
Lingzhida, LINZDA, LINDN, LINYI, LONGMAO, NLIGHT	2	-	4	-
LINHAI, SINNIS	-	-	1	-
LONCIN, KUBA, RKS, ITALIKA, SUNRACE, SKY, MALAGUTI, SUPERBIKE, ROCKET, NOVELBAT, TIGERMOTO, GREEN, TRIDIAMOND	4	-	14	-
LONCIN, VOGUE, KUBA, RKS, ITALIKA, SUNRACE, SKY, MALAGUTI, SUPERBIKE, ROCKET, NOVELBAT	5	-	8	-
LONCIN,KUBA,RKS,ITALIKA,SUNRACE,SKY,MALAGUTI,SUPERBIKE,ROCKET,NOVELBAT ,TIGERMOTO,GREEN	1	-	3	-
LONCIN,VOGE,KUBA,RKS,ITALIKA,SUNRACE,SKY,MALAGUTI,SUPERBIKE	1	-	1	-
LONGJIA, ITALJET, ORCAL, BEELINE	5	-	6	-
LONGJIA, ITALJET, ORCAL, BEELINE, ROMET MOTORS, GEMINI, LEXMOTO, JAHANRO, VGA, DAYTONA MOTORS	1	-	1	-
LONGJIA, lexmoto, Gemini, MH Motorcycles, MONDIAL, Jahanro, UM, ORCAL, VGA, NECO, ALFASCOOTERS, ROMET MOTORS	1	-	1	-
LONGJIA, ORCAL, NECO	1	-	1	-
LONGJIA, ORCAL, TNT MOTOR, BEELINE, VGA, ITALJET, GEMINI, lexmoto, Jahanro, italo, NECO	11	-	15	-
MALAGUTI	-	3	-	4
MBK	-	-	-	1
MG MOTO	1	-	1	-
MGK HM	183	2	422	4
MODENAS	-	-	1	-
MONDIAL, PELPI INTERNATIONAL	2	-	4	-
MONTESA	1	-	1	-
MORGAN MOTOR CO	-	1	-	1
MOTO GUZZI	-	-	3	-
MOTO S.P.A	1	-	5	-
MV AGUSTA	1	-	2	1
NIU, NUUV	19	-	23	-
PEUGEOT	15	1	29	5
PIAGGIO	571	33	1,200	80
PIONEER, LEXMOTO, PULSE,BULLIT, HERALD, WOTTAN, EURO MOTORS, VERVEMOTO, SP BIKE, EXPLORER, RIDE	-	-	1	-
POLARIS	4	1	6	2
QINGQI, KADIRGA	-	-	1	-
QJ, QIANG, KEEWAY, LEONE, KUBA, RKS, BENELLI, VENGO	5	-	5	-
QJ, QIANG, KEEWAY, LEONE, KUBA, RKS, TELL, EMPIRE KEEWAY, BENELLI, VENGO	4	-	11	-
QJ, QIANG, KEEWAY, LEONE, RKS, BENELLI, EMPIRE KEEWAY, KUBA	22	-	73	-
QJ, QIANG, KEEWAY, LEONE, tell, KUBA, RKS, BENELLI, VENGO	1	-	3	-
QUADRO VEHICLES	2	-	2	-
ROYAL ENFIELD	-	1	-	1
Royalloy,Royal Alloy,RA,SCOMADI,VALENTINO,VALENTINO MOTORI	-	-	2	-
RVM, MACBOR, COLOVE, ORCAL, DAYTONA MOTORS	-	-	7	-
SAKURA, GOLDEN LION, ARTISAN, Fauro, ETALIAN, Viverra, Varaneo, Kito, E-mio	2	-	4	-

Table 7 (cont)

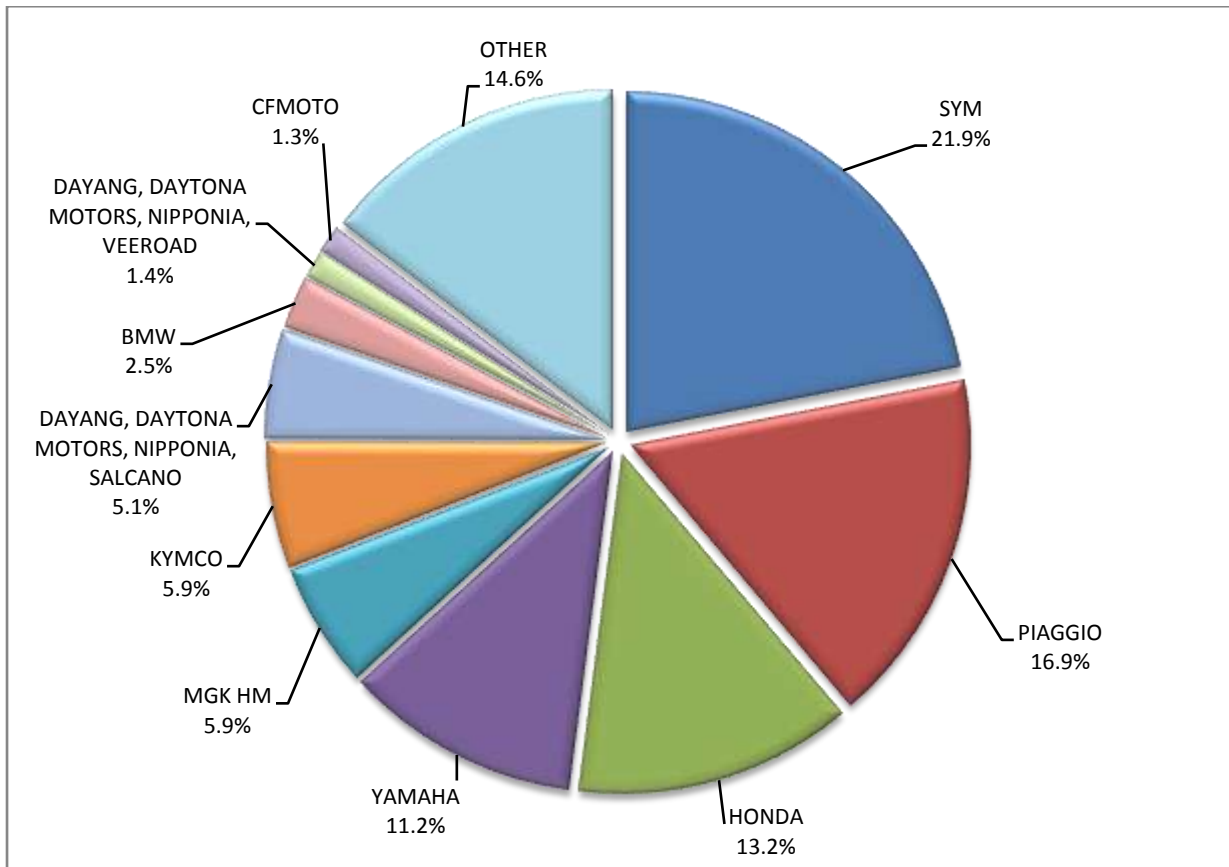
Sales of new and used motorcycles by make or manufacturer: March 2021 and January - March 2021

Make	Motorcycles			
	March		January - March	
	new	used	new	used
SAKURA, GOLDENLION, E.F.O., Fauro, Viverra, Nitrox, STRELLA City, Artisan	7	-	15	-
SAN YANG	-	1	-	2
SCUTUM, ETRIX, SILENCE	-	-	1	-
SENKE, SENKO, SENKI, SENKY, HALI, JIETOUBAWANG, NANLIAN, XINHAI, PGO, SENKE. HALI	-	-	1	-
SHANYANG, ATLAS PANTHER, YAMAZUKI MOTO, MOTORKING, Hirlee, XB	8	-	13	-
SHENGWO NEW ENERGY, YUKI	-	-	1	-
SHERCO	1	1	1	5
SILENCE, SCUTUM, ETRIX	1	-	4	-
SKYTEAM, SACIN, CSR, METALCO, SOKUDO, BAZUKA, MINICO, MOTOSBASI, MOTOS BORDOY, SUMKO, ROXON, MONKEY BIKES	4	-	10	-
SUZUKI	27	8	53	33
SYM	550	11	1,559	40
TAYO, HAOJIANG, ZHONGYU, THUMP, THUMPSTAR, KIDEN, ZONTES, Junak	-	-	9	-
TAYO, HAOJIANG, ZHONGYU, THUMP, THUMPSTAR, KIDEN, ZONTES, Junak, SENKE, TANNY, TYAN, ROMET	22	-	57	-
TAYO, HAOJIANG, ZHONGYU, THUMP, THUMPSTAR, KIDEN, ZONTES, Junak, SENKE, TANNY, TYAN, ROMET, ROMET MOTORS	13	-	24	-
TAYO, HAOJIANG, ZHONGYU, THUMP, THUMPSTAR, KIDEN, ZONTES, Junak, SENKE, TANNY, TYAN, ROMET, ROMET MOTORS, ROUTER	-	-	7	-
TIANYING, RIYA, HONGYUNDA, TYM, HONLING	4	-	9	-
TIANYING, RIYA, HONGYUNDA, TYM, HONLING, TAMCO, ALISON, DMK MOTORS, WLIE, LEEWAY, WLXQ, AP Gmoto, ALFA	-	-	2	-
TM RACING	1	-	1	-
TRIUMPH	15	-	37	5
VMOTO-SOCO, E-MAX, VMOTO, SUPER SOCO	1	-	6	-
WANGYE, SANBEN, UM, MONDIAL, KENOS, SUPERBYKE, IRBIS, MDC, MISTRAL, STREET ELEGANCE	-	-	-	1
WONJAN, SAMADA	-	-	1	-
XGJAO, ZIPP, TOROS, ROMET, ROMET MOTORS, ROUTER, VEEROAD, DAYTONA MOTORS, GEMINI, MH MOTORCYCLES, MTG MOTORS	6	-	14	-
XINRI, SUNRA, APACHI, ISILDAR, ISILDAR APACHI, Wayscral, KRAL	6	-	21	-
XINYANG	-	-	1	-
YAMAHA	402	57	793	187
YAMAHA, MBK	13	-	32	2
YINGANG, BENYI, ROMET MOTORS, YUKI, ROUTER, MOTORAN, DAYTONA MOTORS, M1NSK, HAMACHI, KUBA, MONDIAL	7	-	10	-
YINXIANG, KENBO	-	-	1	-
YINXIANG, MONDIAL, GEMINI, TCB	-	-	2	-
ZHONGNENG, ZNEN, AGM, AJS, YUKI, COLIBRI, EUROCKA, BTC, NOVA MOTORS, LEXMOTO, Actionbikes Motors	5	-	7	-
ZHONGNENG, ZNEN, AGM, AJS, YUKI, COLIBRI, EUROCKA, BTC, NOVA MOTORS, LEXMOTO	3	-	10	-
ZONGSHEN, ZIP STAR, Lexmoto, ICONE, VORTEX, M1NSK, MACBOR, MONDIAL, ROMET MOTORS, SINNIS, SPARKSTER, OVER BIKES	1	-	2	-
ZONGSHEN, ZIPSTAR, ICONE, JUNAK, Lexmoto, MH Motorcycles, M1NSK, MONDIAL, ROMET MOTORS, SINNIS	-	-	1	-
ZONGSHEN, ZIPSTAR, ZEALSUN, KENTO	-	1	-	1
<b>TOTAL</b>	<b>3,172</b>	<b>272</b>	<b>7,109</b>	<b>806</b>

**Graph 13. Sales of new motorcycles (March 2021)**



**Graph 14. Sales of new motorcycles (January - March 2021)**



## EXPLANATORY NOTES

<b>Survey on the issuing of new road motor vehicle circulation licenses</b>	The survey on the issuing of new motor vehicle circulation licenses is a census survey. The released data give information, at country level, on the brand and type of the motor vehicle, as well as whether it is new or used. The survey does not include vehicles that move on rails, trolley busses, agricultural tractors and machinery. In addition, the following are excluded: all motor vehicles of the Armed Forces, Police, Fire Brigade, State Services, Diplomatic Corps, Foreign Missions, and Invalids of Wars, as well as motorcycles with a cylinder capacity less than 50 cc.
<b>Legal basis</b>	Law 3832/2010
<b>Reference Period</b>	March 2021
<b>Coverage</b>	The production of monthly data is based on the registers held by the Ministry of Infrastructure, Transport and Networks, which records all the monthly changes observed in the vehicle registration licenses at country level.
<b>Definitions</b>	<p><b>Road motor vehicle</b> is any vehicle that, irrespective of the number of wheels, is moved by an engine and is designed to transport persons or cargo or both of them, either they are on the same single vehicle or on a trailer carried by the main motor vehicle.</p> <p><b>New</b> road motor vehicle is any motor vehicle that is registered for the first time in Greece during the reference month and has not been put into circulation in any other country.</p> <p><b>Used</b> motor vehicle is any motor vehicle that is registered for the first time in Greece and has been imported as a used one from abroad</p> <p><b>Passenger motor vehicle:</b> it is a motor vehicle designed to carry mostly people, having no more than 9 seats, including the driver's seat.</p> <p><b>Bus:</b> it is a motor vehicle, which is designed to carry mostly people, having more than 10 seats, including the driver's seat. In the corresponding tables of this Press Release, this category also includes articulated buses.</p> <p><b>Lorry:</b> it is motor vehicle designed to carry mostly cargo. In the corresponding tables of this Press Release, this category also includes tractors, tow trucks, articulated tractors, and trucks with trailers.</p> <p><b>Motorcycle:</b> any two-wheeled motor vehicle, with or without sidecar, with maximum authorized design speed over 45 km/h, or in case it is powered by a combustion engine, with a cylinder capacity of 50 cc or over. In the corresponding tables of this Press Release, this category also includes the three-wheeled motor vehicles – motor tricycles.</p> <p><b>Tricycle motor vehicle:</b> it is a motor vehicle with three symmetrical wheels with maximum authorized design speed over 45 km/h, or in case it is powered by a combustion engine, with a cylinder capacity over the 50 cc. This category also includes four-wheel vehicles, except the light four-wheel motorcycles, whose empty vehicle tare (excluding the weight of the fuel or mixture of fuel-oil or the weight of the batteries for electric cars) is up to 400 kg in the case the vehicle is designed for passenger use or up to 550 kg in case the vehicle is designed to carry cargo and whose engine is up to 15KW.</p>
<b>Methodology</b>	Exhaustive Survey. The primary data derive from the Ministry of Infrastructure, Transport and Networks and are based on the issuing of new circulation licenses as they are registered by the Regional Offices for Transport and Communications.
<b>References</b>	More information (graphs, tables) concerning the survey on the issuing of new motor vehicle circulation licenses are available on the webpage of ELSTAT, <a href="http://www.statistics.gr">www.statistics.gr</a> , under the link <a href="http://www.statistics.gr/en/statistics/-/publication/SME24/-">http://www.statistics.gr/en/statistics/-/publication/SME24/-</a>