



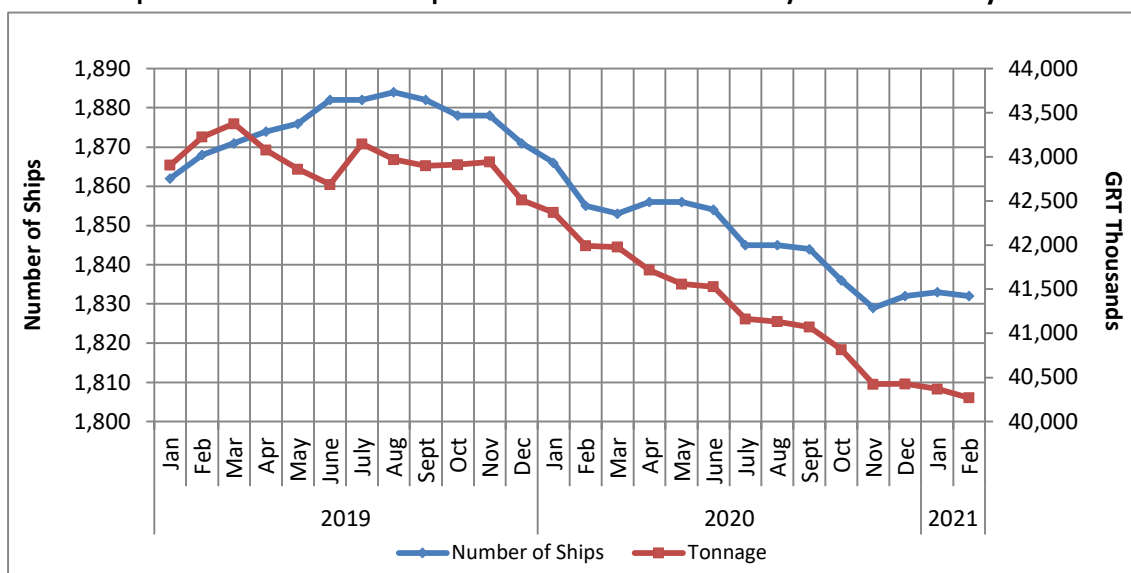
## PRESS RELEASE

### GREEK MERCHANT FLEET: February 2021 (Provisional data)

The Hellenic Statistical Authority (ELSTAT) announces data on the Greek Merchant Fleet (for vessels of 100 GRT<sup>1</sup>) for February 2021. Particularly:

- The Greek Merchant Fleet decreased by 1.2% in February 2021 compared with February 2020. A decrease of 0.7% was recorded in February 2020 compared with February 2019 (Table 1).
- The gross tonnage of the Greek Merchant Fleet, for vessels of 100 GRT and over, recorded a decrease of 4.1% in February 2021 compared with February 2020. A decrease of 2.9% was recorded in February 2020 compared with February 2019 (Table 1).

Graph 1: Greek Merchant ships of 100 GRT and over: January 2019 – February 2021



#### **Information on methodological issues:**

Division of Sectoral Statistics  
Section of Transport Statistics  
P. Tzortzi, F. Georgakopoulou  
Tel : +30 213 135 2187 , +30 213 135 3090  
Fax: +30 213 135 2757  
E mail: [p.tzortzi@statistics.gr](mailto:p.tzortzi@statistics.gr)  
[f.georgakopoulou@statistics.gr](mailto:f.georgakopoulou@statistics.gr)

#### **Information for data provision:**

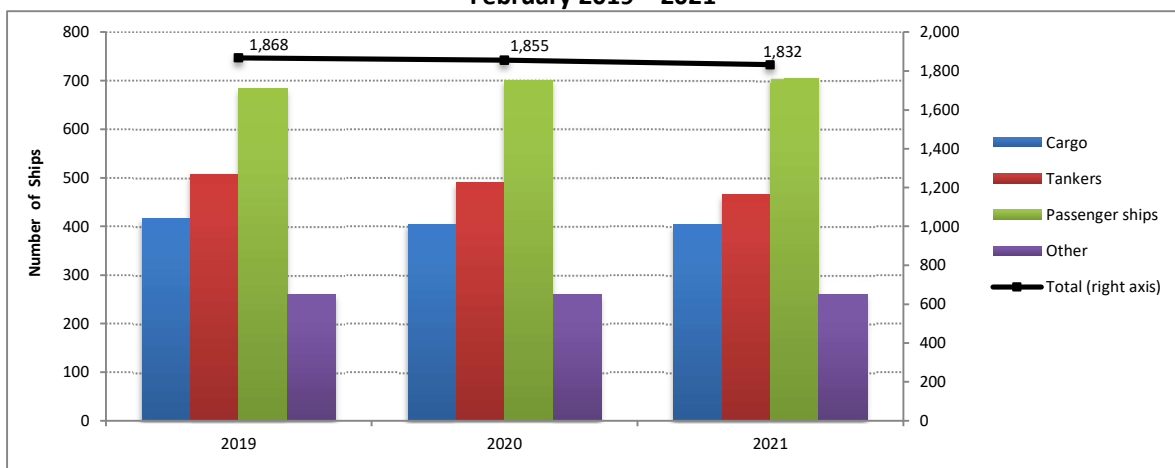
Tel. +30 213 135 2022  
E mail: [data.dissem@statistics.gr](mailto:data.dissem@statistics.gr)

<sup>1</sup> GRT: Gross Tonnage

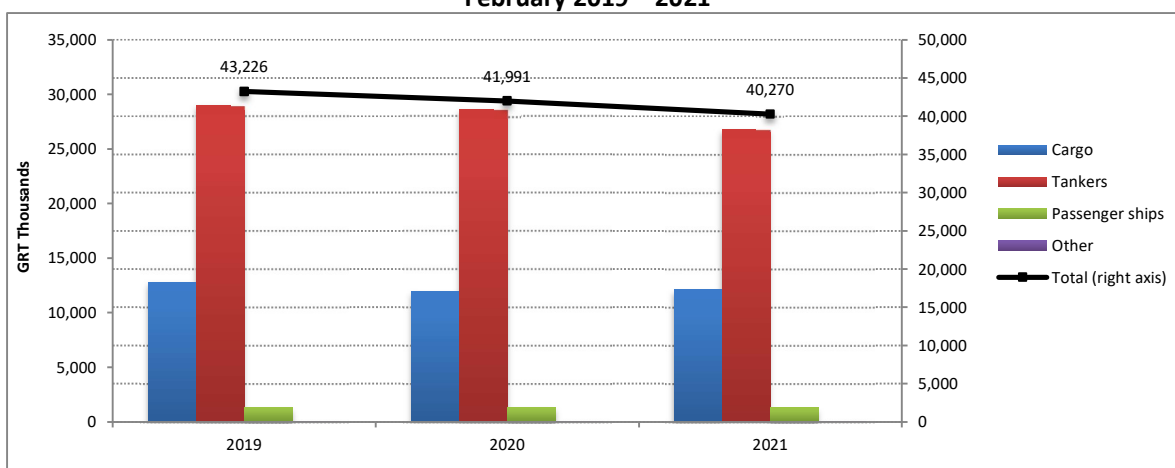
**Table 1. Number and tonnage of Greek Merchant ships of 100 GRT and over, by types of ships,  
February 2019 – 2021**

February										
	2019		2020		Change % 2020/2019		2021		Change % 2021/2020	
Types of ships	Number of Ships	Tonnage (GRT)	Number of Ships	Tonnage (GRT)	Number of Ships	Tonnage (GRT)	Number of Ships	Tonnage (GRT)	Number of Ships	Tonnage (GRT)
<b>Total:</b>	<b>1,868</b>	<b>43,225,915</b>	<b>1,855</b>	<b>41,990,790</b>	<b>-0.7</b>	<b>-2.9</b>	<b>1,832</b>	<b>40,269,874</b>	<b>-1.2</b>	<b>-4.1</b>
<b>Cargo</b>	417	12,815,300	405	11,940,635	-2.9	-6.8	403	12,088,333	-0.5	1.2
<b>Tankers</b>	508	28,997,802	490	28,625,965	-3.5	-1.3	465	26,809,116	-5.1	-6.3
<b>Passenger ships</b>	683	1,322,244	701	1,335,231	2.6	1.0	705	1,277,488	0.6	-4.3
<b>Other</b>	260	90,569	259	88,959	-0.4	-1.8	259	94,937	0.0	6.7

**Graph 2a: Number of Greek Merchant ships of 100 GRT and over, by types of ships,  
February 2019 – 2021**



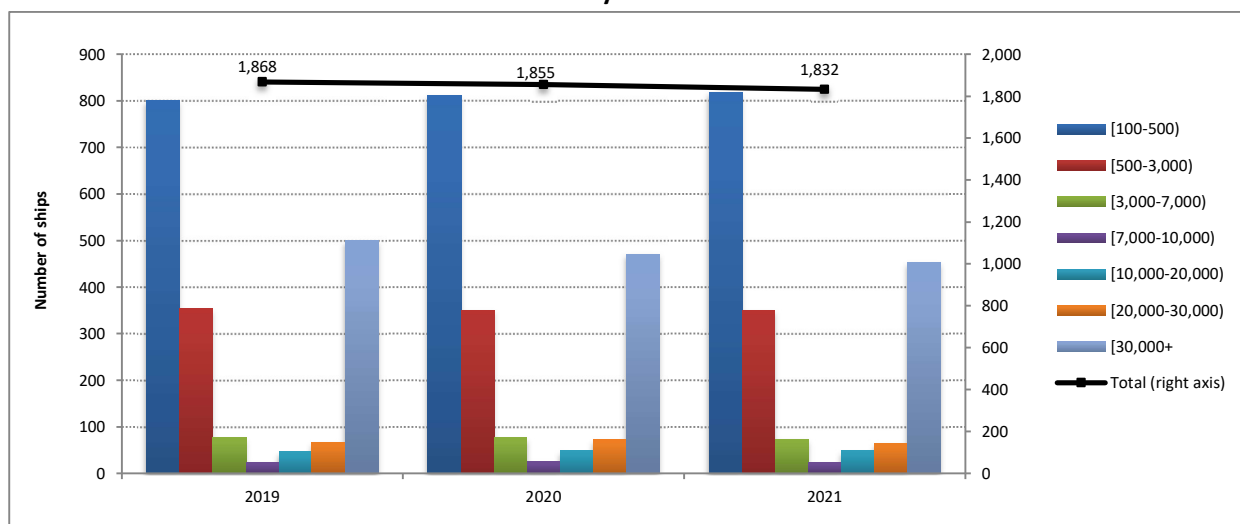
**Graph 2b: Tonnage of Greek Merchant Ships of 100 GRT and over, by types of ships,  
February 2019 – 2021**



**Table 2. Distribution of the Greek Merchant ships of 100 GRT and over, by tonnage groups, February 2019 – 2021**

February										
Tonnage Groups	2019		2020		Change % 2020/2019		2021		Change % 2021/2020	
	Number of Ships	Tonnage (GRT)	Number of Ships	Tonnage (GRT)	Number of Ships	Tonnage (GRT)	Number of Ships	Tonnage (GRT)	Number of Ships	Tonnage (GRT)
<b>Total:</b>	<b>1,868</b>	<b>43,225,915</b>	<b>1,855</b>	<b>41,990,790</b>	<b>-0.7</b>	<b>-2.9</b>	<b>1,832</b>	<b>40,269,874</b>	<b>-1.2</b>	<b>-4.1</b>
[100-500)	801	199,674	811	201,493	1.2	0.9	818	203,629	0.9	1.1
[500-3,000)	353	437,022	350	431,880	-0.8	-1.2	350	435,323	0.0	0.8
[3,000-7,000)	77	342,422	77	344,665	0.0	0.7	74	333,588	-3.9	-3.2
[7,000-10,000)	24	204,176	25	213,640	4.2	4.6	24	204,176	-4.0	-4.4
[10,000-20,000)	46	680,451	48	708,885	4.3	4.2	48	701,143	0.0	-1.1
[20,000-30,000)	67	1,764,103	73	1,923,922	9.0	9.1	65	1,707,504	-11.0	-11.2
[30,000+)	500	39,598,067	471	38,166,305	-5.8	-3.6	453	36,684,511	-3.8	-3.9

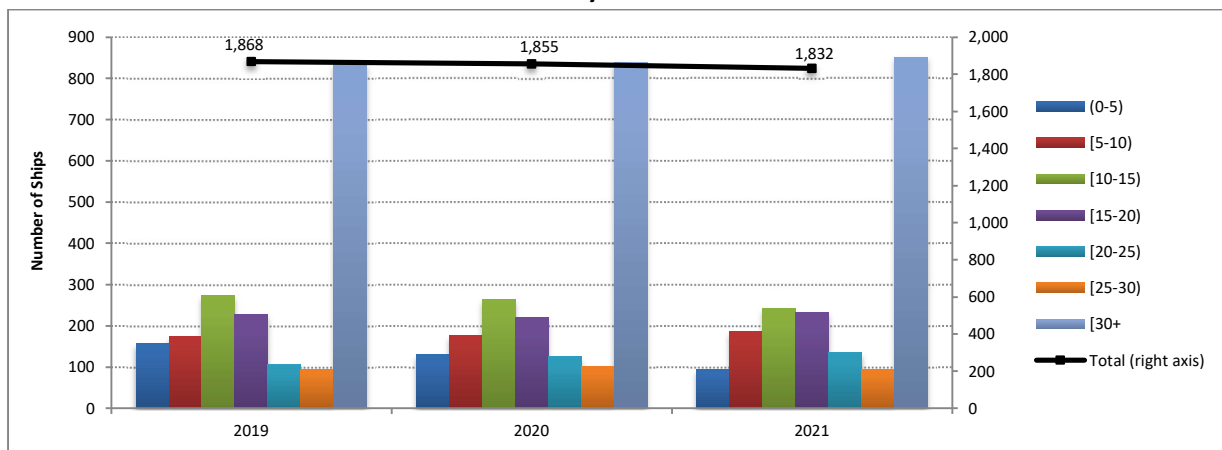
**Graph 3: Distribution of Greek Merchant ships of 100 GRT and over, by tonnage groups, February 2019 – 2021**



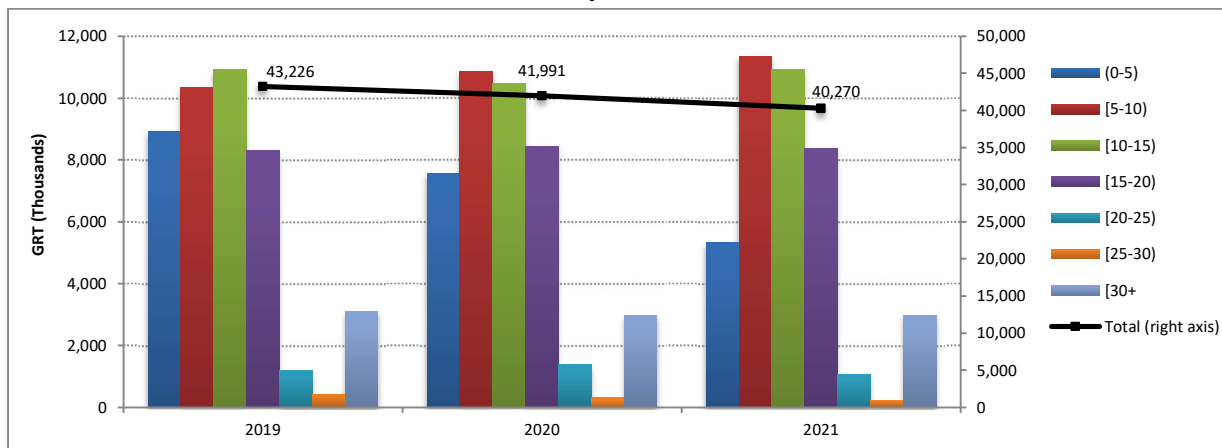
**Table 3. Distribution of Greek Merchant ships of 100 GRT and over, by age groups, February 2019 – 2021**

February										
Age Groups	2019		2020		Change % 2020/2019		2021		Change % 2021/2020	
	Number of Ships	Tonnage (GRT)	Number of Ships	Tonnage (GRT)	Number of Ships	Tonnage (GRT)	Number of Ships	Tonnage (GRT)	Number of Ships	Tonnage (GRT)
<b>Total:</b>	<b>1,868</b>	<b>43,225,915</b>	<b>1,855</b>	<b>41,990,790</b>	<b>-0.7</b>	<b>-2.9</b>	<b>1,832</b>	<b>40,269,874</b>	<b>-1.2</b>	<b>-4.1</b>
<b>(0-5)</b>	157	8,918,407	130	7,560,755	-17.2	-15.2	93	5,329,411	-28.5	-29.5
<b>[5-10)</b>	173	10,347,375	176	10,859,322	1.7	4.9	186	11,359,761	5.7	4.6
<b>[10-15)</b>	273	10,909,865	264	10,459,434	-3.3	-4.1	242	10,913,449	-8.3	4.3
<b>[15-20)</b>	228	8,316,907	221	8,442,664	-3.1	1.5	233	8,380,198	5.4	-0.7
<b>[20-25)</b>	107	1,195,394	126	1,379,136	17.8	15.4	135	1,073,899	7.1	-22.1
<b>[25-30)</b>	95	425,576	100	307,745	5.3	-27.7	93	224,196	-7.0	-27.1
<b>[30+)</b>	835	3,112,391	838	2,981,734	0.4	-4.2	850	2,988,960	1.4	0.2

**Graph 4a: Distribution of Greek Merchant ships 100 GRT and over, by age groups, February 2019 – 2021**



**Graph 4b: Tonnage of Greek Merchant ships of 100 GRT and over, by age groups, February 2019 – 2021**



## METHODOLOGICAL NOTES

<b>Greek Merchant Fleet Survey</b>	The Survey on the Greek Merchant Fleet is conducted on a monthly basis since 1964 without any major methodological changes ever since. The purpose of the survey is to fully record statistical data on the number and basic characteristics of the Greek merchant ships, thus depicting the evolution over the course of time of the Greek merchant fleet.
<b>Legal Framework</b>	The survey is conducted in compliance with the joint Ministerial Decision (No 6792/G-81/11-4-97), signed by the Minister of National Economy and the Minister of Mercantile Marine.
<b>Reference Period</b>	The results of the survey refer to the end of February 2021.
<b>Coverage</b>	The survey covers all domestic Port Authorities, as well as Greek Consular Port Authorities abroad, which keep ship registers. These Authorities have to send a report on a monthly basis to the Hellenic Statistical Authority (ELSTAT), pertaining to the changes in the Greek merchant ships registered in their ship registers.
<b>Definitions</b>	<p><b>Merchant ship:</b> Seagoing self-propelled vessel, at least of 10 GRT, designed for the carriage of goods, transport of passengers, for fishing, towing or specially fitted out for other commercial maritime activities.</p> <p><b>Greek merchant fleet:</b> The total number of the merchant ships under Greek flag. The Greek flag carried by these ships means that all their maritime activities (subsidies for ship building, cargo limitations and other tax provisions) are governed by commercial and economic rules which are laid down by the respective Greek authorities.</p> <p><b>Gross Register Tonnage (GRT):</b> Refers to the spaces within the hull and of the enclosed spaces above the deck which are available for carrying goods, food, passengers and crew, GRT is equal to the volume of 100 cubic feet or 2,83 m<sup>3</sup>.</p> <p><b>Net Register Tonnage (NRT):</b> It is derived from the gross tonnage by deducting allowances in respect of spaces used for the crew, navigating and propelling machinery, fuel and water ballasts, and other spaces not used for passengers or cargo.</p> <p><b>Age of ship:</b> indicated by the year of original construction of the hull or that of the hull containing the engine room.</p>
<b>Methodology</b>	<p>It is an exhaustive survey conducted by all domestic Port Authorities and Greek Consular Port Authorities abroad, which report to ELSTAT, on a monthly basis, on changes in the ships pertaining to: a) new registrations of ships in the ship registers, b) change in the name of a ship, c) change of ownership, d) transfers to or from a different port, e) deletion of a ship from a ship's register, f) final measurement – remeasurement of ships, g) replacement of the ship's engine.</p> <p>All these data, after being dully processed, are used to update, through a specially designed software application, the Official Register of Greek Merchant Ships. This Register is used for the production of monthly and annual statistical results.</p>
<b>References</b>	Further information (tables, charts) concerning the Survey on the Greek Merchant Fleet can be found on the webpage of ELSTAT ( <a href="http://www.statistics.gr">www.statistics.gr</a> ), under the link: <a href="https://www.statistics.gr/el/statistics/-/publication/SMA27">https://www.statistics.gr/el/statistics/-/publication/SMA27</a>