

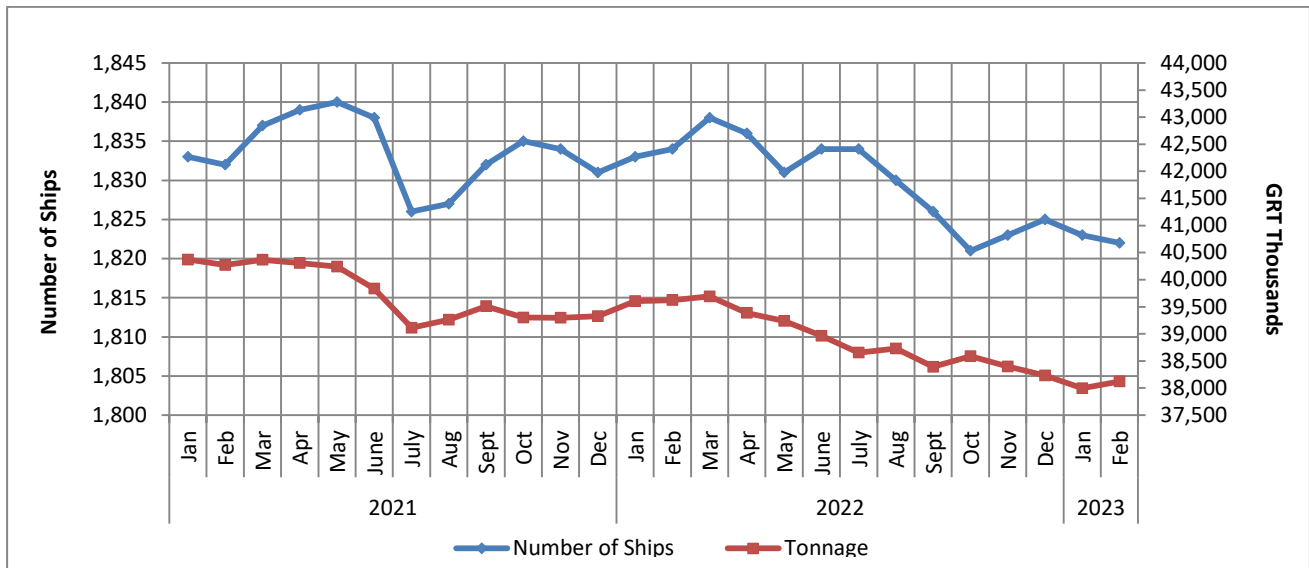


**GREEK MERCHANT FLEET:
February 2023 (Provisional data)**

The Hellenic Statistical Authority (ELSTAT) announces data on the Greek Merchant Fleet (for vessels of 100 GRT¹) for February 2023. Particularly:

- The Greek Merchant Fleet decreased by 0.7% in February 2023 compared with February 2022. An increase of 0.1% was recorded in February 2022 compared with February 2021 (Table 1).
- The gross tonnage of the Greek Merchant Fleet, for vessels of 100 GRT and over, recorded a decrease of 3.8% in February 2023 compared with February 2022. A decrease of 1.6% was recorded in February 2022 compared with February 2021 (Table 1).

Graph 1: Greek Merchant ships of 100 GRT and over: February 2021– February 2023



Information on methodological issues:

Division of Sectoral Statistics
Section of Transport Statistics
P. Tzortzi, F. Georgakopoulou
Tel : +30 213 135 2187 , +30 213 135 3090
E mail: p.tzortzi@statistics.gr
f.georgakopoulou@statistics.gr

Information for data provision:

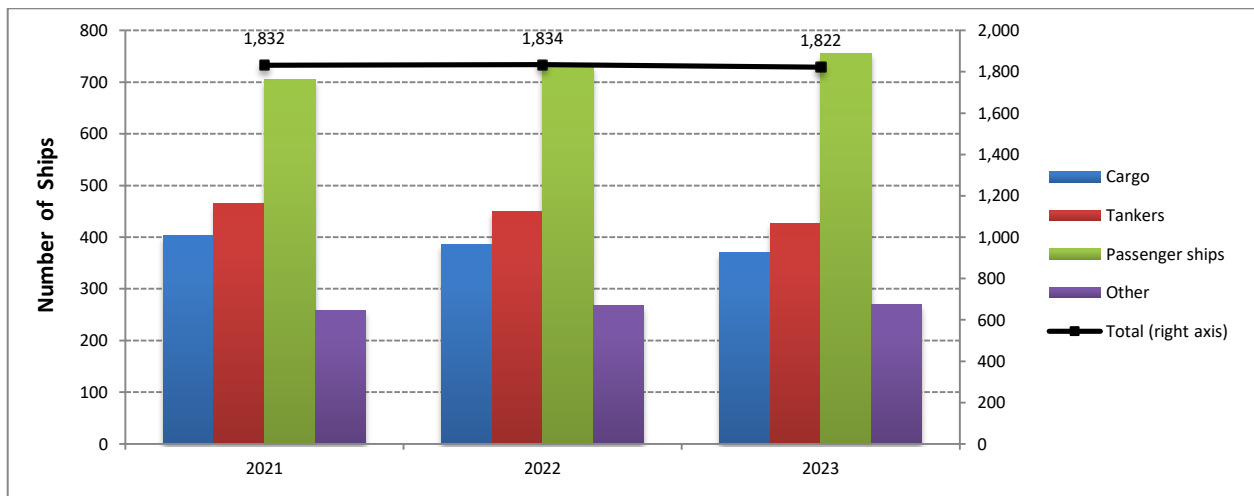
Tel. +30 213 135 2023
E mail:data.dissem@statistics.gr

¹GRT: Gross Tonnage

Table 1: Number and tonnage of Greek Merchant ships of 100 GRT and over, by types of ships, February 2021 – 2023

February										
Types of ships	2021		2022		Change % 2022/2021		2023		Change % 2023/2022	
	Number of Ships	Tonnage (GRT)	Number of Ships	Tonnage (GRT)	Number of Ships	Tonnage (GRT)	Number of Ships	Tonnage (GRT)	Number of Ships	Tonnage (GRT)
Total:	1,832	40,269,874	1,834	39,623,602	0.1	-1.6	1,822	38,121,767	-0.7	-3.8
Cargo	403	12,088,333	386	11,653,393	-4.2	-3.6	370	10,957,089	-4.1	-6.0
Tankers	465	26,809,116	449	26,565,142	-3.4	-0.9	427	25,709,442	-4.9	-3.2
Passenger ships	705	1,277,488	731	1,279,538	3.7	0.2	756	1,314,611	3.4	2.7
Other	259	94,937	268	125,529	3.5	32.2	269	140,625	0.4	12.0

Graph 2a: Number of Greek Merchant ships of 100 GRT and over, by types of ships, February 2021 – 2023



Graph 2b: Tonnage of Greek Merchant Ships of 100 GRT and over, by types of ships, February 2021 – 2023

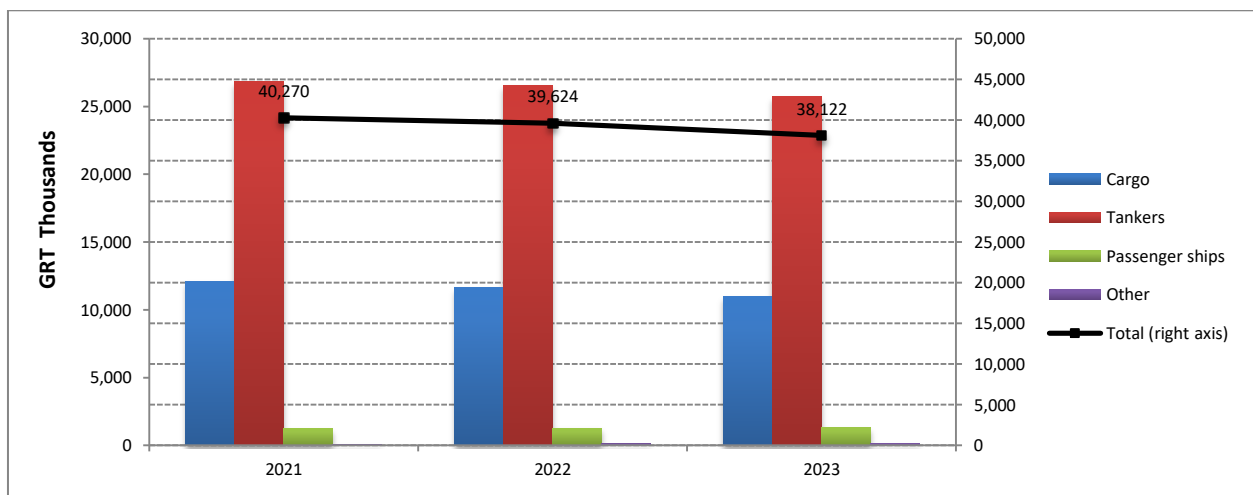


Table 2: Distribution of the Greek Merchant ships of 100 GRT and over, by tonnage groups, February 2021 – 2023

February										
Tonnage Groups	2021		2022		Change % 2022/2021		2023		Change % 2023/2022	
	Number of Ships	Tonnage (GRT)	Number of Ships	Tonnage (GRT)	Number of Ships	Tonnage (GRT)	Number of Ships	Tonnage (GRT)	Number of Ships	Tonnage (GRT)
Total:	1,832	40,269,874	1,834	39,623,602	0.1	-1.6	1,822	38,121,767	-0.7	-3.8
[100-500)	818	203,629	839	205,822	2.6	1.1	857	208,784	2.1	1.4
[500-3,000)	350	435,323	350	438,609	0.0	0.8	342	427,538	-2.3	-2.5
[3,000-7,000)	74	333,588	74	330,205	0.0	-1.0	77	341,718	4.1	3.5
[7,000-10,000)	24	204,176	23	195,082	-4.2	-4.5	24	201,540	4.3	3.3
[10,000-20,000)	48	701,143	51	741,047	6.3	5.7	50	723,753	-2.0	-2.3
[20,000-30,000)	65	1,707,504	61	1,605,640	-6.2	-6.0	62	1,641,133	1.6	2.2
[30,000+)	453	36,684,511	436	36,107,197	-3.8	-1.6	410	34,577,301	-6.0	-4.2

Graph 3: Distribution of Greek Merchant ships of 100 GRT and over, by tonnage groups, February 2021 – 2023

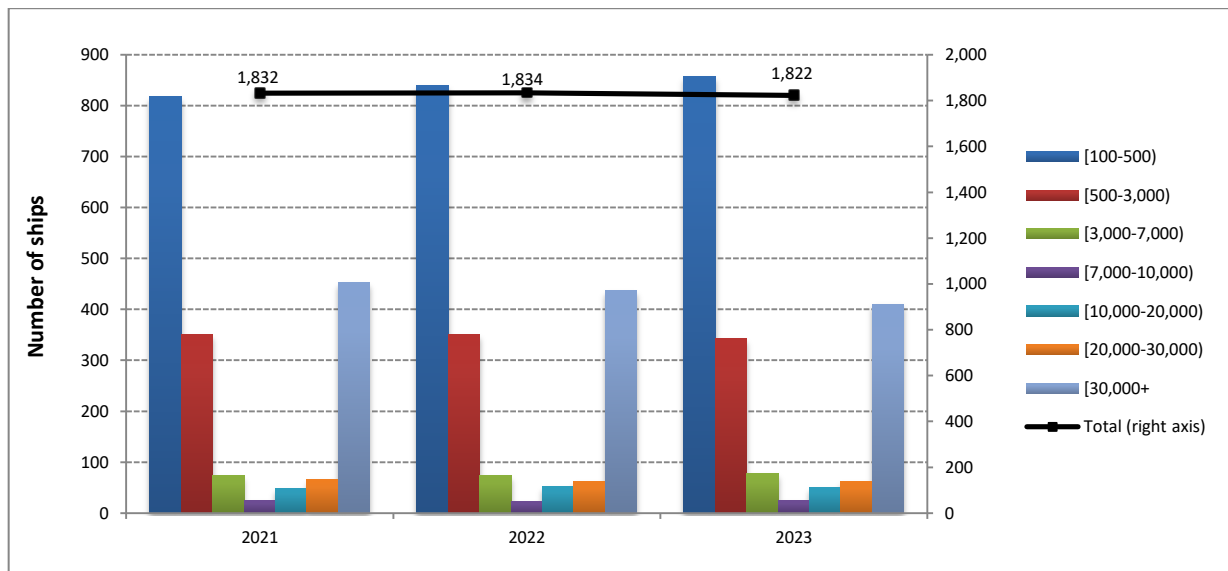
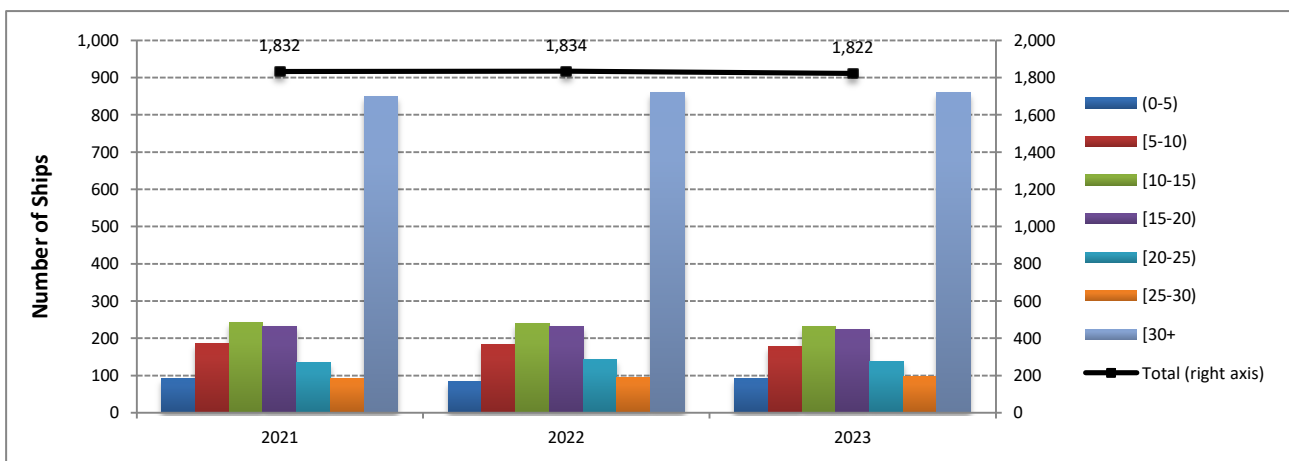


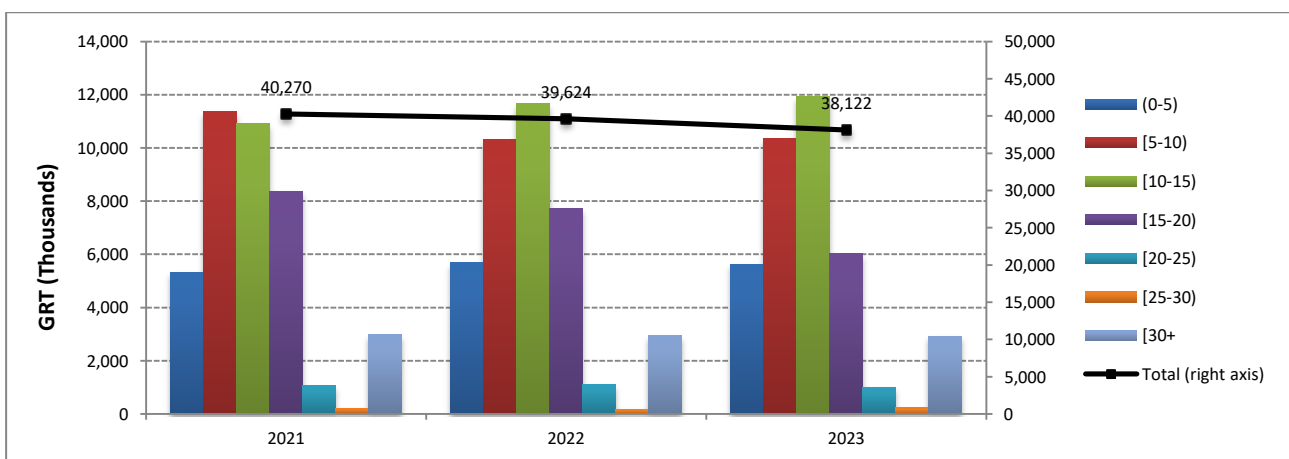
Table 3: Distribution of Greek Merchant ships of 100 GRT and over, by age groups, February 2021 – 2023

February										
2021			2022		Change % 2022/2021		2023		Change % 2023/2022	
Age Groups	Number of Ships	Tonnage (GRT)	Number of Ships	Tonnage (GRT)	Number of Ships	Tonnage (GRT)	Number of Ships	Tonnage (GRT)	Number of Ships	Tonnage (GRT)
Total:	1,832	40,269,874	1,834	39,623,602	0.1	-1.6	1,822	38,121,767	-0.7	-3.8
(0-5)	93	5,329,411	83	5,683,286	-10.8	6.6	93	5,633,304	12.0	-0.9
[5-10)	186	11,359,761	184	10,329,259	-1.1	-9.1	178	10,361,687	-3.3	0.3
[10-15)	242	10,913,449	239	11,666,684	-1.2	6.9	232	11,928,550	-2.9	2.2
[15-20)	233	8,380,198	231	7,709,312	-0.9	-8.0	225	6,022,796	-2.6	-21.9
[20-25)	135	1,073,899	142	1,102,222	5.2	2.6	137	1,010,494	-3.5	-8.3
[25-30)	93	224,196	96	185,736	3.2	-17.2	98	234,039	2.1	26.0
[30+)	850	2,988,960	859	2,947,103	1.1	-1.4	859	2,930,897	0.0	-0.5

Graph 4a: Distribution of Greek Merchant ships 100 GRT and over, by age groups, February 2021 – 2023



Graph 4b: Tonnage of Greek Merchant ships of 100 GRT and over, by age groups, February 2021–2023



METHODOLOGICAL NOTES

- Greek Merchant Fleet Survey** The Survey on the Greek Merchant Fleet is conducted on a monthly basis since 1964 without any major methodological changes ever since. The purpose of the survey is to fully record statistical data on the number and basic characteristics of the Greek merchant ships, thus depicting the evolution over the course of time of the Greek merchant fleet.
- Legal Framework** The survey is conducted in compliance with the joint Ministerial Decision (No 6792/G-81/11-4-97), signed by the Minister of National Economy and the Minister of Mercantile Marine.
- Reference Period** The results of the survey refer to the end of February 2023.
- Coverage** The survey covers all domestic Port Authorities, as well as Greek Consular Port Authorities abroad, which keep ship registers. These Authorities have to send a report on a monthly basis to the Hellenic Statistical Authority (ELSTAT), pertaining to the changes in the Greek merchant ships registered in their ship registers.
- Definitions**
- Merchant ship:** Seagoing self-propelled vessel, at least of 10 GRT, designed for the carriage of goods, transport of passengers, for fishing, towing or specially fitted out for other commercial maritime activities.
- Greek merchant fleet:** The total number of the merchant ships under Greek flag. The Greek flag carried by these ships means that all their maritime activities (subsidies for ship building, cargo limitations and other tax provisions) are governed by commercial and economic rules which are laid down by the respective Greek authorities.
- Gross Register Tonnage (GRT):** Refers to the spaces within the hull and of the enclosed spaces above the deck which are available for carrying goods, food, passengers and crew, GRT is equal to the volume of 100 cubic feet or 2.83 m³.
- Net Register Tonnage (NRT):** It is derived from the gross tonnage by deducting allowances in respect of spaces used for the crew, navigating and propelling machinery, fuel and water ballasts, and other spaces not used for passengers or cargo.
- Age of ship:** indicated by the year of original construction of the hull or that of the hull containing the engine room.
- Methodology** It is an exhaustive survey conducted by all domestic Port Authorities and Greek Consular Port Authorities abroad, which report to ELSTAT, on a monthly basis, on changes in the ships pertaining to: a) new registrations of ships in the ship registers, b) change in the name of a ship, c) change of ownership, d) transfers to or from a different port, e) deletion of a ship from a ship's register, f) final measurement – remeasurement of ships, g) replacement of the ship's engine.
- All these data, after being fully processed, are used to update, through a specially designed software application, the Official Register of Greek Merchant Ships. This Register is used for the production of monthly and annual statistical results.
- References** Further information (tables, charts) concerning the Survey on the Greek Merchant Fleet can be found on the webpage of ELSTAT (www.statistics.gr), under the link: <https://www.statistics.gr/el/statistics/-/publication/SMA27>