



PRESS RELEASE

CENSUS OF HEALTH CENTRES AND OTHER UNITS PROVIDING PRIMARY HEALTH CARE SERVICES: year 2021

The Hellenic Statistical Authority (ELSTAT) announces data on the Primary Health Care Units for the year 2021.

Until the year 2016, ELSTAT used to monitor Primary Health Care by recording only the Health Centres of the National Primary Health Care Network (PEDY). The Law 4486/2017 concerning the “Reform of the Primary Health Care” extended the scope of the “Health Centers”, which now also encompass the decentralised units, where health care services are provided at the first level of Primary Health Care, by the Local Health Units (TOMY), the Regional Medical Offices, the Multipurpose Regional Medical Offices, the Specialised Regional Medical Offices, the Local Medical Offices and by other units of primary health care. Table 1 presents all the agencies providing primary health care services, for the year 2021.

Table 1: Units providing primary health care services by category, years 2020-2021

	Health Centres	Regional Medical Offices	Multipurpose Regional Medical Offices	Specialised Regional Medical Offices	Local Medical Offices	Other Units	Local Health Units
2020	308	1427	93	49	220	10	127
2021	310	1432	95	52	220	10	127

*Health Units of the National Primary Health Care Network (PEDY, Law 4238/2014) which, by virtue of the Law 4486/2017, are renamed as Health Centres

Moreover, Primary Health Care includes agencies providing mental health services, which are further specialised in accordance with the following table (Table 2).

Table 2: Units providing primary mental health services, years 2020-2021

	2020	2021
Mental Health Centres for adults	31	31
Mental Health Centres providing Community Mental Health Services to children and adolescents *	17	17
Mental Health Centres for children and adolescents	23	23
Total	71	71

*a hybrid-structure addressed both to adults and children/adolescents.

Information on methodological issues:

Sectoral Statistics Division
Health and Social Protection Section
Kostas Giasafakis
Tel : +30 213 135 2789,
e-mail : kentra_ygeias@statistics.gr

Information for data provision:

Tel. +30 213 135 2022, 2310, 2308
Email. data.dissem@statistics.gr

Table 3 presents the personnel in the Health Centres, the Regional Medical Offices (Multipurpose and Specialised), the Local Medical Offices and the Local Health Units for the year 2021 by Regional Health Authority (YPE).

Table 3: Personnel in the Health Centres, the Medical Offices (Multipurpose and Specialised), the Local Medical Offices and the Local Health Units by Regional Health Authority, year 2021

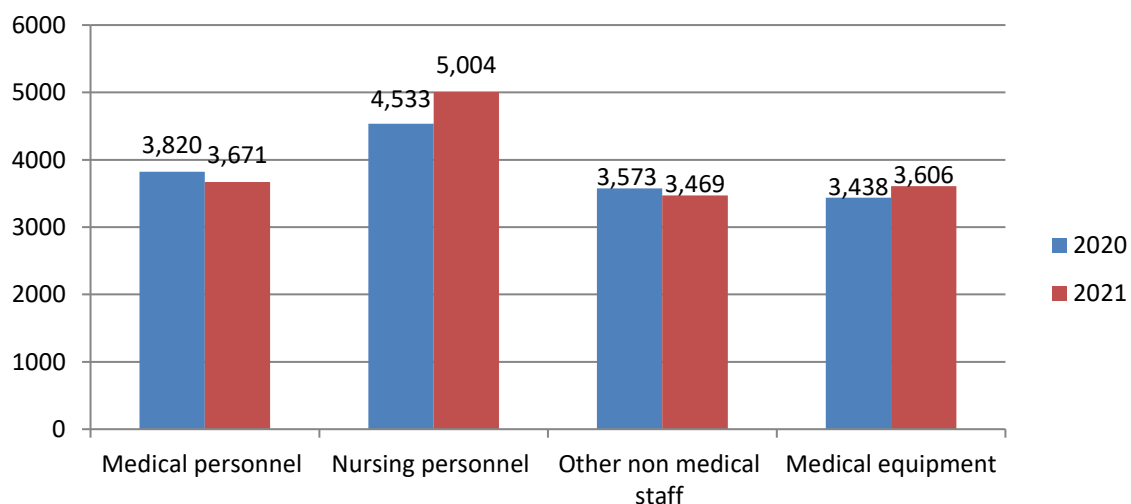
Regional Health Authority (YPE)	Medical personnel	Nursing personnel	Other non-medical personnel	Total by YPE
1st YPE (Attiki)	1,356	818	829	3,003
2 nd YPE (Piraeus & Aigaio)	1,071	695	739	2,505
3 rd YPE (Makedonia)	675	655	476	1,806
4 th YPE (Makedonia & Thraki)	691	848	635	2,174
5 th YPE (Thessalia & Sterea Ellada)	774	781	569	2,124
6 th YPE (Peloponnisos, Ionia Nisia, Ipeiros, Dytiki Ellada)	1,002	1,099	1,184	3,285
7 th YPE (Kriti)	511	264	245	1,020
Total	6,080	5,160	4,677	15,917

Tables 4 - 7 present detailed data on the structure of the equipment for the 310 Health Centres (Law 4486/2017) as well as their medical, nursing and other personnel.

Table 4: Units, personnel (medical, nursing, other) and equipment of Health Centres, years 2020-2021

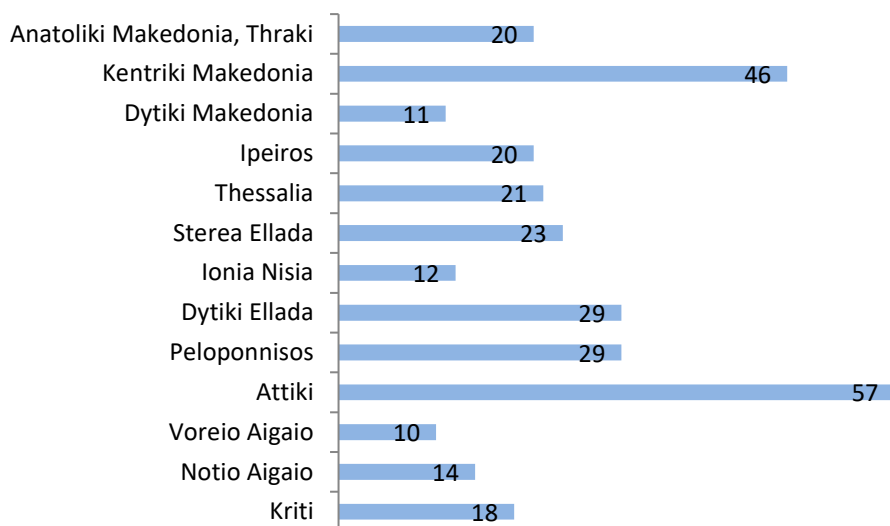
	Health Centres	Medical personnel	Nursing personnel	Other non-medical personnel	Equipment
2020	308	3,820	4,533	3,573	3,438
2021	310	3,671	5,004	3,469	3,606

Graph 1: Health Centres personnel, years 2020-2021



In the year 2021, the total number of Health Centres reached to 310 units. On the basis of available data on the distribution of Health Centres by the 13 NUTS 2 Regions of Greece, it is observed that the majority of Health Centres are located in Kentriki Makedonia (46 Centres), Peloponnisos (29 Centres) and Dytiki Ellada (29 Centres), while the lowest number of Health Centres is recorded in Voreio Aigaio (10 Centres) and Dytiki Makedonia (11 Centres) (Graph 2).

Graph 2: Number of Health Centres by NUTS 2 Region, year 2021



On the basis of comparative data for the years 2020-2021 of the Health Centres, the following are observed:

- Medical personnel employed in the Health Centres decreased by 3.9% in 2021 compared with 2020 at the level of Greece total. In 2021 compared with 2020, an increase of 6.6% and 5.7% is observed in Kriti and in Sterea Ellada respectively. On the contrary, in 2021 a decrease in medical personnel it is observed in most regions compared to 2020, where the biggest reductions are observed in the regions of Thessalia and Voreio Aigaio, namely 11.2% and 10.3% respectively (Table 5).
- Nursing personnel increased by 10.4% in 2021 compared with 2020 at the level of Greek total. An increase is observed in most NUTS 2 Regions, with the most important one to be recorded in Attiki and Sterea Ellada, namely 26.5% and 21.0%, respectively. On the contrary, a decrease of 7.3%, 6.8% and 0.3% is recorded in Voreio Aigaio, Notio Aigaio and Ipeiros respectively. (Table 6).
- Other non-medical personnel employed in the Health Centres decreased by 2.9% in 2021 compared with 2020 at the level of Greece total. The most important increases in 2021 compared with 2020 are observed in Dytiki Makedonia and in Ionia Nisia, 20.6% and 13.5% respectively. On the contrary, a decrease of 11.4% and 6.8% is recorded in Thessalia and Attiki respectively. (Table 6).
- The number of medical equipment of Health Centers recorded an increase of 4.9%, at the level of Greece total, in 2021 compared with 2020 (Table 7).

Table 5: Health Centres and medical personnel by NUTS 2 Region, years 2020-2021

	Health Centres	Medical Personnel		
		2020	2021	21/20 %
Greece Total	310	3,820	3,671	-3.9
Anatoliki Makedonia, Thraki	20	165	150	-9.1
Kentriki Makedonia	46	602	565	-6.1
Dytiki Makedonia	11	141	139	-1.4
Ipeiros	20	131	137	4.6
Thessalia	21	170	151	-11.2
Stereia Ellada	23	174	184	5.7
Ionia Nisia	12	71	70	-1.4
Dytiki Ellada	29	227	218	-4.0
Peloponnisos	29	168	160	-4.8
Attiki	57	1,585	1,503	-5.2
Voreio Aigaio	10	58	52	-10.3
Notio Aigaio	14	116	116	0.0
Kriti	18	212	226	6.6

Table 6: Non-medical personnel of Health Centres by NUTS 2 Region, 2020-2021

	Nursing personnel			Other personnel		
	2020	2021	21/20 %	2020	2021	21/20 %
Greece Total	4,533	5,004	10.4	3,573	3,469	-2.9
Anatoliki Makedonia. Thraki	352	377	7.1	215	211	-1.9
Kentriki Makedonia	842	901	7.0	578	569	-1.6
Dytiki Makedonia	202	211	4.5	107	129	20.6
Ipeiros	345	344	-0.3	162	161	-0.6
Thessalia	468	482	3.0	229	203	-11.4
Stereia Ellada	257	311	21.0	216	205	-5.1
Ionia Nisia	65	75	15.4	52	59	13.5
Dytiki Ellada	314	342	8.9	244	228	-6.6
Peloponnisos	288	294	2.1	207	203	-1.9
Attiki	930	1,176	26.5	1,085	1,011	-6.8
Voreio Aigaio	123	114	-7.3	145	149	2.8
Notio Aigaio	132	123	-6.8	119	119	0.0
Kriti	215	254	18.1	214	222	3.7

Table 7: Medical equipment of Health Centres by NUTS 2 Region. 2020-2021

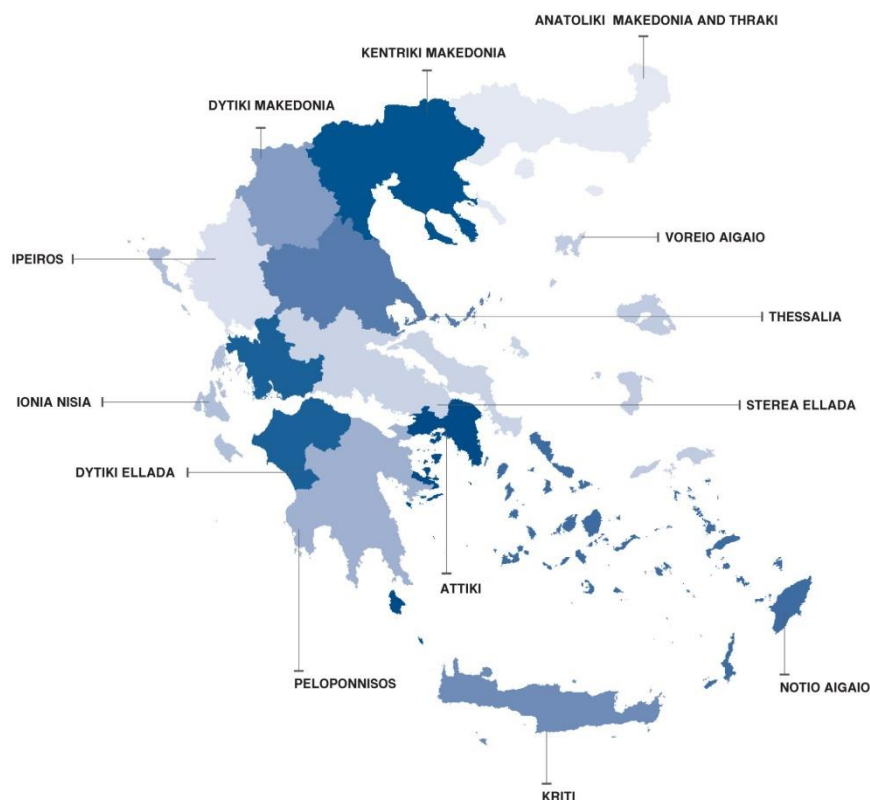
	2020	2021	21/20 %
Greece Total	3,438	3,606	4.9
Anatoliki Makedonia. Thraki	287	321	11.8
Kentriki Makedonia	555	546	-1.6
Dytiki Makedonia	120	129	7.5
Ipeiros	190	206	8.4
Thessalia	252	262	4.0
Stereia Ellada	187	194	3.7
Ionia Nisia	90	100	11.1
Dytiki Ellada	200	201	0.5
Peloponnisos	276	294	6.5
Attiki	688	724	5.2
Voreio Aigaio	190	218	14.7
Notio Aigaio	157	155	-1.3
Kriti	246	256	4.1

EXPLANATORY NOTES

Health Centres Census The survey is a census survey conducted on an annual basis and covers only the Health Centers of the Primary Health Care units of Greece for the year 2021.

Reference period Data refer to the total of Health Centre operating on the 31st of December of the reference year.

Coverage The ELSTAT census includes the Health Centers of the Country in accordance with Law 4238/2014 as well as the Health Units of the Primary Health Network (P.E.D.Y.) which, based on Law 4486/2017, are renamed as Health Centers. The data of the research is combined with available data of the Ministry of Health, which concern all Primary Health Care units and are presented at the level of the Country and Region, in order to cover national needs in statistical information.



Time coverage The survey is conducted since 1992. on a yearly basis.

Statistical concepts and definitions **Health Centres:** According to the legislation of Law 4238/2014, the Urban Health Centers, as provided for in the provision of article 17 of Law 1397/1983 and the Health Units of the Primary National Health Network (P.E.D.Y.), as provided for in the provision of paragraph 3 of article 2 of Law 4238/2014 (A' 38), they are renamed Health Centers while the name Primary National Health Network (P.E.D.Y.) was abolished.

Medical personnel by specialty

The specialties of medical staff are: Hematologists, Radiologists, Allergists, General Pathologists, Dermatologists- Venereologists, Occupational Health specialists, Cardiologists, Social Medicine, Obstetricians – Gynecologists, Biopathologists (former Microbiologists), Neurologists, Dentists, Orthopedics,

Urologists, Ophthalmologists, Physicians, Pediatricians, Language Pathologists – Pulmonologists, Surgeons of general surgery, Pediatric surgeons, Psychiatrists, Otolaryngologists, Rural doctors and doctors under specialisation with no specialty.

Non-medical staff by specialty

Non medical staff distinguishes: Administrative staff, Nursing staff, Paramedical staff, Social care staff, IT staff, Technical staff, Nutritional care staff and Administrative care staff.

Medical equipment.

Medical equipment includes: Medical imaging, Automatic analyzers, Dialysis machines, Ultrasounds, Electroencephalographs, Cardiac scanners, Dental equipment, Microscopes, Photometers, Defibrillators and Spectrometers.

Methodology From 2019 onwards, the main data source is the information system of the Ministry of Health as well as the relevant Divisions of the Ministry. Only the data for the medical equipment are collected by ELSTAT directly from the Health Centres using a structured questionnaire.

References Data is disseminated to all interested parties. through the posting of tables on the website of ELSTAT at:

[http://www.statistics.gr/en/statistics/publication/SHE06/-](http://www.statistics.gr/en/statistics/publication/SHE06/)

Equal access of users to data is governed by the European Statistics Code of Practice, fully respecting professional independence and in an objective, professional and transparent manner, in which all users are treated equally. Additional data that are not available through the above link may be provided by the Division of Statistical Information and Publications of ELSTAT after the submission of a relevant request at:

<http://www.statistics.gr/el/statistical-data-request>.