



Piraeus, 16 March 2022

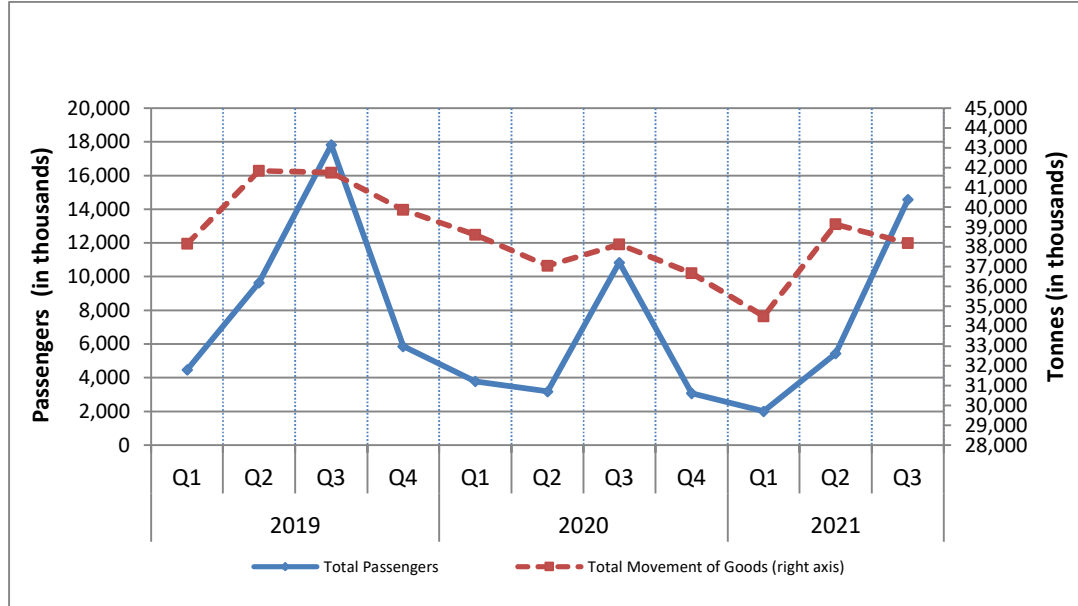
PRESS RELEASE

TRAFFIC OF PASSENGERS, GOODS AND MOBILE UNITS IN GREEK PORTS: 3rd QUARTER 2021(Provisional data)

The Hellenic Statistical Authority (ELSTAT) announces data on traffic of passengers, goods and mobile units in the Greek ports for the 3rd Quarter 2021. Particularly:

- The total passenger traffic in Greek ports in the 3rd quarter 2021 recorded an increase of 34.3% compared with the 3rd quarter 2020, while at the corresponding comparison of the 3rd quarter of 2020 with the 3rd quarter of 2019 a decrease by 39.1% was recorded (Table 1).
- The total movements of goods in Greek ports in the 3rd quarter 2021 increased by 0.2% compared with the 3rd quarter 2020, while at the corresponding comparison of the 3rd quarter of 2020 with the 3rd quarter of 2019 a decrease by 8.7% was recorded (Table 2).
- The total traffic of mobile units in Greek ports in the 3rd quarter 2021 increased by 78.8% compared with the 3rd quarter 2020, while at the corresponding comparison of the 3rd quarter of 2020 with the 3rd quarter of 2019 a decrease by 45.3% was recorded (Table 3).

Graph 1. Traffic of Passengers and Goods, 1st Quarter 2019 – 3rd Quarter 2021



Information on methodological issues:
Division of Sectoral Statistics
Section of Transport Statistics
P.Tzortzi, E.Kleftogianni, P.Rapti
Tel : 213 135 2187, 213 135 3087, 213 135 2187, 213 135 3122
E-mail: p.tzortzi@statistics.gr

Information for data provision:
Tel. +30 213 135 2022
E- mail: data.dissem@statistics.gr

Table 1. Domestic and international passenger traffic in Greek ports: 3rd Quarter 2019 - 2021

3 rd Quarter					
	2019	2020	Change % 2020/2019	2021	Change % 2021/2020
Total:	17,816,825	10,847,856*	-39.1	14,574,062	34.3
Domestic passengers (Disembarked / embarked)	16,863,164	10,517,820*	-37.6	13,937,997	32.5
International passengers	953,661	330,036	-65.4	636,065	92.7
Disembarked	477,623	180,596	-62.2	317,558	75.8
Embarked	476,038	149,440	-68.6	318,507	113.1

*revised

Graph 2. Domestic and international passenger traffic in Greek ports: 3rd Quarter 2019 – 2021

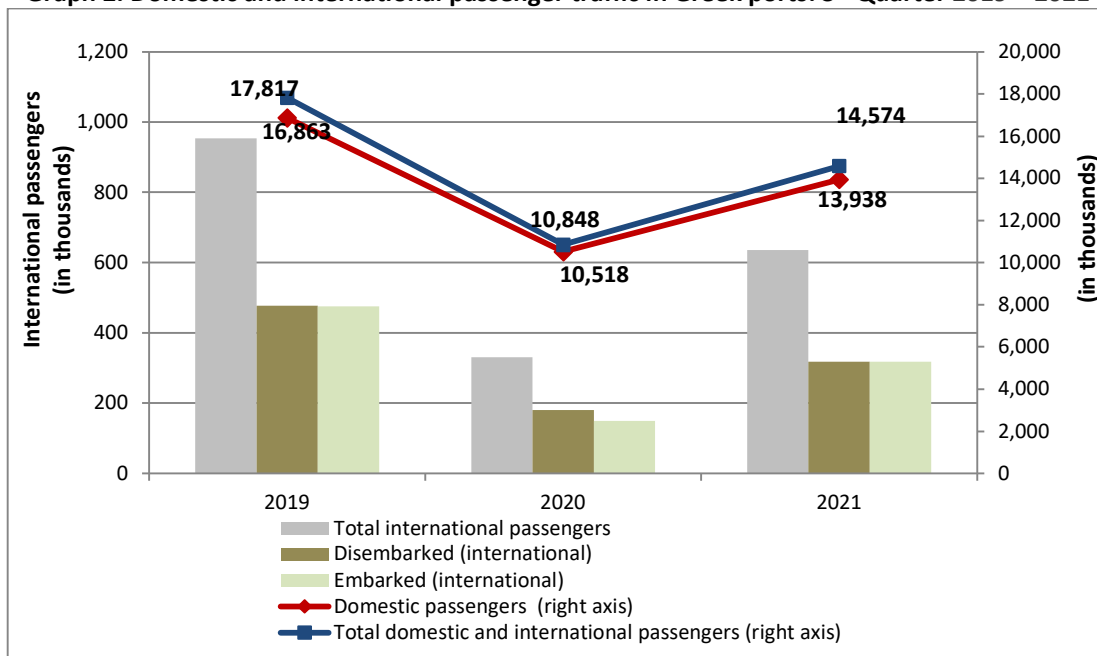


Table 2. Domestic and international movements of goods in Greek ports: 3rd Quarter 2019 - 2021

3 rd Quarter					
(in tons)	2019	2020	Change % 2020/2019	2021	Change % 2021/2020
Total:	41,756,429	38,124,270	-8.7	38,187,051	0.2
Domestic goods (Unloaded / loaded)	9,074,705	7,649,040	-15.7	8,127,204	6.3
International goods	32,681,724	30,475,230	-6.8	30,059,847	-1.4
Unloaded	19,033,316	17,109,260	-10.1	16,774,859	-2.0
Loaded	13,648,408	13,365,970	-2.1	13,284,988	-0.6

Graph 3. Domestic and international movements of goods in Greek ports: 3rd Quarter 2019 – 2021

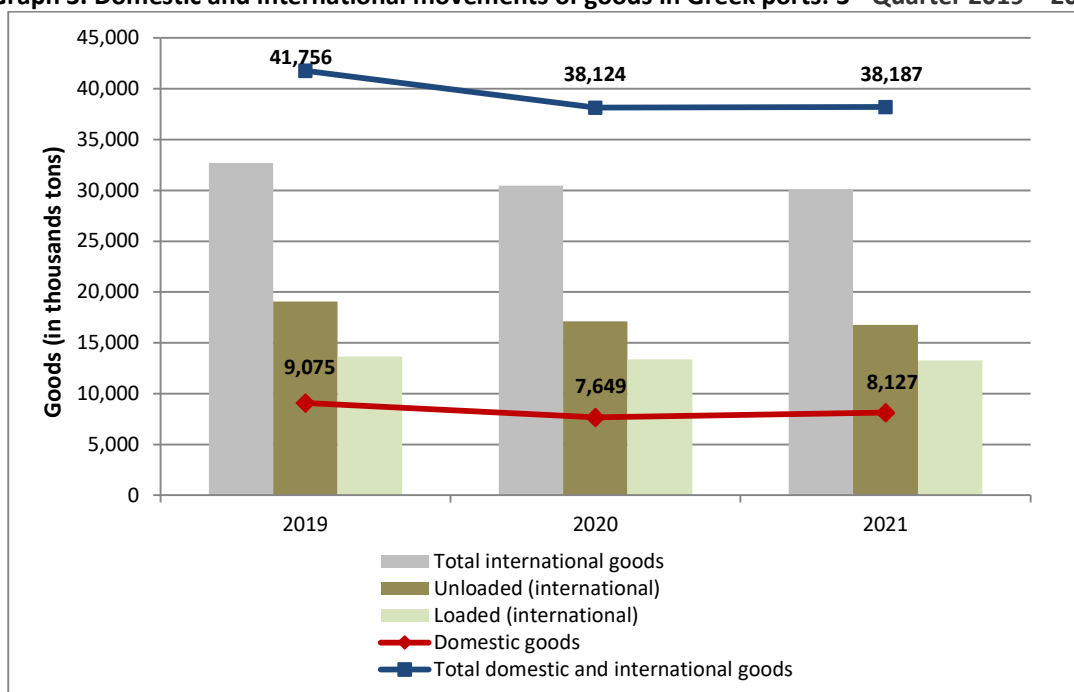
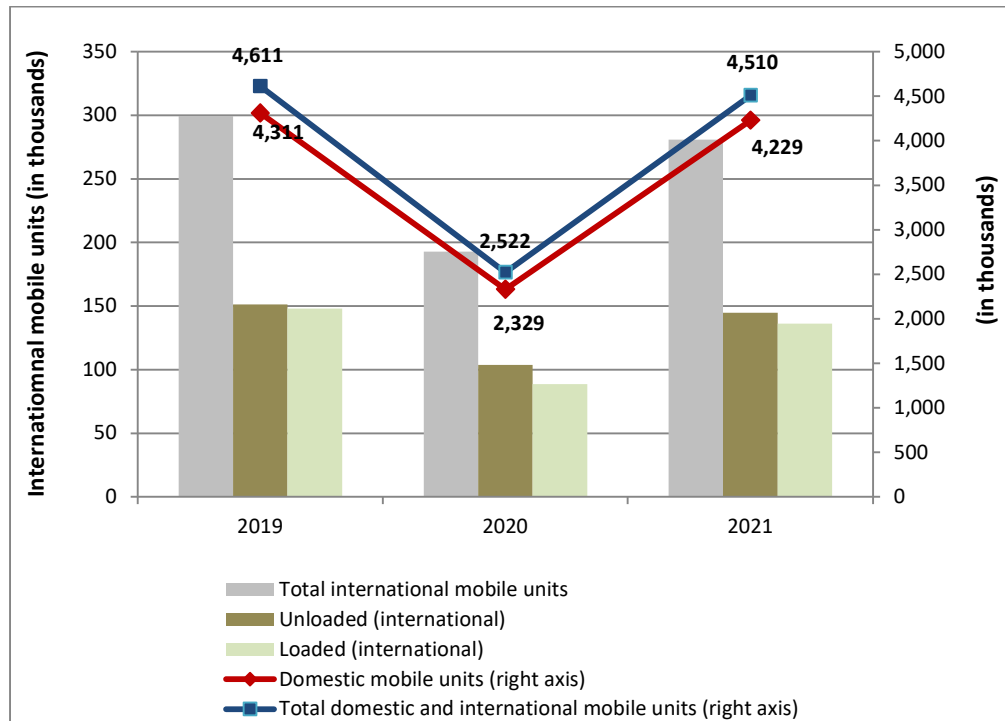


Table 3. Domestic and international traffic of mobile units in Greek ports: 3rd Quarter 2019 - 2021

3 rd Quarter					
	2019	2020	Change % 2020/2019	2021	Change % 2021/2020
Total:	4,610,677	2,521,771*	-45.3	4,509,514	78.8
Domestic mobile units (Unloaded / loaded)	4,311,316	2,329,167*	-46.0	4,228,587	81.5
International mobile units	299,361	192,604	-35.7	280,927	45.9
Unloaded	151,344	103,890	-31.4	144,744	39.3
Loaded	148,017	88,714	-40.1	136,183	53.5

*revised

Graph 4. Domestic and international traffic of mobile units in Greek ports: 3rd Quarter 2019 – 2021



METHODOLOGICAL NOTES

Survey on the traffic of passengers' goods and mobile units in Greek ports	<p>The survey on traffic of passengers, goods and mobile units in Greek ports is conducted on a monthly basis since 1960 and it has been producing quarterly and annual results. This survey is conducted in compliance with EU regulation 2009/42 which provides for the harmonization of statistical returns in respect of carriage of passengers' goods by sea in the EU Member States.</p> <p>The purpose of the survey is to collect statistical data on maritime transport and to disseminate these data to all relevant users.</p>
Legal framework	<p>This survey is fully harmonized with EU legislation and more specifically with Council Directive (EC) 2009/42 of the European Parliament.</p>
Reference period	<p>The data of the survey refer to the 3rd quarter 2021.</p>
Coverage	<p>The survey covers all merchant vessels of net tonnage 10 GRT and over which carry passengers' goods and mobile units by sea to and from domestic and international ports for commercial purposes. Consequently fish-catching vessels, research and survey vessels, dredgers, naval vessels or vessels used solely for non-commercial purposes are not included in the survey.</p>
Definitions	<p>Domestic Passengers: Refers to movement of passengers between Greek ports. International passengers: Refers to movement of passengers in Greek ports with embarking or disembarking at foreign ports.</p>
Methodology	<p>The survey is an exhaustive survey which is conducted for all vessels meeting the necessary criteria. The survey is carried out by means of specialized questionnaires which must be filed in by the competent bodies:</p> <ul style="list-style-type: none">a) The domestic Port Authorities which have the responsibility to fill in the questionnaires for the goods transport in cooperation with the maritime transport agent.b) The shipping companies and the financial officers of the ships who have the responsibility to fill in the questionnaires for the passenger traffic.c) Piraeus Port Authority (OLP) and Thessaloniki Port Authority (OLTH) which record the large majority of goods transport data and send these statistical returns to ELSTAT electronically by means of a specially designed software application. <p>ELSTAT after having received all the above-mentioned data proceeds to data checks, codification, processing and tabulation of the data.</p> <p>It should be stressed that the survey is conducted in compliance with international classifications and definitions applied for the variables of the relevant survey, which are laid down in Eurostat's manual «Reference Manual on Maritime Transport Statistics Version 4.0 November 2017».</p>
References	<p>More information (tables charts) concerning the survey on maritime transport of passenger, goods and mobile units in the Greek ports by merchant vessels can be found on the web page of ELSTAT (www.statistics.gr) under the link https://www.statistics.gr/el/statistics/-/publication/SMA06</p>