

Piraeus, 30 April 2020

## **PRESS RELEASE**

### **INTERNATIONAL TRADE IN GOODS STATISTICS WITH THIRD COUNTRIES BY INVOICING CURRENCY, 2019**

(Provisional Data)

The Hellenic Statistical Authority (ELSTAT) announces data on International Trade in Goods with Third Countries by Invoicing Currency, presenting the total value of imports from Third Countries and exports to Third Countries, by the currency of the commercial transaction invoice and also by main product groups of the Standard Classification of International Trade - SITC Rev. 4.

On the basis of the available data, in 2019 the total value of imports from Third Countries amounted to 26,043.90 million euro; imports of 19,605.48 million euro (75.28%) were invoiced in USA dollars (\$), imports of 6,221.66 million euro (23.89%) were invoiced in euro (€), imports of 208.03 million euro (0.80%) were invoiced in a currency other than the national currency of the non-euro area Member States, the euro and the dollar and finally, imports amounting to 8.73 million euro (0.03%) were invoiced in the national currency of the non-euro area Member States (Table 1 – Graph 1)<sup>(1)</sup>.

Similarly, in 2019, the total value of exports to Third Countries amounted to 14,867.70 million euro; exports of 8,608.32 million euro (57.90%) were invoiced in USA dollars (\$), exports of 6,046.94 million euro (40.67%) were invoiced in euro (€), exports of 206.39 million euro (1.39%) were invoiced in a currency other than the national currency of the non-euro area Member States, the euro and the dollar and finally, exports amounting to 6.06 million euro (0.04%) were invoiced in the national currency of the non-euro area Member States (Table 2 – Graph 2)<sup>(1)</sup>.

More specifically, as regards the percentage distribution of imports data from Third Countries by invoicing currency and by main product groups of SITC Rev.4, the following are observed (Table 3 – Graph 3). Value of imports invoiced in euro: 79.99% of the total value corresponds to Manufactured Products (SITC sections 5-8), 18.22% to Raw Materials (SITC sections 0-4 excluding division 33) and 1.35% to Oil Products (SITC division 33); Value of imports invoiced in USA dollars (\$): 60.76% of the total value corresponds to Oil Products (SITC division 33), 24.67% to Manufactured Products (SITC sections 5-8) and 13.45% to Raw Materials (SITC sections 0-4 excluding division 33); Value of imports invoiced in the national currency of

Information on methodological issues:

Division of Business Statistics  
Section of International Transactions Statistics  
Head of Unit: Eleni Pandi  
Tel. : +30 213 135 2042  
e-mail : [e.pandi@statistics.gr](mailto:e.pandi@statistics.gr)

Information for data provision:

Tel.: +30 213 135 2022, 2308, 2310  
e-mail: [data.dissem@statistics.gr](mailto:data.dissem@statistics.gr)

<sup>(1)</sup> The Total Groups of products of SITC Rev.4 may be bigger than the sum of the three main product groups, since SITC section 9 "Products, non-classified" is not presented in any of the main product groups, yet it is included in the Total Groups of products of SITC Rev.4.

non-euro area Member States: 89.68% of the total value corresponds to Manufactured Products (SITC sections 5-8) and 10.32% to Raw Materials (SITC sections 0-4, excluding division 33); Value of imports invoiced in a currency other than the national currency of the non-euro area Member States, the euro and the dollar: 87.24% of the total value corresponds to Manufactured Products (SITC sections 5-8), 11.97% to Raw Materials (SITC sections 0-4, excluding division 33) and 0.01% to Oil Products (SITC division 33).

Respectively, as regards the percentage distribution of exports data to Third Countries by invoicing currency and by main product groups of SITC Rev.4, the following are observed (Table 3 – Graph 4). Value of exports invoiced in euro (€): 51.45% of the total value corresponds to Manufactured Products (SITC sections 5-8), 29.49% to Raw Materials (SITC sections 0-4 excluding division 33) and 16.83% to Oil Products (SITC division 33); Value of exports invoiced in USA dollars (\$): 73.63% of the total value corresponds to Oil Products (SITC division 33), 13.82% to Manufactured Products (SITC sections 5-8) and 11.11% to Raw Materials (SITC sections 0-4 excluding division 33); Value of exports invoiced in the national currency of non-euro area Member States: 49.13% of the total value corresponds to Manufactured Products (SITC sections 5-8), 45.58% to Raw Materials (SITC sections 0-4, excluding division 33) and 1.78% to Oil Products (SITC division 33); Value of export invoiced in a currency other than the national currency of the non-euro area Member States, the euro and the dollar: 93.22% of the total value corresponds to Manufactured Products (SITC sections 5-8), 6.77% to Raw Materials (SITC sections 0-4, excluding division 33) and 0.01% to Oil Products (SITC division 33) .

**Table 1. Imports of International Trade in Goods from Third Countries by Invoicing Currency, year 2019**

*In million Euro*

Invoice Currency	Groups of products according to the Standard Classification of International Trade - SITC Rev. 4			Total Groups of products (1-9) <sup>(2)</sup>	Percentage distribution of imports to Third Countries by Invoicing Currency
	Raw materials excluding oil products (0 - 4 excluding division 33)	Oil products (division 33)	Manufactured products (5 - 8)		
<b>Euro</b>	1,133.85	83.99	4,976.82	<b>6,221.66</b>	<b>23.89</b>
<b>USA dollar</b>	2,636.53	11,912.10	4,837.31	<b>19,605.48</b>	<b>75.28</b>
<b>National currency of the non-euro area Member States</b>	0.90	0.00	7.83	<b>8.73</b>	<b>0.03</b>
<b>Currency other than the national currency of the non-euro area Member States, the euro and the dollar</b>	24.90	0.01	181.48	<b>208.03</b>	<b>0.80</b>
<b>Total <sup>(3)</sup></b>	<b>3,796.18</b>	<b>11,996.10</b>	<b>10,003.44</b>	<b>26,043.90</b>	<b>100</b>

<sup>(2)</sup> The Total Groups of products of SITC Rev.4 may be bigger than the sum of the three main product groups, since SITC section 9 "Products, non-classified" is not presented in any of the main product groups, yet it is included in the Total of Groups of products.

<sup>(3)</sup> Wherever necessary, the data have been rounded up, thus, a slight difference may occur between the sum of the figures and their total.

**Table 2. Exports of the International Trade in Goods to Third Countries by Invoicing Currency, year 2019**

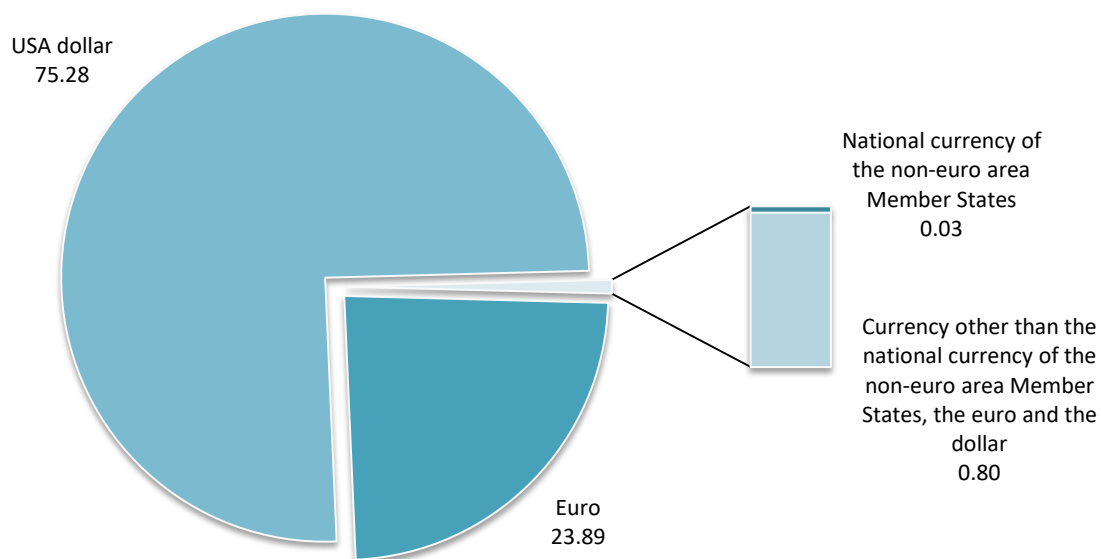
*In million Euro*

Invoice Currency	Groups of products according to the Standard Classification of International Trade - SITC Rev. 4			Total Groups of products (1-9) <sup>(4)</sup>	Percentage distribution of exports to Third Countries by Invoicing Currency
	Raw materials excluding oil products (0 - 4 excluding division 33)	Oil products (division 33)	Manufactured products (5 - 8)		
<b>Euro</b>	1,783.48	1,017.75	3,111.37	<b>6,046.94</b>	<b>40.67</b>
<b>USA dollar</b>	956.48	6,338.71	1,189.30	<b>8,608.32</b>	<b>57.90</b>
<b>National currency of the non-euro area Member States</b>	2.76	0.11	2.98	<b>6.06</b>	<b>0.04</b>
<b>Currency other than the national currency of the non-euro area Member States, the euro and the dollar</b>	13.97	0.02	192.40	<b>206.39</b>	<b>1.39</b>
<b>Total<sup>(5)</sup></b>	<b>2,756.69</b>	<b>7,356.59</b>	<b>4,496.05</b>	<b>14,867.70</b>	<b>100</b>

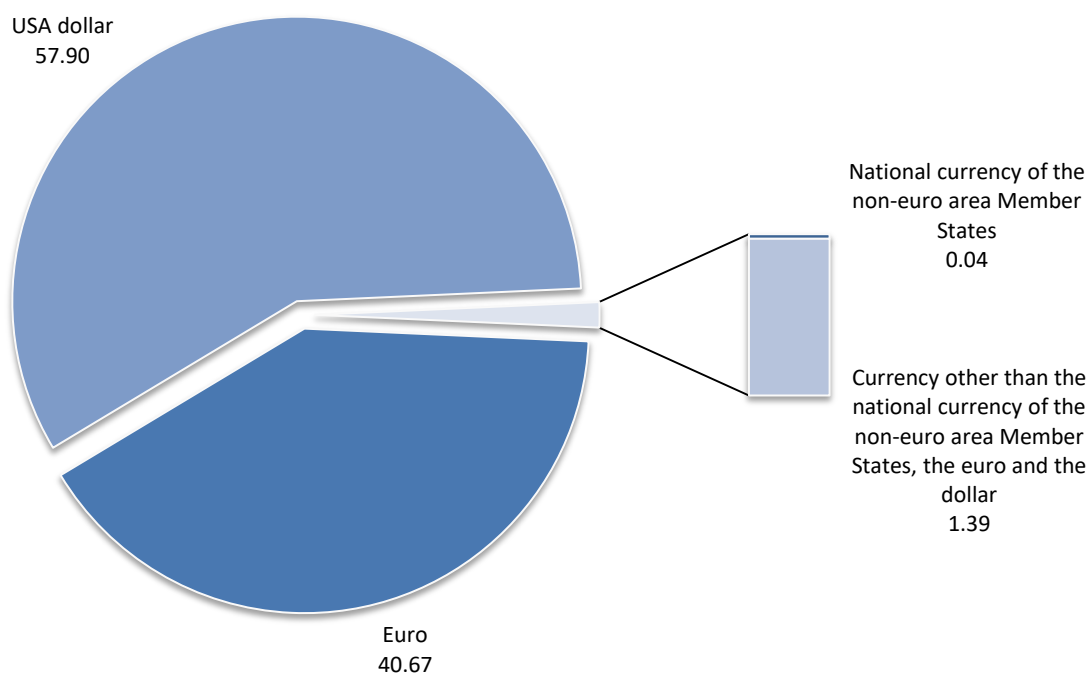
<sup>(4)</sup> The Total of Groups of products of SITC Rev.4 may be bigger than the sum of the three main product groups, since SITC section 9 "Products, non-classified" is not presented in any of the main product groups, yet it is included in the Total of Groups of products.

<sup>(5)</sup> Wherever necessary, the data have been rounded up, thus, a slight difference may occur between the sum of the figures and their total.

**Graph 1. Percentage distribution (%) of imports from Third Countries  
by Invoicing Currency, year 2019**



**Graph 2. Percentage distribution (%) of exports to Third Countries  
by Invoicing Currency, year 2019**

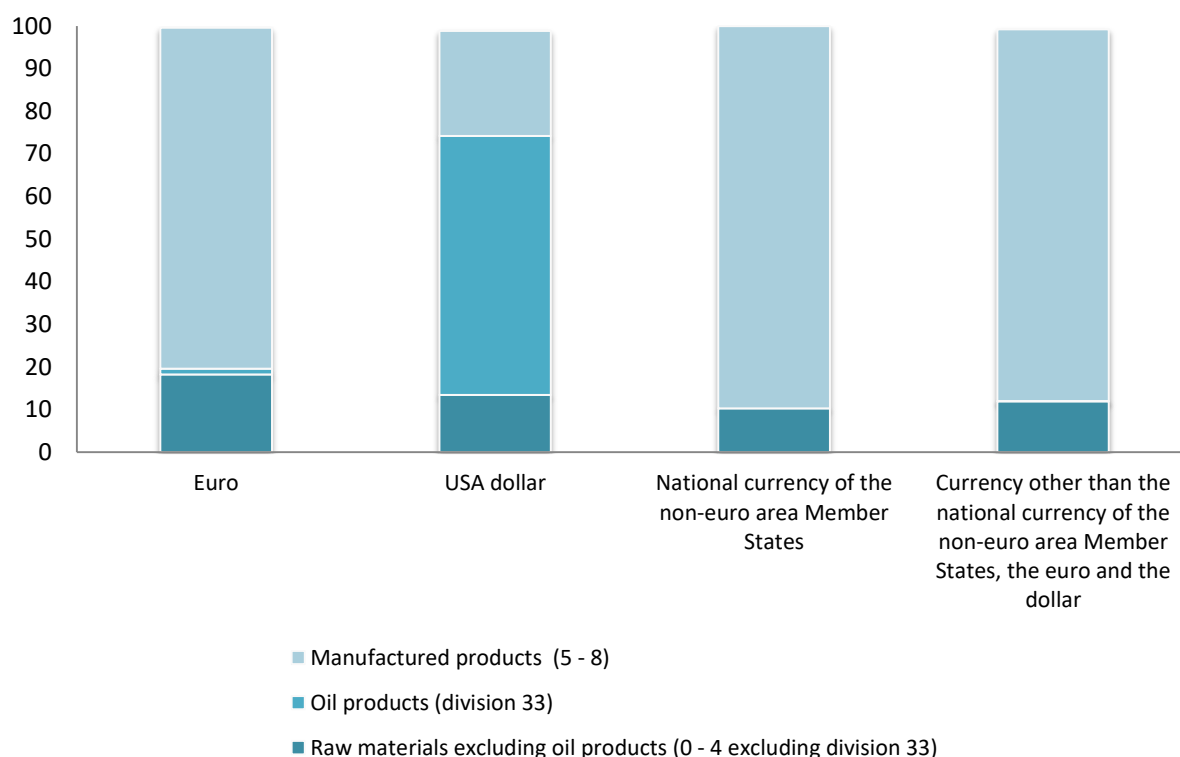


**Table 3. Percentage distribution (%) of International Trade in Goods Statistics with Third Countries by Invoicing Currency and group of products, year 2019**

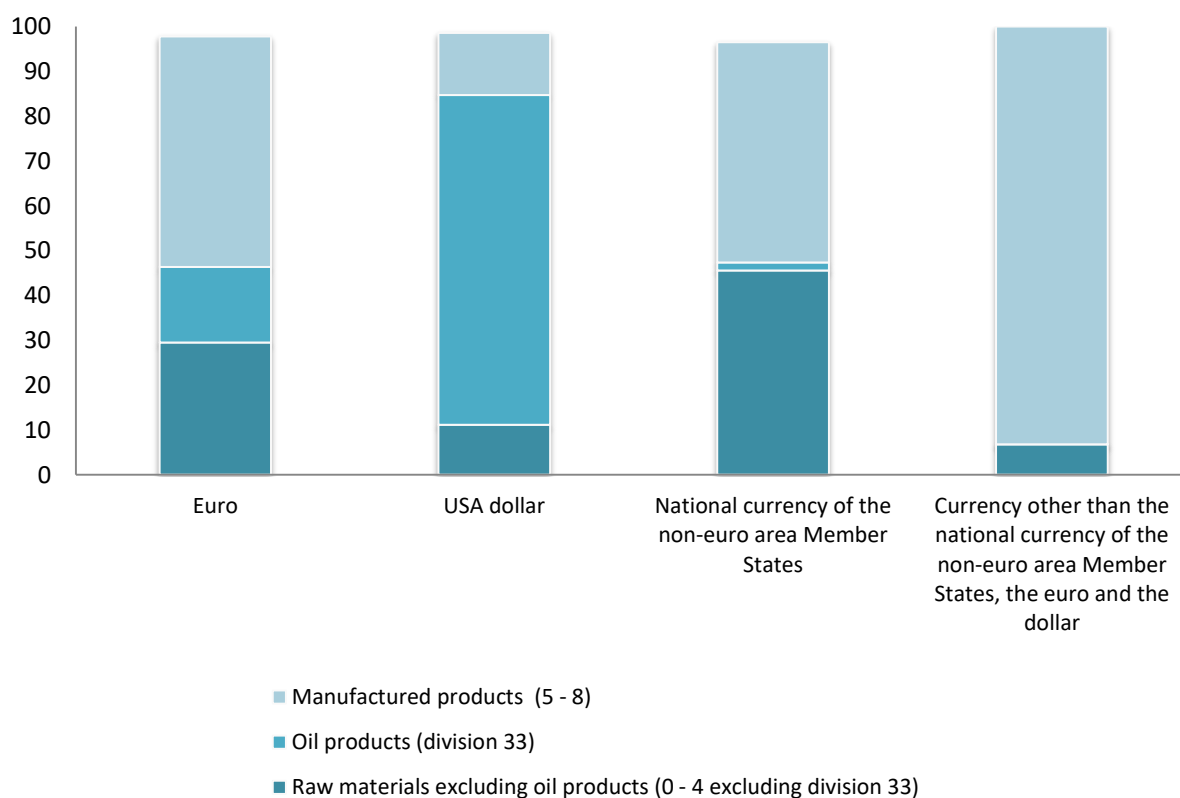
Invoice Currency	Imports from Third Counties <sup>(6)</sup>			Exports to Third Counties <sup>(6)</sup>		
	Groups of products according to the Standard Classification of International Trade - SITC Rev. 4			Groups of products according to the Standard Classification of International Trade - SITC Rev. 4		
	Raw materials excluding oil products (0 - 4 excluding division 33)	Oil products (division 33)	Manufactured products (5 - 8)	Raw materials excluding oil products (0 - 4 excluding division 33)	Oil products (division 33)	Manufactured products (5 - 8)
<b>Euro</b>	18.22	1.35	79.99	29.49	16.83	51.45
<b>USA dollar</b>	13.45	60.76	24.67	11.11	73.63	13.82
<b>National currency of the non-euro area Member States</b>	10.32	0.00	89.68	45.58	1.78	49.13
<b>Currency other than the national currency of the non-euro area Member States, the euro and the dollar</b>	11.97	0.01	87.24	6.77	0.01	93.22

<sup>(6)</sup> The percentages in Table 3 were calculated on the basis of the Total Groups of products of SITC Rev.4 (1-9) taking into account the product category SITC 9 "Products, non-classified" (Tables 1 and 2).

**Graph 3. Percentage distribution (%)<sup>(7)</sup> of imports from Third Countries by Invoicing Currency and group of products (SITC Rev. 4), year 2019**



**Graph 4. Percentage distribution (%)<sup>(7)</sup> of exports to Third Countries by Invoicing Currency and group of products (SITC Rev. 4), year 2019**



<sup>(7)</sup> The percentages of Graphs 3 and 4 were calculated on the basis of the Total Groups of products of SITC Rev.4 (1-9) taking into account the product category SITC 9 "Products, non-classified".

## EXPLANATORY NOTES

### International Trade in Goods with Third Countries by Invoicing Currency

International Trade in Goods Statistics by Invoicing Currency monitors the total value of imports from Third Countries and exports to Third Countries by the currency in which the commercial invoice of the transaction is issued, as well as by the main product groups of the Standard International Trade Classification Rev. 4.

#### Legal Framework

The collection of the data on International Trade in Goods with Third Countries (Extrastat) by invoicing currency is carried out in the framework of Regulation (EC) 471/2009 of the European Parliament and of the Council and Commission Regulation (EU) 113/2010 on trade with Third Countries.

#### Periodicity of data compilation

Yearly.

#### Reference Period

2019.

#### Dissemination of results

Three months after the reference year.

#### Definitions

**EXTRASTAT** is the system for collecting external trade data with third countries (non-EU countries).

**Import** is considered every import of goods from a third country (non-EU countries).

**Export** is considered every export of goods to a third country (non-EU countries).

**Invoicing currency:** The invoicing currency is the currency in which the commercial invoice is issued and it is recorded in accordance with the ISO alpha-3 currency code (ISO 4217). The primary data source for the compilation of these statistics is the Customs Authorities.

#### Methodology

EXTRASTAT: It is a statistical survey where data are collected by administrative sources. The Customs Authorities collect the relevant statistical data on trade by filling in the Single Administrative Document (SAD). In the beginning of each month Customs Authorities transmit to the Hellenic Statistical Authority an electronic file with the customs data of statistical relevance of the previous month. All the transactions with third countries above the amount of 1,000 euro are registered.

The statistical data on imports and exports of goods with the Third Countries, deriving from the data transmitted by the Customs Authorities the provisional data from the "incomplete customs declarations" are incorporated - which concern mainly petroleum products - in the monthly data on trade with third countries; the "incomplete customs declarations" data after having been completed will be replaced by the final data.

International Trade in Goods by Invoicing Currency data are grouped by currency categories depending on the currency of the commercial transaction invoice and by product group, depending on the product category. The statistical value is expressed in euro (€), irrespective of the invoicing currency.

The data are grouped in the following currency categories:

- 0 National currency of the non-euro area Member States
- 1 Euro
- 2 USA dollars
- 3 Currency other than the national currency of the non-euro area Member States, euro and dollars

Classification of Goods: The goods are classified in compliance with the Standard Classification of International Trade (SITC) Rev. 4.

Data are grouped by the following SITC Product groups:

1. Raw materials excluding oil products (sections 0-4, excluding division 33)
2. Oil products (division 33)
3. Manufactured products (sections 5-8).

The Total Groups of products of SITC Rev.4 may be bigger than the sum of the three main groups, since SITC section 9 "Products, non-classified" is not presented in any of the main groups, yet it is included in the Total Groups of products.