



PRESS RELEASE

SURVEY ON CULTURAL ACTIVITIES OF THE MINISTRY OF CULTURE AND SPORTS, 2017

The Hellenic Statistical Authority (ELSTAT) announces the data of the 2017 Survey on Cultural Activities of the Divisions of the Ministry of Culture and Sports.

Five (5) concise tables and the relevant graphs are presented below, illustrating some of the data collected by the survey during the last years. All the findings of the survey are presented more analytically in the tables, which are posted on the portal of ELSTAT.

On the basis of the latest available data deriving from the survey conducted in 2017, it is observed that:

- 11 properties of archaeological interest were expropriated by the Division of Supply, Infrastructure and Materials Management of the Ministry of Culture and Sports and the relevant compensation paid amounted to 4,453,169 euro, recording a decrease as regards the expropriated properties and an increase as regards the compensation, in comparison with 2016 (Table 1, Graph 1).
- The receipts of the Archaeological Receipts and Expropriations Fund, in 2017, amounted to 3,844,173 euro, recording a marginal increase in comparison with the corresponding receipts in 2016 (Table 2, Graph 2).
- The subsidies granted to cultural entities, such as museums, art galleries, theatre, film and classical dance associations, municipal and regional theatres, etc. fell to 31,660,135 euro in 2017, thus recording a marginal decrease in comparison with the subsidies granted in 2016 (Table 3, Graph 3).
- In 2017, the teaching personnel of vocational theatre, dance, film and music schools and conservatoires amounted to 8,341 persons, the number of students to 56,390 and the number of graduates, obtaining a diploma or relevant degree, to 2,591. In comparison with the corresponding data of 2016, a decrease is observed as regards the teaching personnel and an increase as regards the number of students and graduates (Table 4, Graph 4).
- In 2016, the Ministry of Culture and Sports supported the organisation of 6 pan-hellenic and local conferences and 3 international conferences, recording an increase in comparison with the conferences organised in 2016 (Table 5, Graph 5).

Information

Social Statistics Division

Section of Culture and Sports Statistics

Argyro Pateraki, Marios Vasilopoulos

Tel.: +30 213 135 2129, +30 213 1352753

E-mail: ar.pateraki@statistics.gr m.vasilopoulos@statistics.gr

Table 1. Expropriated Properties of Archeological Interest and Compensation Paid (2007-2017)

Year	Expropriated Properties	Compensation Paid (euro)
2007	84	7,406,732
2008	36	8,419,678
2009	30	7,311,497
2010	54	10,852,417
2011	13	2,237,270
2012	6	1,837,305
2013	6	1,084,544
2014	4	523,516
2015	19	2,070,622
2016	15	8,914,740
2017	11	4,453,169

Graph 1. Expropriated Properties of Archeological Interest and Compensation Paid (2007-2017)

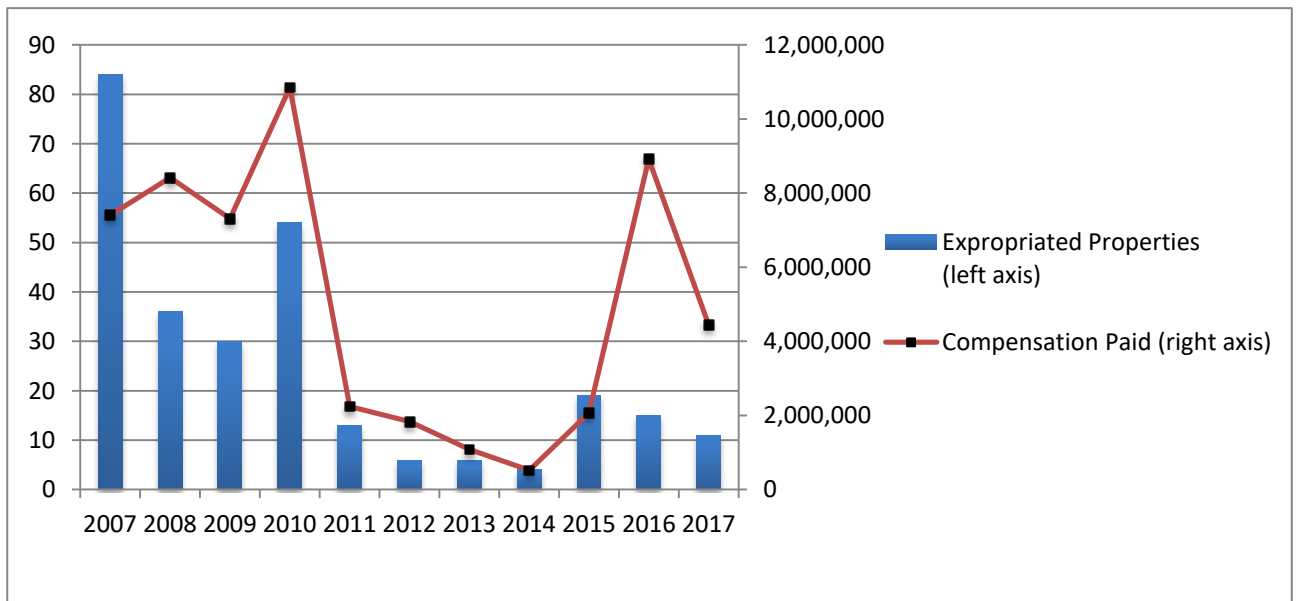
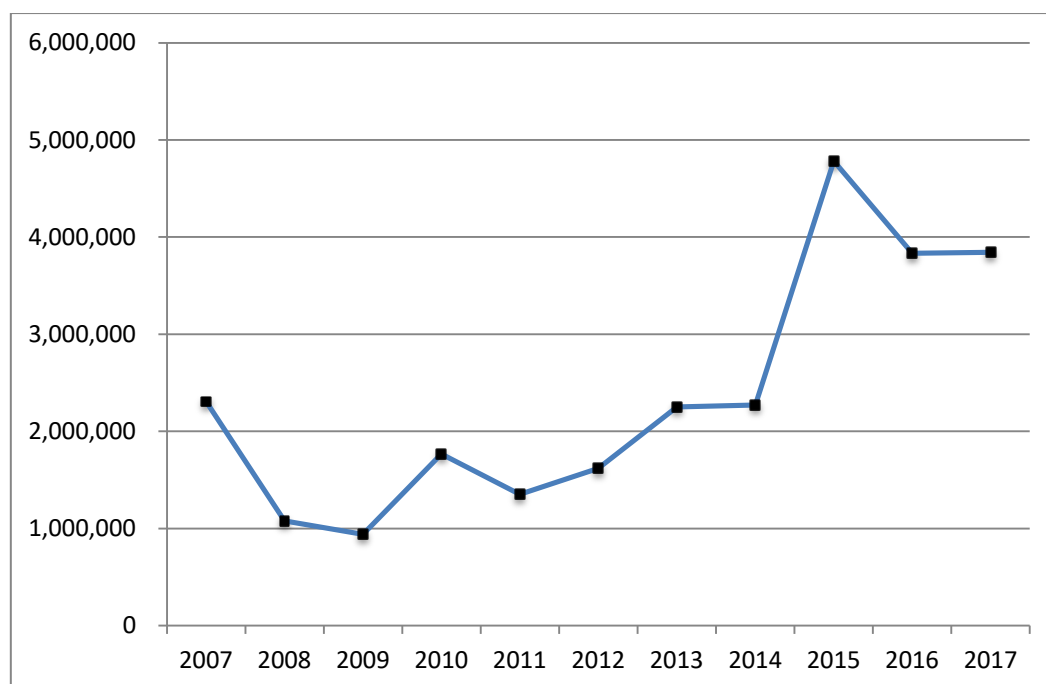


Table 2. Receipts¹ of the Archaeological Receipts and Expropriations Fund (2007-2017)

Year	Receipts of the Archaeological Receipts Fund (euro)
2007	2,307,742
2008	1,078,227
2009	939,290
2010	1,767,226
2011	1,350,387
2012	1,619,108
2013	2,251,283
2014	2,271,147
2015	4,783,193
2016	3,834,389
2017	3,844,173

Graph 2. Receipts¹ of the Archaeological Receipts and Expropriations Fund (2007-2017)



¹ The Receipts of the Archaeological Receipts Fund refer to duties collected from Licenses for Photographing and Filming Museums and Archaeological Sites, from the sales of Masters and Replicas of Archaeological Objects, sales of Brochures and other printed material, etc.

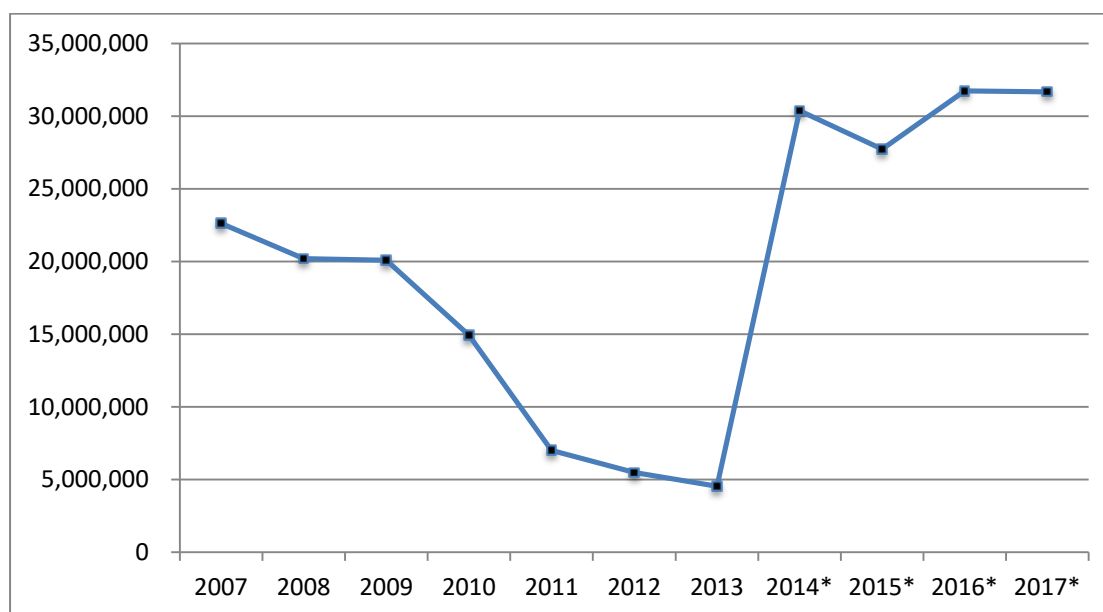
Table 3. Subsidies granted to cultural entities (2007-2017)

Year	Subsidies granted to cultural entities (euro)
2007	22,610,144
2008	20,197,749
2009	20,086,000
2010	14,926,520
2011	7,002,531
2012	5,492,362
2013	4,535,050
2014*	30,373,781
2015*	27,723,841
2016**	31,727,055
2017*	31,660,135

**From 2014 onwards, the Ministry of Culture and Sports provided to ELSTAT additional data on subsidies, mostly pertaining to film and music entities.*

***The subsidies for 2016 were revised as all subsidies for musical bodies were not provided by the Ministry of Culture.*

Graph 3. Subsidies granted to cultural entities (2007-2017)



**From 2014 onwards, the Ministry of Culture and Sports provided to ELSTAT additional data on subsidies, mostly pertaining to film and music entities.*

Table 4. Teaching personnel, Students and Graduates of vocational theatre, dance and music schools and conservatoires (2010- 2017)

	Teaching Personnel	Students	Graduates
2010	11,348	53,739	508
2011	9,138	59,352	377
2012	8,423	52,247	1857
2013	7,105	46,334	2,593
2014	8,025	55,142	2,032
2015	7,276	51,777	2,039
2016	8,601	53,700	2,568
2017	8,341	56,390	2,591

Graph 4. Teaching personnel, Students and Graduates of vocational theatre, dance and music schools and conservatoires (2010- 2017)

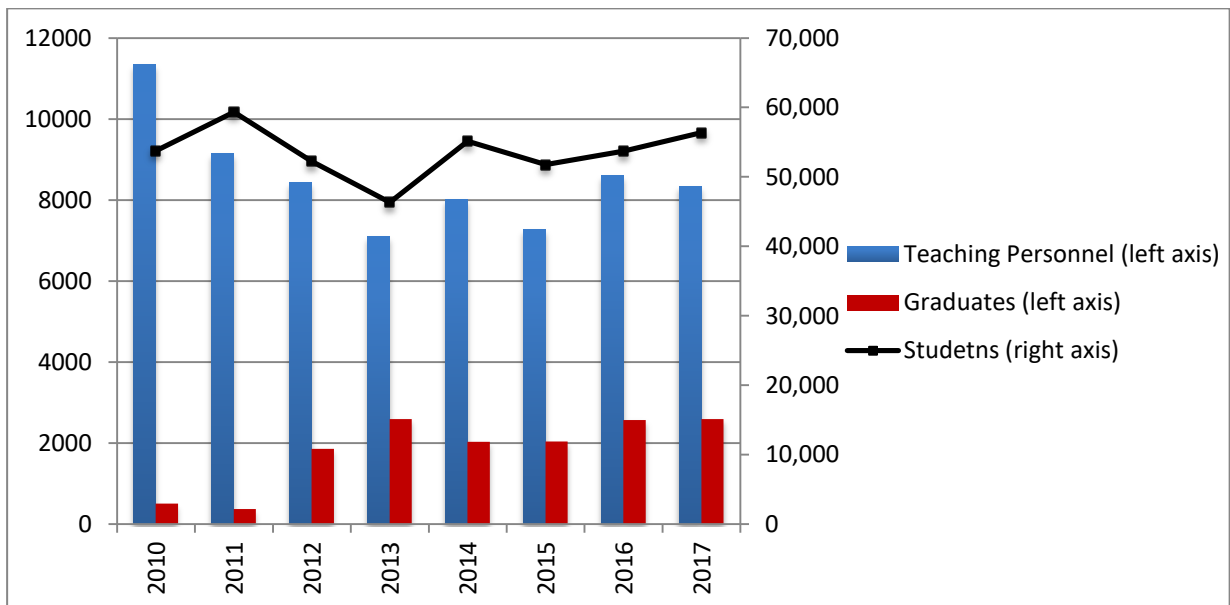
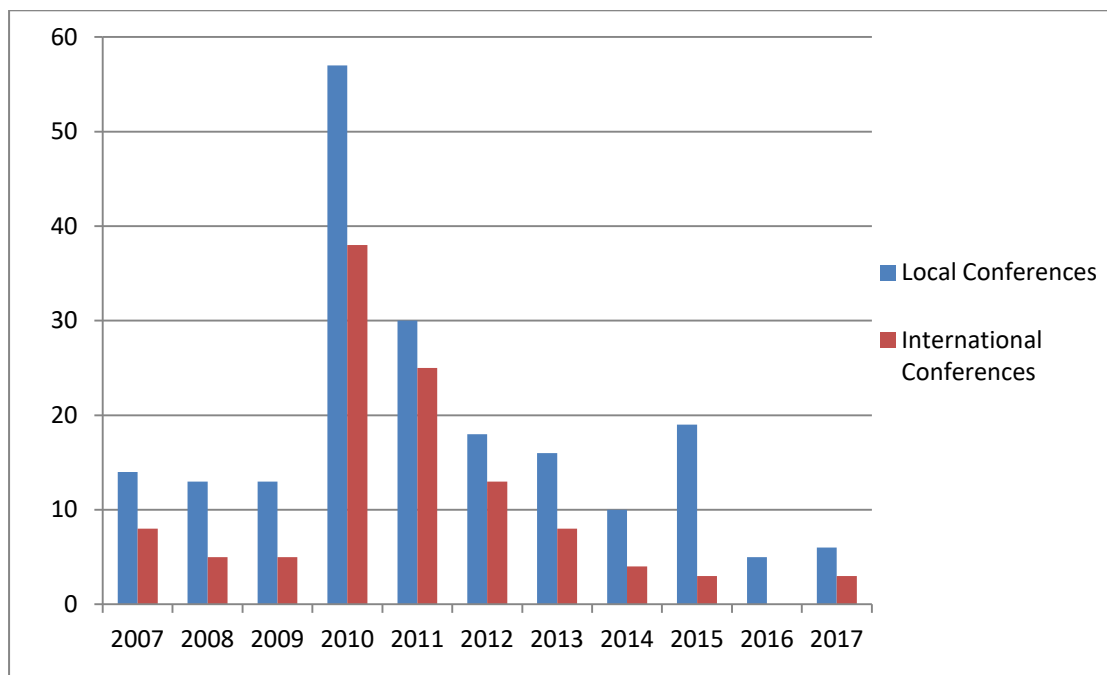


Table 5. Conferences supported by the Ministry of Culture and Sports (2007-2017)

Year	Local	International
2007	14	8
2008	13	5
2009	13	5
2010	57	38
2011	30	25
2012	18	13
2013	16	8
2014	10	4
2015	19	3
2016	5	0
2017	6	3

Graph 5. Conferences supported by the Ministry of Culture and Sports (2007-2017)



EXPLANATORY NOTES

Survey on Cultural Activities The Survey on Cultural Activities of the Divisions of the Ministry of Culture and Sports is an annual census survey, presenting the activities of several units of the Ministry of Culture and Sports, such as the Division for Supply, Infrastructure and Materials Management, Division of Cultural Education, Division for the Implementation of Culture Policy, the Archaeological Receipts and Expropriations Fund, etc. The survey is conducted since 1970.

Legal framework The survey is conducted by virtue of the Law 3832/2010, as amended and in force.

Periodicity Annual

Methodology It is a census survey, carried out on a yearly basis. The data are collected from the above competent Divisions of the Ministry of Culture and Sports.

The most important activities recorded by the survey are as follows: the expropriations of property of archaeological interest and the relevant compensation paid, the receipts of the Archaeological Receipts and Expropriations Fund, the subsidies given to cultural entities, the number of teaching personnel, students and graduates of the vocational theatre and dance schools, vocational film and music schools and conservatoires, as well as the conferences supported by the Ministry (pan-hellenic, local and international conferences), given the fact that the Ministry of Culture and Sports supports the organisation of national and international conferences on Culture, Arts and Science.

References More information on the Survey on the Cultural Activities of the Ministry of Culture and Sports, as well as data for previous years can be found on the website of the Hellenic Statistics Authority (www.statistics.gr) at:
<http://www.statistics.gr/en/statistics/-/publication/SCI24/->