



HELLENIC REPUBLIC  
HELLENIC STATISTICAL AUTHORITY

Piraeus, 25 June 2025

**CENSUS OF HEALTH CENTRES AND OTHER UNITS  
PROVIDING PRIMARY HEALTH CARE SERVICES: Year 2024**

The Hellenic Statistical Authority (ELSTAT) announces data on the Primary Health Care Units for the year 2024.

Until the year 2016, ELSTAT used to monitor Primary Health Care by recording only the Health Centers of the National Primary Health Network (PEDY). The Law 4486/2017 concerning the “Reform of the Primary Health Care” extended the scope of the “Health Centers”, which now also encompass the decentralised units, where health care services are provided at the first level of Primary Health Care, by the Local Health Units (ToMY), the Regional Medical Offices, the Multipurpose Regional Medical Offices, the Specialised Regional Medical Offices, the Local Medical Offices and by other units of primary health care.

Table 1 presents all the agencies providing primary health care services for the year 2024.

**Table 1: Units providing primary health care services by category, years 2023-2024**

	Health Centers*	Regional Medical Offices	Multipurpose Regional Medical Offices	Specialised Regional Medical Offices	Local Medical Offices**	Other Units	Local Health Units
<b>2023</b>	312	1,433	97	50	227	10	137
<b>2024</b>	312	1,432	98	50	227	10	137

\* Health Units of the National Primary Health Care Network (PEDY, Law 4238/2014), which by virtue of the Law 4486/2017 are renamed as Health Centers

\*\* 66 Local Medical Offices in function

Moreover, Primary Health Care includes agencies providing mental health services, which are further specialised in accordance with the following table (Table 2).

**Table 2: Units providing primary mental health services, years 2023 and 2024**

	2023	2024
Mental Health Centers for adults	18	18
Mental Health Centers providing Community Mental Health Services for adults, children, and adolescents *	15	15
Mental Health Centers for children and adolescents	31	31
<b>Total</b>	<b>64</b>	<b>64</b>

\* A hybrid-structure addressed both to adults and children/adolescents

**Information on methodological issues:**

Sectoral Statistics Division  
Health and Social Protection Section  
Kokotas Evangelos  
Tel : +30 213 135 2789, 2136  
e-mail : [kentra\\_vgeias@statistics.gr](mailto:kentra_vgeias@statistics.gr)

**Information for data provision:**

Tel. +30 213 135 2022, 2310, 2308  
Email. [data.dissem@statistics.gr](mailto:data.dissem@statistics.gr)

Table 3 presents the personnel in the Health Centers, the Regional Medical Offices (Multipurpose and Specialised), the Local Medical Offices, the Local Health Units and other units for the year 2024 by Regional Health Authority (YPE).

**Table 3: Personnel in the Health Centers, the Regional Medical Offices (Multipurpose and Specialised), the Local Medical Offices, the Local Health Units and other units by Regional Health Authority (YPE), year 2024**

Regional Health Authority (YPE)	Medical personnel	Nursing personnel	Other non-medical personnel	Total by YPE
1st YPE (Attiki)	1,061	758	855	2,674
2nd YPE (Piraeus & Aigaio)	830	717	832	2,379
3rd YPE (Makedonia)	562	649	545	1,756
4th YPE (Makedonia & Thraki)	759	921	602	2,282
5th YPE (Thessalia & Sterea Ellada)	731	765	642	2,138
6th YPE (Peloponnisos, Ionia Nisia, Ipeiros, Dytiki Ellada)	1,146	1,176	871	3,193
7th YPE (Kriti)	397	257	346	1,000
<b>Total</b>	<b>5,486</b>	<b>5,243</b>	<b>4,693</b>	<b>15,422</b>

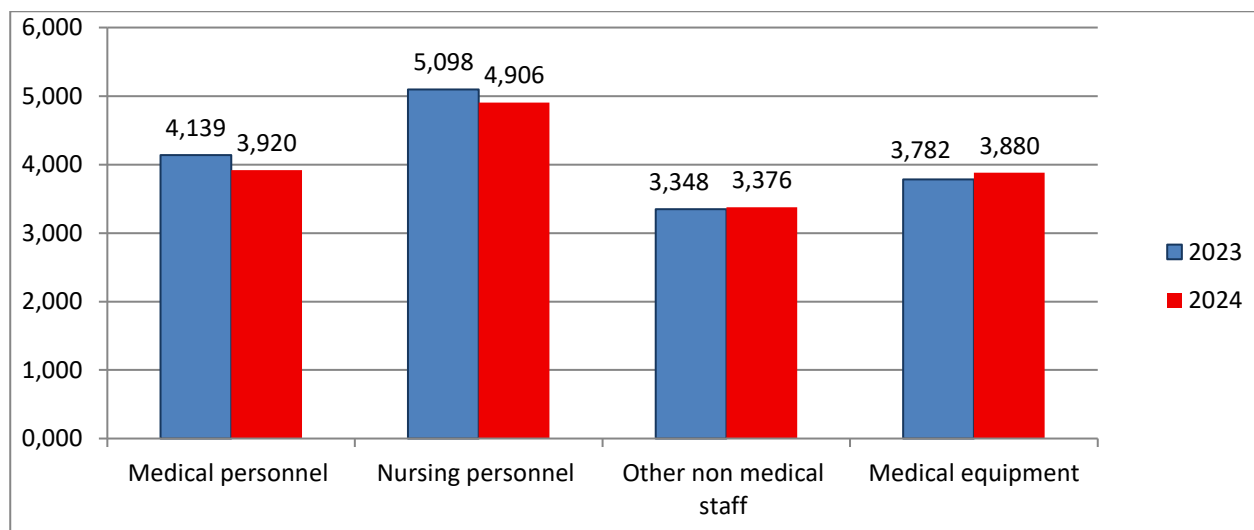
Tables 4 to 7 present data on equipment for the 312 Health Centers (Law 4486/2017) as well as their medical, nursing, and other personnel.

**Table 4: Units, personnel (medical, nursing, other) and equipment of Health Centers, years 2023 and 2024**

	Health Centers	Medical personnel	Nursing personnel	Other non-medical personnel	Equipment
<b>2023</b>	312	4,139*	5,098	3,348	3,782*
<b>2024</b>	312	3,920	4,906	3,376	3,880

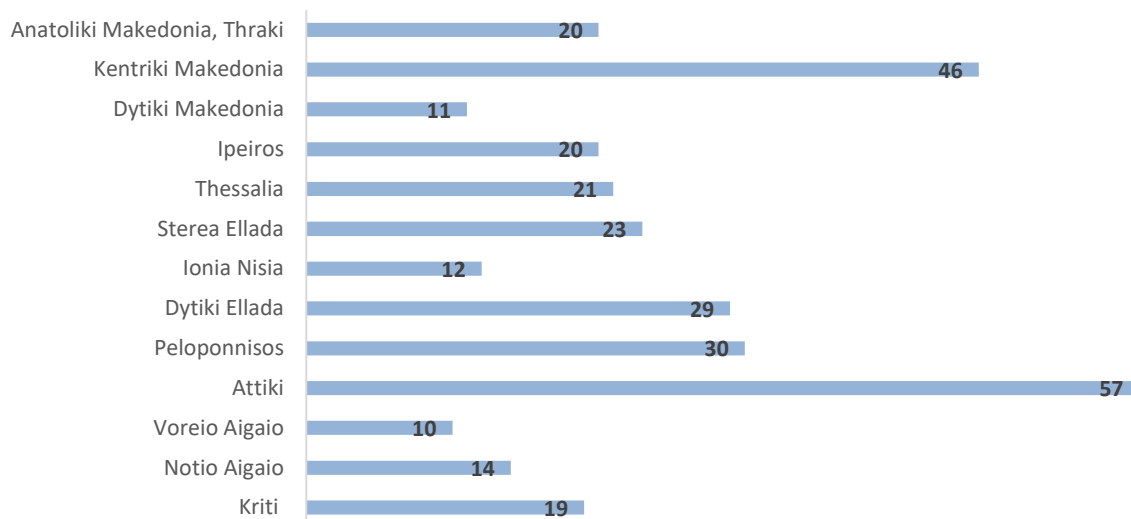
\* Revised data

**Graph 1: Health Centers personnel and equipment, years 2023 and 2024**



In the year 2024, the total number of Health Centers reached 312 units. Based on the available data on the distribution of Health Centers by the 13 NUTS 2 Regions of Greece, the majority of Health Centers are in Attiki (57 Centers), Kentriki Makedonia (46 Centers), Peloponnisos (30 Centers) and Dytiki Ellada (29 Centers), while the lowest number of Health Centers is recorded in Voreio Aigaio (10 Centers) and Dytiki Makedonia (11 Centers) (Graph 2).

**Graph 2: Health Centers by NUTS 2 Region, year 2024**



Comparing the data of the Health Centers for the years 2023 and 2024, the following are observed:

- Medical personnel employed in the Health Centers decreased by 5.3% in 2024 compared with 2023 at the level of Greece total. An increase is observed in 2024 compared to 2023 in the Regions of Voreio Aigaio and Thessalia by 10.0% and 3.4%, respectively. A decrease is observed in most Regions in 2024 compared to 2023, with the largest decrease in the Regions of Dytiki Makedonia and Attiki by 14.2% and 9.3%, respectively. (Table 5).
- Nursing personnel decreased by 3.8% in 2024 compared with 2023 at the level of Greece total. An increase is observed in 2024 compared to 2023 in the Regions of Kriti and Dytiki Ellada by 3.9% and 1.1%, respectively. A decrease is observed in the remaining Regions, with the largest in the Region of Notio Aigaio and Attiki by 9.9% and 7.5% respectively. (Table 6).
- Other non-medical personnel employed in the Health Centers increased by 0.8% in 2024 compared with 2023 at the level of Greece total. The largest increase is observed in 2024 compared with 2023 in the Regions of Sterea Ellada and Thessalia by 30.2% and 5.2%, respectively. A decrease of 13.6% and 7.4% is recorded in the Regions of Kriti and Ionia Nisia, respectively. (Table 6).
- The number of medical equipment of Health Centers recorded an increase of 2.6%, at the level of Greece total, in 2024 compared with 2023 (Table 7).

**Table 5: Medical personnel by NUTS 2 Region, years 2023 and 2024**

	Health Centers	Medical Personnel		
		2023*	2024	24/23 %
<b>Total</b>	<b>312</b>	<b>4,139</b>	<b>3,920</b>	<b>-5.3</b>
<b>Anatoliki Makedonia, Thraki</b>	20	267	258	-3.4
<b>Kentriki Makedonia</b>	46	691	662	-4.2
<b>Dytiki Makedonia</b>	11	120	103	-14.2
<b>Ipeiros</b>	20	181	178	-1.7
<b>Thessalia</b>	21	265	274	3.4
<b>Stereia Ellada</b>	23	199	202	1.5
<b>Ionian Islands</b>	12	81	78	-3.7
<b>Dytiki Ellada</b>	29	285	282	-1.1
<b>Peloponnisos</b>	30	246	226	-8.1
<b>Attiki</b>	57	1,350	1,225	-9.3
<b>Voreio Aigaio</b>	10	80	88	10.0
<b>Notio Aigaio</b>	14	93	88	-5.4
<b>Kriti</b>	19	281	256	-8.9

\* Revised data

**Table 6: Non-medical personnel by NUTS 2 Region, 2023 and 2024**

	Nursing personnel			Other personnel		
	2023	2024	24/23 %	2023	2024	24/23 %
<b>Total</b>	<b>5,098</b>	<b>4,906</b>	<b>-3.8</b>	<b>3,348</b>	<b>3,376</b>	<b>0.8</b>
<b>Anatoliki Makedonia. Thraki</b>	389	371	-4.6	231	221	-4.3
<b>Kentriki Makedonia</b>	927	893	-3.7	550	569	3.5
<b>Dytiki Makedonia</b>	207	205	-1.0	98	98	0.0
<b>Ipeiros</b>	364	362	-0.5	191	201	5.2
<b>Thessalia</b>	485	466	-3.9	161	161	0.0
<b>Stereia Ellada</b>	298	284	-4.7	189	246	30.2
<b>Ionian Islands</b>	82	77	-6.1	54	50	-7.4
<b>Dytiki Ellada</b>	365	369	1.1	230	217	-5.7
<b>Peloponnisos</b>	331	323	-2.4	200	198	-1.0
<b>Attiki</b>	1,167	1,080	-7.5	936	939	0.3
<b>Voreio Aigaio</b>	115	109	-5.2	158	157	-0.6
<b>Notio Aigaio</b>	111	100	-9.9	114	115	0.9
<b>Kriti</b>	257	267	3.9	236	204	-13.6

**Table 7: Medical equipment of Health Centers by NUTS 2 Region, 2023 and 2024**

	<b>2023*</b>	<b>2024</b>	<b>24/23 %</b>
<b>Total</b>	<b>3,782</b>	<b>3,880</b>	<b>2.6</b>
<b>Anatoliki Makedonia. Thraki</b>	336	332	-1.2
<b>Kentriki Makedonia</b>	639	663	3.8
<b>Dytiki Makedonia</b>	158	163	3.2
<b>Ipeiros</b>	183	190	3.8
<b>Thessalia</b>	263	256	-2.7
<b>Stereia Ellada</b>	215	231	7.4
<b>Ionia Nisia</b>	99	91	-8.1
<b>Dytiki Ellada</b>	246	261	6.1
<b>Peloponnisos</b>	286	281	-1.7
<b>Attiki</b>	754	790	4.8
<b>Voreio Aigaio</b>	164	161	-1.8
<b>Notio Aigaio</b>	190	198	4.2
<b>Kriti</b>	249	263	5.6

\* Revised data

---

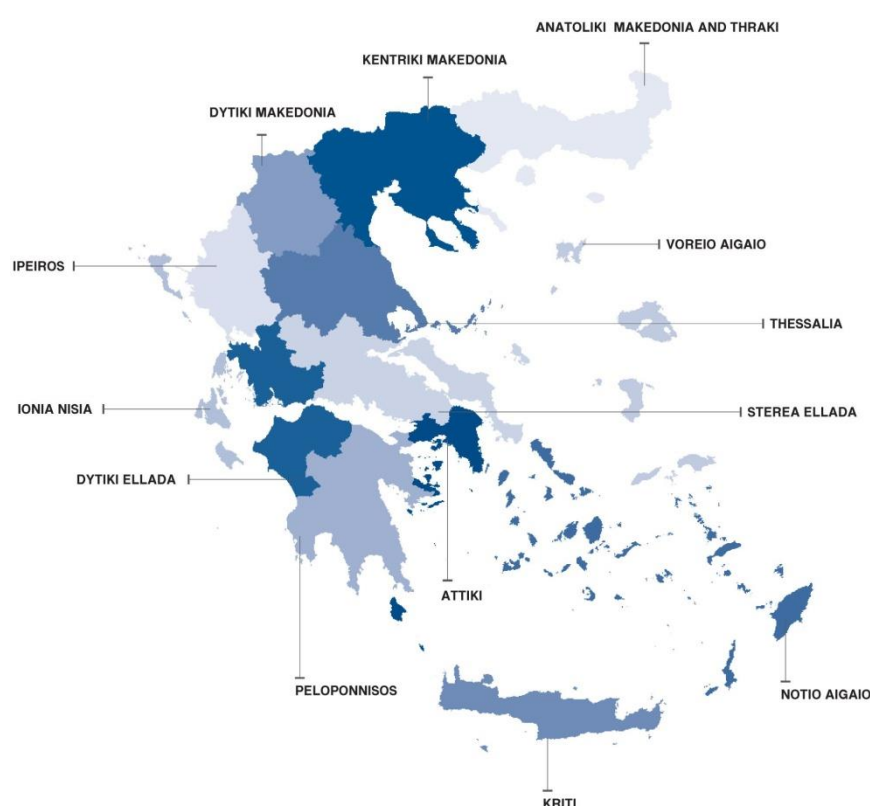
## EXPLANATORY NOTES

---

**Health Centres Census** The survey is a census conducted annually and covers only the Health Centers of the Primary Health Care units of Greece for the year 2024.

**Reference period** Data refer to the total of Health Centre operating on the 31<sup>st</sup> of December of the reference year.

**Coverage** The ELSTAT survey includes the Health Centers of the Country in accordance with Law 4238/2014, as well as the Health Units of the Primary Health Network (PEDY) which, based on Law 4486/2017, are renamed as Health Centers. The survey data is combined with available data from the Ministry of Health, which concern all Primary Health Care units and are presented at the level of the Country and Region, to cover national needs in statistical information.



**Time coverage** The survey has been conducted since 1992 on a yearly basis.

**Statistical concepts and definitions** **Health Centers:** According to the legislation of Law 4238/2014, the Urban Health Centers, as provided for in the provision of article 17 of Law 1397/1983 and the Health Units of the Primary National Health Network (PEDY), as provided for in the provision of paragraph 3 of article 2 of Law 4238/2014 (A' 38), they are renamed Health Centers, while the name Primary National Health Network (PEDY) was abolished.

### Medical personnel by specialty

The specialties of medical staff are Hematologists, Radiologists, Allergists, General Pathologists, Dermatologists - Venereologists, Occupational Health

specialists, Cardiologists, Social Medicine, Obstetricians-Gynecologists, Biopathologists (former Microbiologists), Neurologists, Dentists, Orthopedics,

Urologists, Ophthalmologists, Physicians, Pediatricians, Language Pathologists-Pulmonologists, Surgeons of general surgery, Pediatric surgeons, Psychiatrists, Otolaryngologists, Rural doctors, and doctors under specialisation with no specialty.

#### **Non-medical staff by specialty**

Non-medical staff distinguishes: Administrative staff, Nursing staff, Paramedical staff, Social care staff, IT staff, Technical staff, Nutritional care staff and Administrative care staff.

#### **Medical equipment.**

Medical equipment includes Medical imaging, Automatic analyzers, Dialysis machines, Ultrasounds, Electroencephalographs, Cardiac scanners, Dental equipment, Microscopes, Photometers, Defibrillators and Spectrometers.

**Methodology** From 2019 onwards, the main data source is the information system of the Ministry of Health, as well as the relevant Divisions of the Ministry. Only the data for the medical equipment are collected by ELSTAT directly from the Health Centers using a questionnaire.

**References** Data is disseminated to all interested parties. through the posting of tables on the website of ELSTAT at:

<http://www.statistics.gr/en/statistics/publication/SHE06/->

Equal access of users to data is governed by the European Statistics Code of Practice, fully respecting professional independence and in an objective, professional and transparent manner, in which all users are treated equally. Additional data that are not available through the above link may be provided by the Division of Statistical Information and Publications of ELSTAT after the submission of a relevant request at:

<http://www.statistics.gr/el/statistical-data-request>.