



PRESS RELEASE

ISSUING OF MOTOR VEHICLE LICENSES: DECEMBER 2021

The Hellenic Statistical Authority announces that in December 2021, 12,007 road motor cars (both new and used from abroad) were put into circulation for the first time, recording a 26.9% increase compared with the corresponding month of 2020 when the number of road motor cars was 9,465. In December 2020, a 15.0% decrease had been observed in comparison with the corresponding month of 2019 (Table 1, Graphs 1,2,3,5). A total number of 6,257 new cars were put into circulation in December 2021 compared with 6,440 in December 2020, recording a 2.8% decrease.

The new motorcycles over 50cc (both new and used from abroad) that were put into circulation for the first time in December 2021 amounted to 2,323, against 2,335 in 2020, thus recording a 0.5% decrease. In December 2020, a 64.1% increase had been observed in comparison with the corresponding month of 2019 (Table 1, Graph 4). Out of the above motorcycles 2,154 were new, while the corresponding figure in December 2020 was 2,237, recording a 3.7% decrease.

During the period January - December 2021, 198,552 road motor cars (both new and used from abroad) were put into circulation for the first time, representing an increase of 22.1% compared to the corresponding period of 2020 when the number of road motor cars was 162,575. During the period January - December 2020 a decrease of 24.4% had been observed in comparison with the corresponding period of 2019 (Table 3, Graphs 6,7). Out of the above number of road motor cars that were put into circulation, from January to December 2021, 111,356 were new, while the corresponding number during the respective period of 2020 was 87,194, recording an increase of 27.7%.

During the period January - December 2021 the circulation of new motorcycles over 50cc (both new and used from abroad) amounted to 48,812 against 38,568 in 2020, thus representing a 26.6% increase. A decrease of 7.6% had been observed during the period January - December 2020 in comparison with the corresponding period of 2019 (Table 3, Graphs 6,7). A total number of 44,437 new motorcycles were put into circulation, from January to December 2021, compared with 35,464 during the corresponding period of 2020, recording a 25.3% increase.

Information on methodological issues:

Sectoral Statistics Division

Transport Statistics Section

Pota Tzortzi, Konstantinos Menexes

Tel: +30 213 135 2187, +30 213 135 3055

e-mail: p.tzortzi@statistics.gr, k.menexes@statistics.gr

Information for data provision:

Tel: +30 213 135 2022

e-mail: data.dissem@statistics.gr

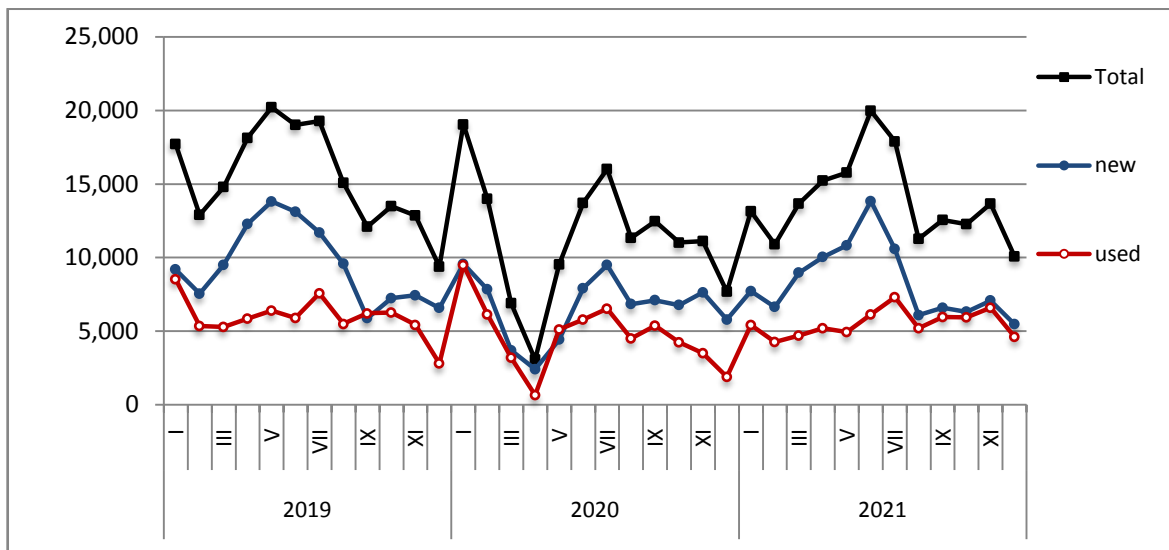
Table 1. Road motor vehicles, both new and used, put into circulation for the first time in Greece: December 2019 - 2021

Category of Road Motor Vehicles	December									Change (%)					
	2019			2020			2021			2020/2019			2021/2020		
	Total	New	Used	Total	New	Used	Total	New	Used	Total	New	Used	Total	New	Used
Greece, total															
Road Motor Vehicles,total	12,552	8,558	3,994	11,800	8,677	3,123	14,330	8,411	5,919	-6.0%	1.4%	-21.8%	21.4%	-3.1%	89.5%
1. Road motor cars	11,129	7,246	3,883	9,465	6,440	3,025	12,007	6,257	5,750	-15.0%	-11.1%	-22.1%	26.9%	-2.8%	90.1%
Passenger Cars	9,395	6,587	2,808	7,690	5,791	1,899	10,087	5,481	4,606	-18.1%	-12.1%	-32.4%	31.2%	-5.4%	142.5%
Buses	93	18	75	169	26	143	184	69	115	81.7%	44.4%	90.7%	8.9%	165.4%	-19.6%
Lorries	1,641	641	1,000	1,606	623	983	1,736	707	1,029	-2.1%	-2.8%	-1.7%	8.1%	13.5%	4.7%
2. Motorcycles > 50 cc	1,423	1,312	111	2,335	2,237	98	2,323	2,154	169	64.1%	70.5%	-11.7%	-0.5%	-3.7%	72.4%
Prefecture of Attica															
Road Motor Vehicles,total	7,449	5,900	1,549	7,310	5,963	1,347	8,087	5,434	2,653	-1.9%	1.1%	-13.0%	10.6%	-8.9%	97.0%
1. Road motor cars	6,651	5,140	1,511	6,038	4,730	1,308	6,706	4,122	2,584	-9.2%	-8.0%	-13.4%	11.1%	-12.9%	97.6%
Passenger Cars	6,014	4,813	1,201	5,265	4,338	927	5,914	3,702	2,212	-12.5%	-9.9%	-22.8%	12.3%	-14.7%	138.6%
Buses	29	7	22	60	4	56	58	11	47	106.9%	-42.9%	154.5%	-3.3%	175.0%	-16.1%
Lorries	608	320	288	713	388	325	734	409	325	17.3%	21.3%	12.8%	2.9%	5.4%	0.0%
2. Motorcycles > 50 cc	798	760	38	1,272	1,233	39	1,381	1,312	69	59.4%	62.2%	2.6%	8.6%	6.4%	76.9%

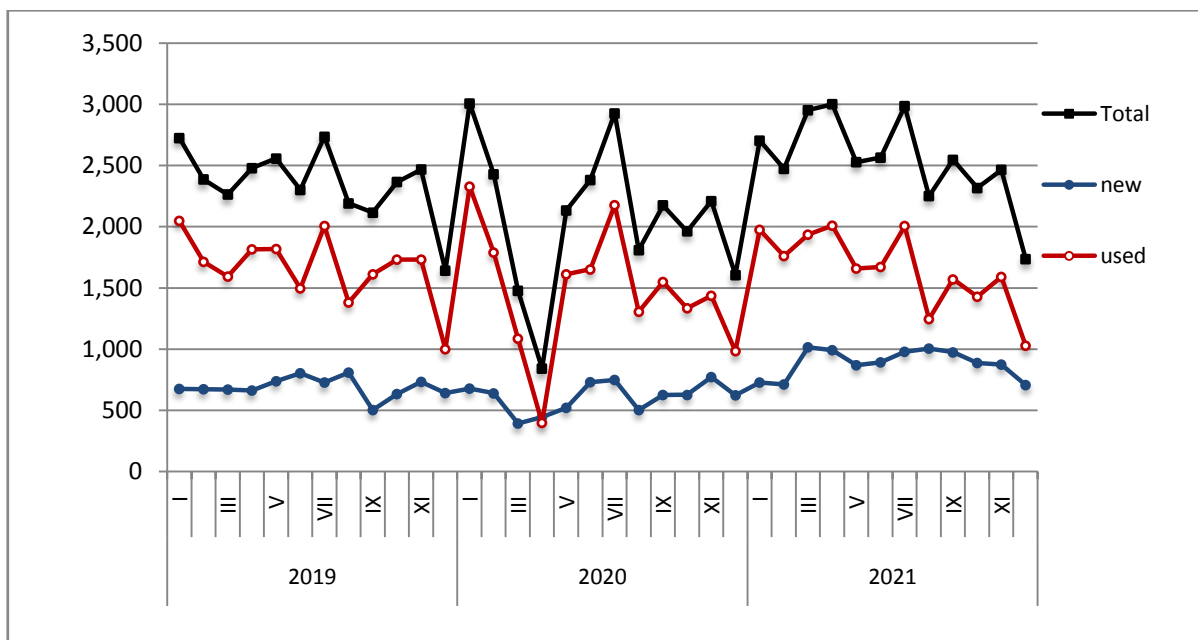
Table 2. Road motor vehicles, both new and used, put into circulation for the first time in Greece: January 2020 - December 2021

Category of Road Motor Vehicles	Average Jan. 2020 - Dec. 2020			Average Jan. 2021 - Dec. 2021			Change (%)		
							Average Jan. 2021 - Dec. 2021 / Average Jan. 2020 - Dec. 2020		
	Total	New	Used	Total	New	Used	Total	New	Used
Greece, total									
Road Motor Vehicles,total	16,763	10,221	6,542	20,614	12,982	7,632	23.0%	27.0%	16.7%
1. Road motor cars	13,549	7,266	6,283	16,546	9,279	7,267	22.1%	27.7%	15.7%
Passenger Cars	11,335	6,633	4,702	13,881	8,356	5,525	22.5%	26.0%	17.5%
Buses	134	24	110	122	37	85	-9.0%	54.2%	-22.7%
Lorries	2,080	609	1,471	2,543	886	1,657	22.3%	45.5%	12.6%
2. Motorcycles > 50 cc	3,214	2,955	259	4,068	3,703	365	26.6%	25.3%	40.9%

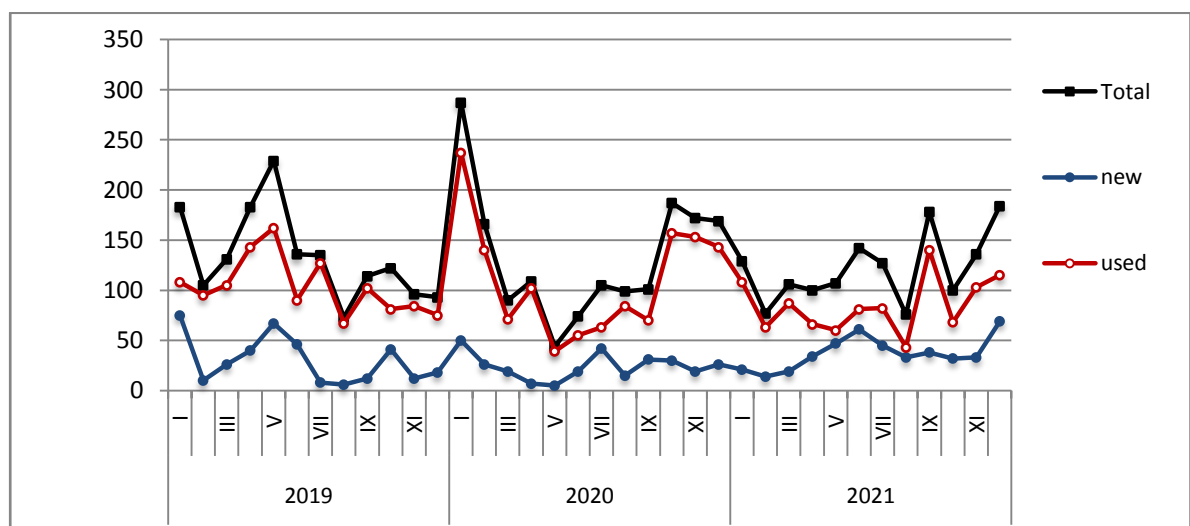
Graph 1: Passenger Cars (January 2019 – December 2021)



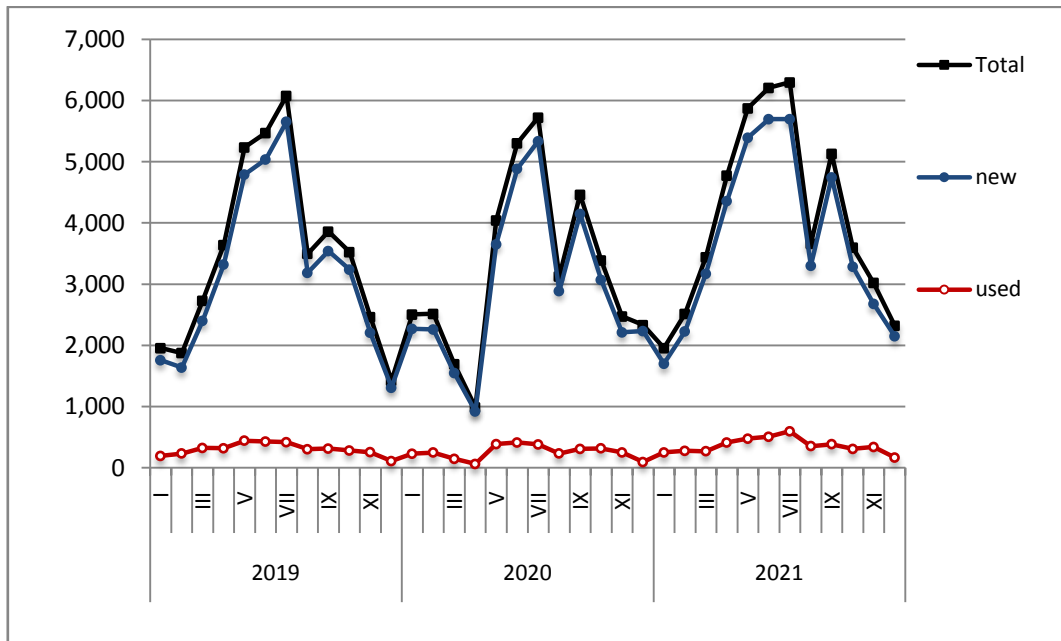
Graph 2: Lorries (January 2019 – December 2021)



Graph 3: Buses (January 2019 – December 2021)



Graph 4: Motorcycles (January 2019 – December 2021)



Graph 5: New Registrations of Motor Vehicles (December 2021)

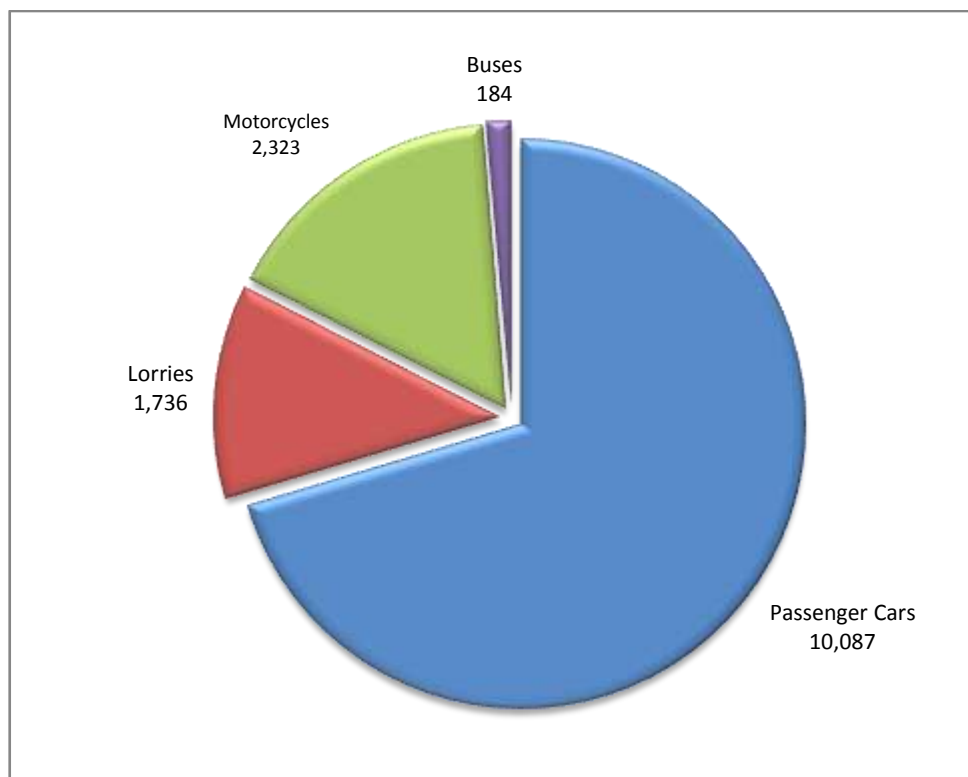
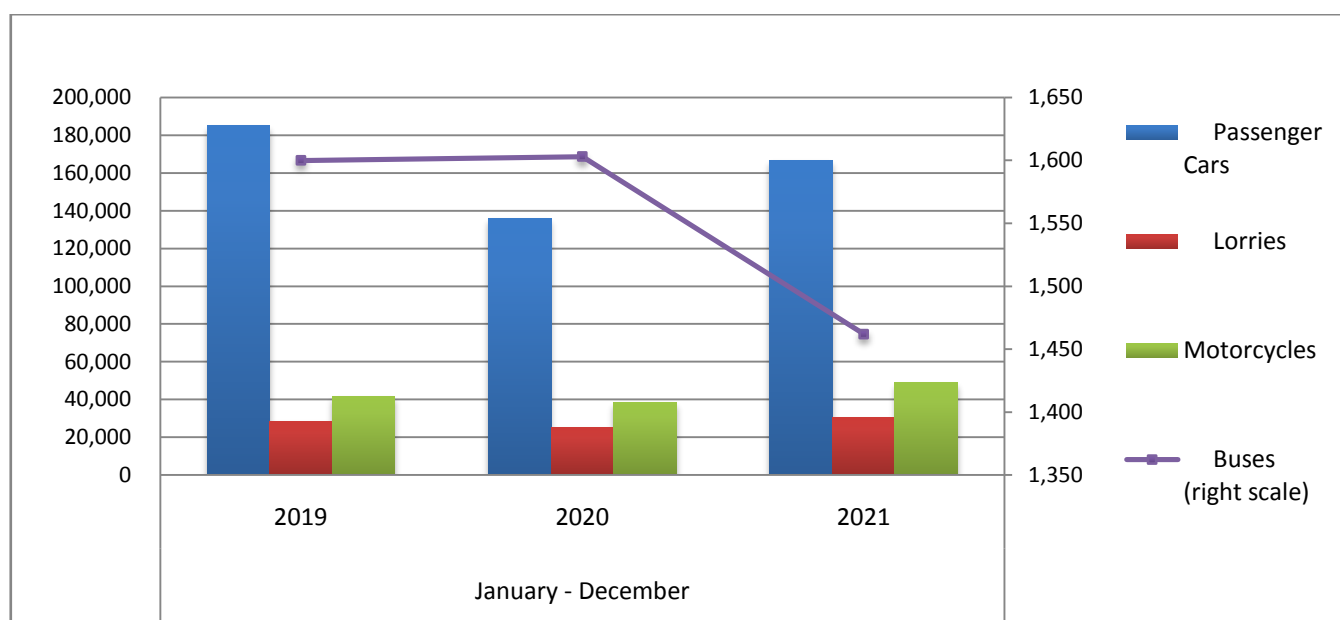


Table 3. Road motor vehicles, both new and used, put into circulation for the first time in Greece: January - December, years 2019 till 2021

Category of Road Motor Vehicles	January - December									Change (%)					
	2019			2020			2021			2020/2019			2021/2020		
	Total	New	Used	Total	New	Used	Total	New	Used	Total	New	Used	Total	New	Used
Greece, total															
Road Motor Vehicles,total	256,698	160,747	95,951	201,143	122,658	78,485	247,364	155,793	91,571	-21.6%	-23.7%	-18.2%	23.0%	27.0%	16.7%
1. Road motor cars	214,940	122,638	92,302	162,575	87,194	75,381	198,552	111,356	87,196	-24.4%	-28.9%	-18.3%	22.1%	27.7%	15.7%
Passenger Cars	185,120	114,007	71,113	136,015	79,597	56,418	166,574	100,274	66,300	-26.5%	-30.2%	-20.7%	22.5%	26.0%	17.5%
Buses	1,600	361	1,239	1,603	289	1,314	1,462	446	1,016	0.2%	-19.9%	6.1%	-8.8%	54.3%	-22.7%
Lorries	28,220	8,270	19,950	24,957	7,308	17,649	30,516	10,636	19,880	-11.6%	-11.6%	-11.5%	22.3%	45.5%	12.6%
2. Motorcycles > 50 cc	41,758	38,109	3,649	38,568	35,464	3,104	48,812	44,437	4,375	-7.6%	-6.9%	-14.9%	26.6%	25.3%	40.9%
Prefecture of Attica															
Road Motor Vehicles,total	129,917	98,662	31,255	101,897	75,247	26,650	130,534	95,632	34,902	-21.6%	-23.7%	-14.7%	28.1%	27.1%	31.0%
1. Road motor cars	111,120	80,642	30,478	83,040	57,262	25,778	107,431	73,658	33,773	-25.3%	-29.0%	-15.4%	29.4%	28.6%	31.0%
Passenger Cars	101,734	76,205	25,529	73,867	52,896	20,971	95,119	67,289	27,830	-27.4%	-30.6%	-17.9%	28.8%	27.2%	32.7%
Buses	575	171	404	605	109	496	391	116	275	5.2%	-36.3%	22.8%	-35.4%	6.4%	-44.6%
Lorries	8,811	4,266	4,545	8,568	4,257	4,311	11,921	6,253	5,668	-2.8%	-0.2%	-5.1%	39.1%	46.9%	31.5%
2. Motorcycles > 50 cc	18,797	18,020	777	18,857	17,985	872	23,103	21,974	1,129	0.3%	-0.2%	12.2%	22.5%	22.2%	29.5%

Graph 6. New Motor Vehicles Circulation Licenses: January–December, years 2019 till 2021



Graph 7. New Registrations of Motor Vehicles: January –December 2021

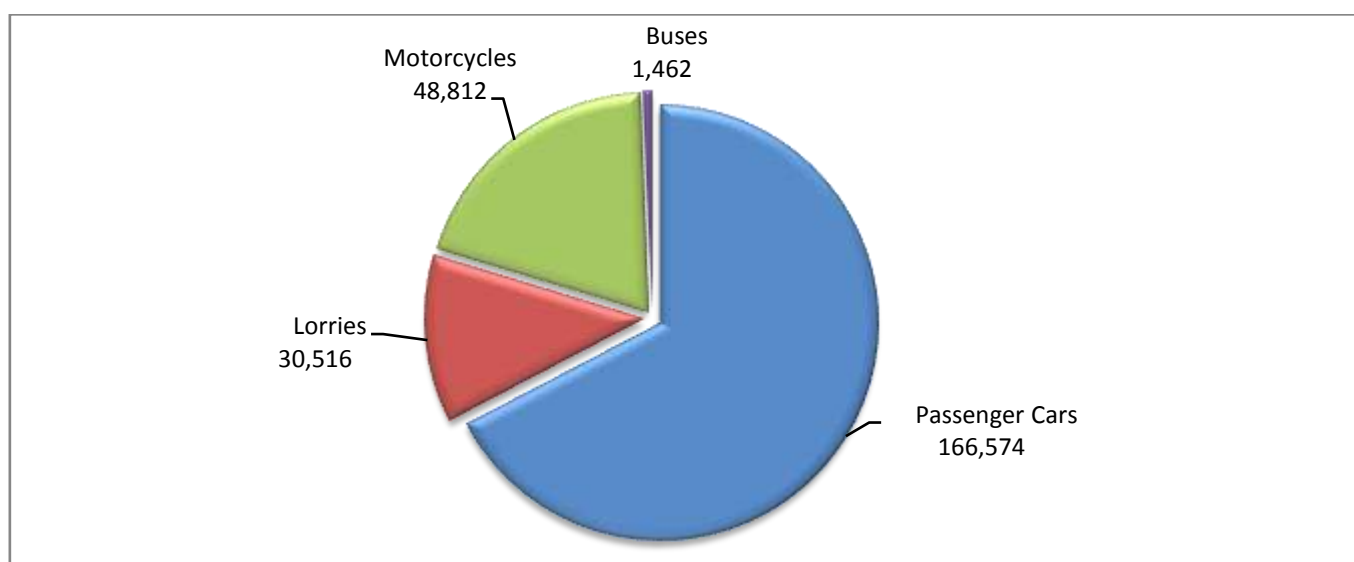


Table 4
Sales of new and used passenger cars by make: December 2021 and January - December 2021

Make	Passenger cars			
	December		January - December	
	new	used	new	used
ADRIA	-	-	-	1
ADRIA, Sun LIVING, ELIOS	-	-	1	-
ALFA LANCIA	-	-	-	1
ALFA ROMEO	12	65	113	761
ALPINA	1	-	4	1
ALPINE	-	-	-	1
ASTON MARTIN	-	-	-	3
AUDI	243	75	3,545	987
BEACH-BAGGY	-	-	-	1
BENTLEY	-	1	1	7
BMW	180	122	4,174	1,577
BMW,MINI	-	-	-	4
BURSTNE	-	-	-	1
BURSTNERS	-	-	-	1
C.I./ROLLERTEAM	-	-	-	1
CADILLAC	-	-	-	1
CAPRON	-	-	2	5
CHEVROLET	-	18	-	500
CHEVROLET, GMC, HOLDEN, DAEWOO	-	-	-	1
CHRYSLER	-	2	-	12
CITROEN	107	162	1,605	2,118
CITROEN / DS	134	3	3,279	50
CORVETTE	-	-	-	1
CUPRA	20	-	116	1
DACIA	310	71	2,262	1,189
DACIA, RENAULT	-	-	-	1
DAIHATSU	-	3	1	81
DETHLEFFS	-	-	-	12
DODGE	-	-	-	2
DS	22	1	291	6
ENFIELD	-	-	-	1
FERRARI	-	1	-	23
FIAT	133	220	3,485	3,716
FIAT/CHALLENGER	-	-	-	1
FORD	191	326	3,060	5,109
HOBBY	-	-	2	3
HONDA	13	29	332	714
HUMER	-	-	-	1
HYMER	-	-	1	3
HYUNDAI	398	379	8,776	6,006
INFINITI	-	-	-	1
IVECO	-	-	-	1
JAGUAR	8	4	94	72
JEEP	113	6	1,447	186
KIA	71	75	4,564	1,209
KNAUS	-	-	-	1
LADA	-	1	-	8

Table 4 (cont)
Sales of new and used passenger cars by make: December 2021 and January - December 2021

Make	Passenger cars			
	December		January - December	
	new	used	new	used
LAMBORGHINI	-	2	5	17
LANCIA	-	1	-	110
LAND ROVER	60	34	563	464
LEGACY	-	-	-	1
LEXUS	12	2	138	63
LMC	-	-	-	1
LOTUS	-	-	-	1
MASERATI	-	-	6	9
MAZDA	21	17	398	231
MC LOUIS S.P.A	-	-	-	1
MCLAREN	-	-	-	3
MERCEDES	317	212	4,255	2,538
MERCEDES ¹	3	-	6	-
MG	-	-	-	1
MG ROVER	-	1	-	1
MIA ELECTRIC	-	-	-	1
MINI	247	25	1,909	355
MINI MAFER	-	-	-	1
MITSUBISHI	46	24	227	684
MOBILVETTA	-	-	-	2
MORGAN	-	-	2	-
MPM MOTORS	-	-	-	1
NISSAN	352	381	3,933	5,079
NISSAN ¹	4	-	13	-
OPEL	167	298	5,816	5,014
PEUGEOT	219	244	10,135	3,055
PEUGEOT AUTO RIBEIRO	-	-	43	-
PORSCHE	13	28	107	380
PSA AUTOMOBILES	-	-	2	-
QUATTRO	-	-	-	1
RANGE ROVER	-	1	3	16
RC FISHER A/S	-	-	-	1
RENAULT	120	475	2,784	6,181
RIMOR	-	-	-	2
RIMOR, XGO, BLUCAMP, KENTUCKY CAMP, AHORN	-	-	-	1
ROLLER TEAM	1	-	5	2
ROLLS ROYCE	-	-	-	5
SAAB	-	-	-	8
SEA / MOBILVETT	-	-	-	4
SEAT	78	51	1,854	652
SKODA	175	235	2,996	1,650
SMART	13	157	80	2,289
SSANGYONG	-	1	-	9
SUBARU	4	3	35	66
SUZUKI	204	127	4,850	1,758
TESLA	85	4	598	32

Table 4 (cont)

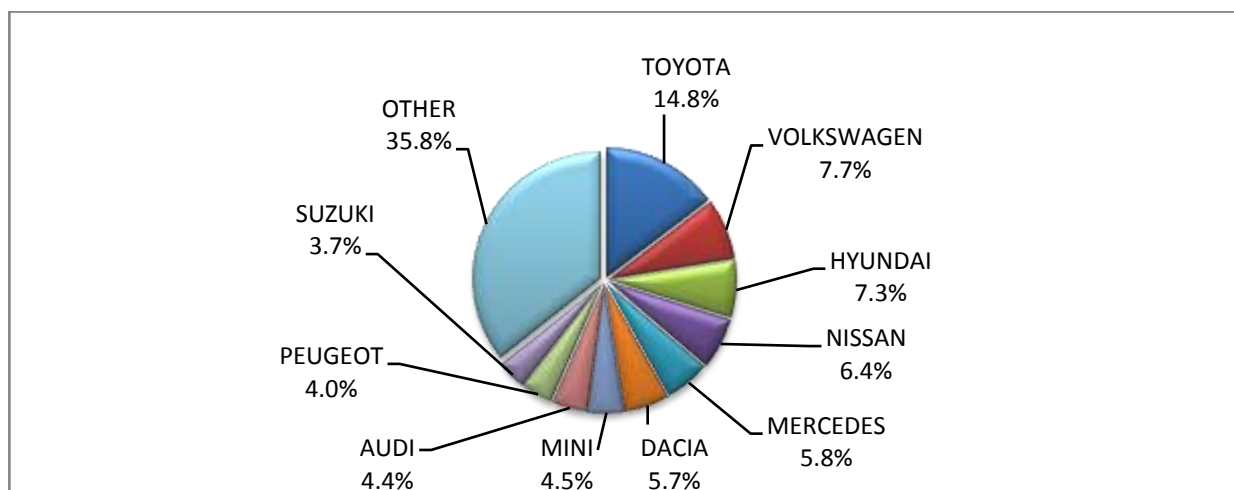
Sales of new and used passenger cars by make: December 2021 and January - December 2021

Make	Passenger cars			
	December		January - December	
	new	used	new	used
TOYOTA	811	451	13,175	7,752
TRIGANO	-	-	1	6
TRIUMPH	-	-	-	1
VOLKSWAGEN	420	251	7,462	3,257
VOLKSWAGEN ¹	1	-	2	-
VOLVO	152	17	1,715	210
WARTBURG	-	-	-	2
ZHIDOU, ZD	-	-	1	-
TOTAL	5,481	4,606	100,274	66,300

1 : With 2nd/3rd stage manufacturer in Greece.

2 : With 2nd/3rd stage manufacturer abroad.

Graph 8. Sales of new passenger cars by make (December 2021)



Graph 9. Sales of new passenger cars by make (January - December 2021)

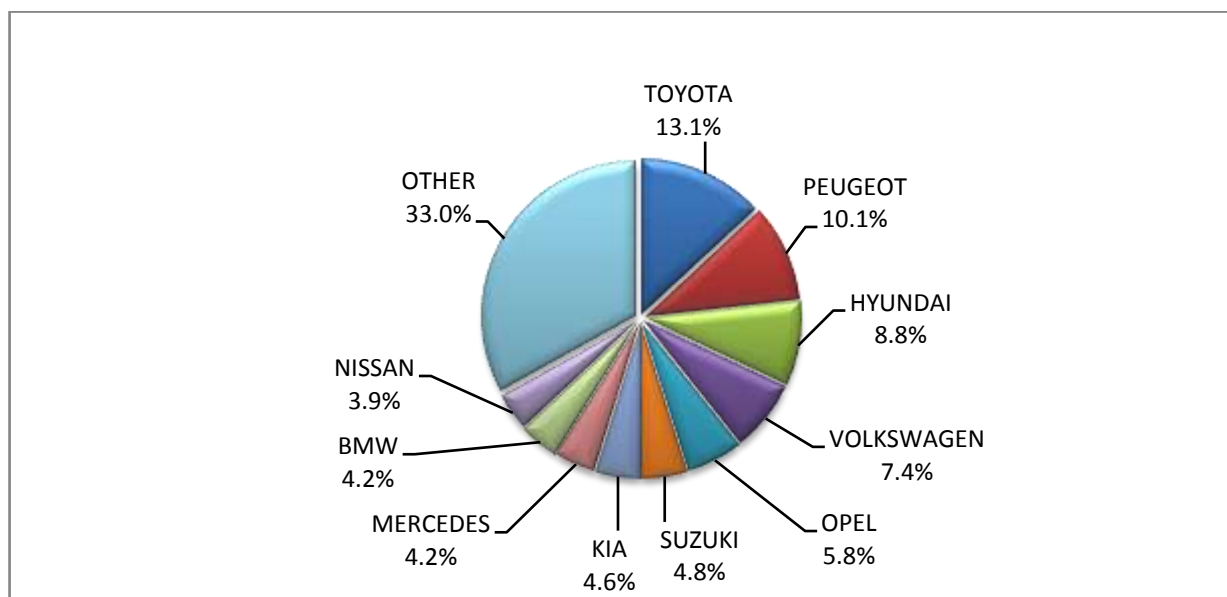


Table 5
Sales of new and used lorries by make: December 2021 and January - December 2021

Make	Lorries			
	December		January - December	
	new	used	new	used
A.L. CRYO S.R.L	-	-	1	-
ALFA ROMEO	-	-	-	1
AUDI	-	-	-	1
BMW	-	-	-	1
CADILLAC	-	-	-	1
CHEVROLET	-	-	-	2
CHRYSLER	-	-	-	4
CIFA	-	-	2	-
CITROEN	18	44	921	668
CITROEN A. & I. ΔΕΡΒΙΣΗ O.E	-	-	1	-
DACIA	3	4	251	88
DAF	-	18	4	507
DAF ¹	3	-	48	2
DAIHATSU	-	-	-	1
DODGE	-	1	-	15
ESAGONO ENERGIA	1	-	1	-
FCA US LLC	-	1	1	6
FIAT	41	109	1,316	2,027
FIAT DUCATO ¹	3	-	11	-
FIAT-IVECO	-	1	-	40
FLUER DE LYS	-	-	-	1
FORD	93	167	1,624	2,576
FORD ¹	4	-	58	2
GINAF	-	-	-	1
GMS	-	-	-	1
GOUPIL, MEGA, POLARIS, GEM	-	-	1	-
GREAT WALL MOTOR	-	-	-	1
HYUNDAI	-	4	-	36
ISUZU	16	13	200	192
IVECO	3	11	28	338
IVECO ¹	5	-	90	23
IVECO ²	-	-	2	1
JEEP	1	-	40	6
KASSBOHRER	-	-	-	1
KIA	-	1	-	6
LAND ROVER	-	2	-	14
LEVC	2	-	2	-
LEYLAND	-	-	-	1
MAGIRUS	-	-	-	2
MAHINDRA	-	-	-	1
MAN	-	30	4	917
MAN ¹	2	-	42	1
MAXUS , LDV	6	1	10	7
MAZDA	-	1	-	67

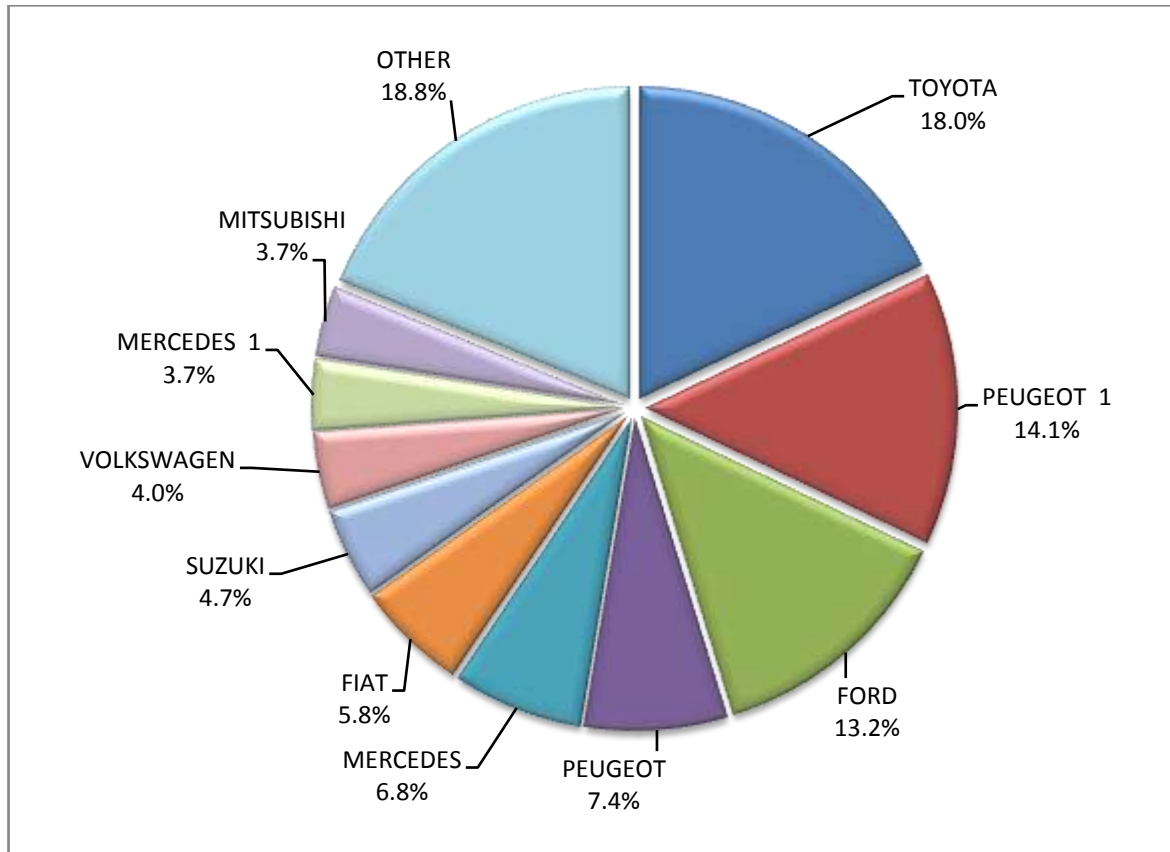
Table 5 (cont)
Sales of new and used lorries by make: December 2021 and January - December 2021

Make	Lorries			
	December		January - December	
	new	used	new	used
MERCEDES	48	232	532	4,824
MERCEDES ¹	26	-	130	9
MERCEDES ²	-	-	1	3
mitsubishi	26	24	365	438
MITSUBISHI ¹	2	-	46	2
MOSCHOU CRANE	-	-	-	1
NISSAN	14	35	976	736
NISSAN ¹	2	-	2	-
OAF	-	-	-	2
OPEL	10	57	438	798
PEUGEOT	52	41	1,131	657
PEUGEOT ¹	100	-	101	-
PFAU	-	-	-	6
PIAGGIO	-	3	24	28
PIAGGIO ¹	1	-	9	-
PIAGGIO ²	-	-	1	-
RELIANT	-	-	-	1
RENAULT	23	86	99	1,379
ROSSI OLEODINAMICA S.R.L.	1	-	1	-
SAXAS	-	-	-	1
SCANIA	1	25	13	755
SCANIA ¹	-	-	4	-
SEAT	-	-	-	5
SKODA	-	-	-	28
SSANGYONG	-	-	-	4
STEVENS	-	-	-	1
STEYER	-	-	-	2
SUZUKI	33	-	308	4
TOYOTA	127	27	1,383	495
VOLKSWAGEN	28	54	331	881
VOLKSWAGEN ¹	-	-	2	-
VOLVO	2	37	40	1,261
VOLVO ¹	10	-	41	-
TOTAL	707	1,029	10,636	19,880

1 : With 2nd/3rd stage manufacturer in Greece.

2 : With 2nd/3rd stage manufacturer abroad.

Graph 10. Sales of new lorries by make (December2021)



Graph 11. Sales of new lorries by make (January –December2021)

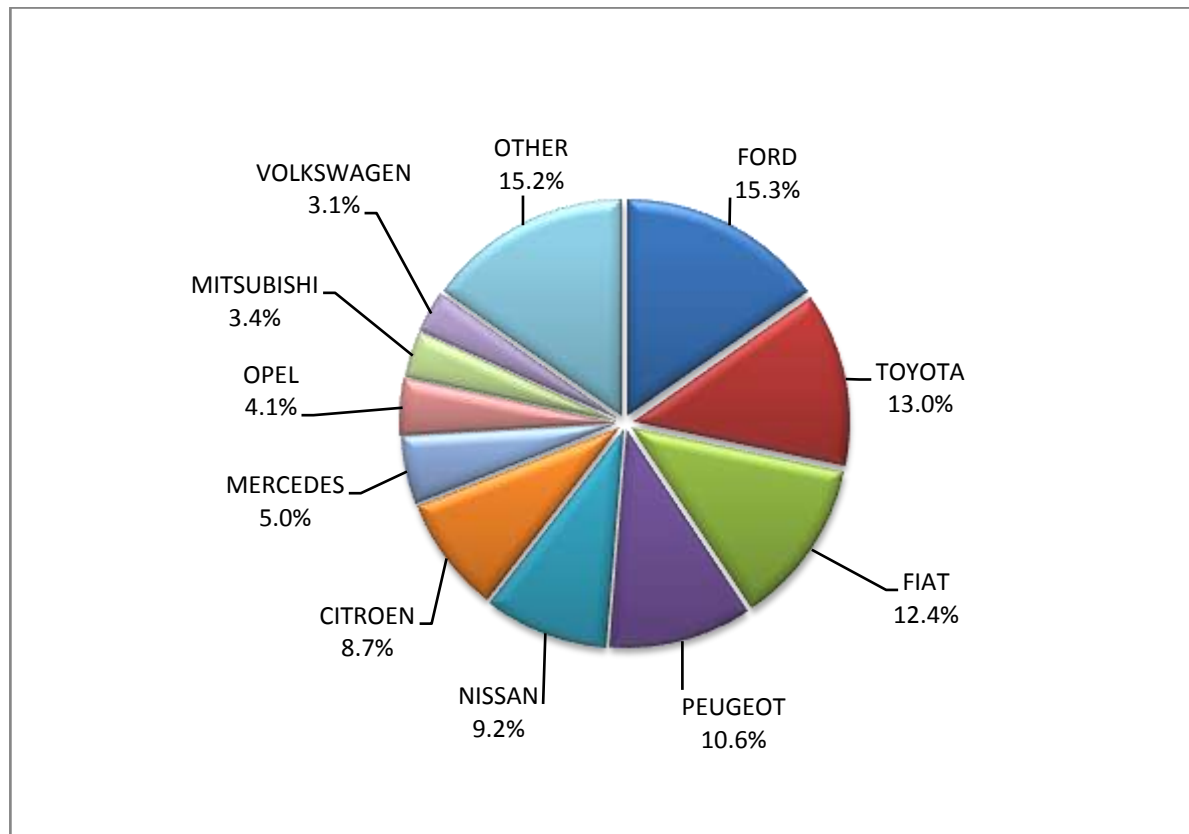


Table 6
Sales of new and used buses by make: December 2021 and January - December 2021

Make	Buses			
	December		January - December	
	new	used	new	used
BOVA	-	5	-	46
BUSINVEST	-	-	5	-
BYD	-	1	-	1
EVOBUS	-	4	-	11
FIAT 2	-	-	12	-
FIAT-IVECO	-	-	-	1
FORD	1	3	7	38
GRANTON	-	2	-	2
HEULIEZ BUS	-	-	-	1
IRISBUS	-	-	-	5
IRIZAR	9	-	22	1
ISUZU	-	-	1	-
ISUZU, AOS, GLOBUS	-	-	3	-
IVECO	-	-	3	7
IVECOBUS, KAROSA, IRISBUS, IVECO, HEULIEZ BUS, IKARUS	-	-	1	-
JONCKHEERE	-	-	-	1
MAN	11	10	79	72
MAN ²	-	-	-	1
MAN/NEOPLAN	1	2	2	3
MERCEDES	17	58	82	582
MERCEDES ¹	11	2	121	5
MERCEDES ²	2	-	34	12
MERCUS	-	1	-	4
NEOPLAN	2	2	27	16
OPEL	-	-	-	1
OTOKAR	-	3	1	5
RENAULT	-	1	-	3
SCANIA	-	2	-	9
SCANIA ²	5	-	19	-
SETRA	6	15	15	77
SOLARIS	-	-	-	50
TEMSA	-	1	3	21
TEMSA SKODA SABANCI	3	-	3	-
TURKKAR	-	-	-	2
VAN HOOL	-	1	-	7
VDL	-	-	1	1
VOLKSWAGEN	-	-	-	3
VOLKSWAGEN ²	-	-	2	-
VOLVO	-	1	-	24
VOLVO IRIZAR	1	-	3	-

Table 6 (cont)
Sales of new and used buses by make: December 2021 and January - December 2021

Make	Buses			
	December		January - December	
	new	used	new	used
XIAMEN KING LONG	-	1	-	4
TOTAL	69	115	446	1,016

1 : With 2nd/3rd stage manufacturer in Greece.

2 : With 2nd/3rd stage manufacturer abroad.

Graph 12. Sales of new buses by make (January –December2021)

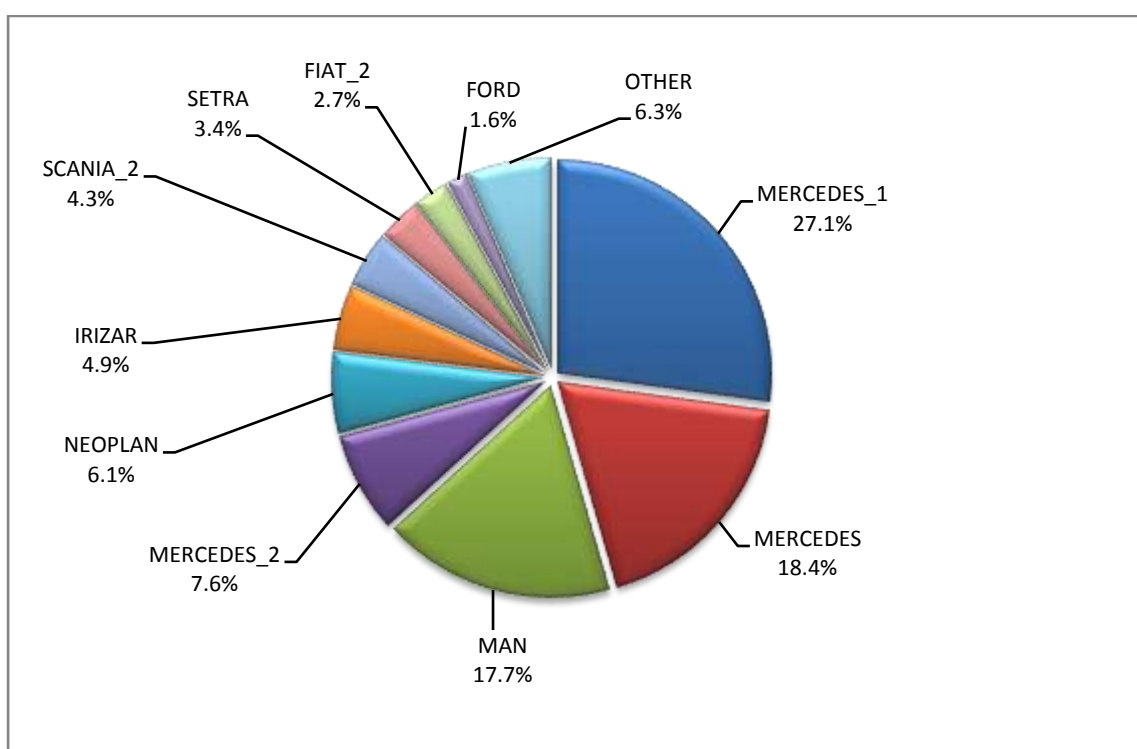


Table 7
Sales of new and used motorcycles by make or manufacturer: December 2021 and January - December 2021

Make	Motorcycles			
	December		January - December	
	new	used	new	used
ADIVA	-	-	-	1
AEON MOTOR	-	-	1	-
AGRATI GARELLI	-	-	-	1
AGUSTA MV	-	-	-	1
APRILIA	2	-	41	83
APRILIA, DERBI, GILERA di Piaggio & C. S.p.A.	-	-	2	-
ARCTIC CAT ή MASSEY FERGUSON	-	-	-	3
ARENA, ELYX, MIFUN, VMOTO	1	-	1	-

Table 7 (cont)

Sales of new and used motorcycles by make or manufacturer: December 2021 and January - December 2021

Make	Motorcycles			
	December		January - December	
	new	used	new	used
ARIIC, JINLANG	-	-	1	-
ASKOLL	-	-	-	1
BAJAJ	6	-	42	1
BASHAN	-	-	2	1
BASHAN, AMGroup, AMGroup Bike, DON, RBIS, WORKER BEAR, Nomik ATV 2, APACHI, ISILDAR	-	-	10	-
BENELLI	19	-	340	12
BENZHOUE	-	-	-	2
BETA	2	1	85	14
BMW	22	14	783	224
BODO, BAODAO, XINLEI	-	-	1	-
BOMBARDIER RECREATIONAL PRODUCTS INC (BRP)	1	1	7	8
BOOM	-	-	-	1
BRIXTON	10	-	126	-
BUELL	-	-	-	1
CACE	-	-	1	-
CENNTRO, PLANTE, Magnum-courb, GAT, GFI, TREELETRIK, Ismart, Tropos motors	-	-	1	-
CFMOTO	16	-	715	9
CFMOTO, GOES	2	-	153	-
CHANGZHOU KWANG	-	-	-	2
CHONGQING	-	-	-	1
CITROEN	-	-	-	1
DAELIM	1	-	9	3
DAYANG, DAYTONA MOTORS, NIPPONIA, DOCKER, WAYEL, SUMCO, VEEROAD, CETUR, RUTEC	6	-	77	2
DAYANG, DAYTONA MOTORS, NIPPONIA, KUBA	3	-	116	1
DAYANG, DAYTONA MOTORS, NIPPONIA, KUBA, VEEROAD, SUMCO, CETUR, RUTEC	39	-	852	-
DAYANG, DAYTONA MOTORS, NIPPONIA, SALCANO	8	1	558	4
DAYANG, DAYTONA MOTORS, NIPPONIA, VEEROAD	183	-	2,516	11
DAYANG, DAYTONA MOTORS, NIPPONIA, VEEROAD, DOCKER	80	-	389	1
DAYANG, ECOCREMO, ECOOTER, ECOOTOR, AGM, ORCAL, SUMCO	2	-	30	-
DAYANG, NIPPONIA, DAYTONA MOTORS, VEEROAD, SUMCO, DOCKER, MH MOTORCYCLES	-	-	19	1
DAYTONA	2	-	16	-
DERBI	-	-	-	2
DUCATI	8	2	185	68
EAGLE	-	-	1	-
ECCITY MOTOCYCLES	-	-	1	-
EFUN, ZAP	1	-	38	-
EMBUGGY, VINTAGE, EVANGEL	1	-	20	-
E-MOKE	-	-	1	-
E-TON	-	-	-	1
EUROMOTORS	-	-	1	-
EVA, EMBUGGY, VINTAGE, EVANGEL	-	-	4	3
FANTIC MOTOR	1	-	7	-
FD MOTORS, FASPIDER	1	-	18	-
FD MOTORS, FASPIDER, Daytona Motors, EVO Motors, Veerroad	3	-	54	-
FD MOTORS, FASPIDER, DAYTONA MOTORS, NIPPONIA, QUANTYA	-	-	25	-
FULU, LICI, DEKONG	1	1	2	1
G.B.M. SPA	-	-	-	1

Table 7 (cont)

Sales of new and used motorcycles by make or manufacturer: December 2021 and January - December 2021

Make	Motorcycles			
	December		January - December	
	new	used	new	used
GAIA, SATURN, LTO ORION	-	-	2	-
GASGAS	-	1	10	3
GENERIC, QJIANG	-	-	-	1
GENERIC,EXPLORER,MALANCA,KSR Moto Austria, Motron Motorrad	2	1	10	1
GILERA, PIAGGIO	-	-	-	9
GOLDEN LION, SAKURA, ARTISAN, ETALIAN, E-mio, Fauro, Kito, Varaneo, Viverra	-	-	5	-
GOVECS	-	-	-	1
HAN, SKZ,XINRI,GBF,SYMEX,TAKADO,ENEWAY	-	-	1	-
HANWAY, MASAI, JUNAK, Motorini, STMAX, ROMET, CLS, ROMET MOTORS, GEMINI, RIVERO	-	-	27	-
HAOJIAN, ZONTES, TAYO, Sharpon, IFINO, KIDEN, ZHONGYU, CUBTOM, DIYUN, NAMIN,TIM DERVI, VUKA, THUMP, RIPPER	-	-	1	-
HARLEY DAVIDSON	3	1	18	89
HESHAN GOUJI NANLIAN MOTORCYCLE INDUSTRY, ORCAL, AJS, HERALD MOTOR COMPANY, MACBOR, MOTOB	-	-	12	-
HONDA	394	35	6,108	845
HOOOON, PICKMAN	-	-	1	-
HORWIN	2	-	13	-
HRD	-	-	-	1
HSUN, HISUN, APACHI, Mx, MASAI, HYTRACK, TRAPPER, PUMAREX, GEON, ASYAMOTOR, DAYTONA MOTORS, KRAL	1	-	39	-
HUONIAO, DH.HAOTIAN,MOTORINI, PEGASUS, MASH	-	-	5	-
HUSABERG	-	-	-	7
HUSQVARNA	11	2	126	39
HYOSUNG	-	-	2	2
HYOSUNG , S&T KANUNI	-	-	1	-
IANYING, TYM, XINBEN, TEYIN, RIYA,ONGYUNDA, SANBEN, ALFA, Senzo, La Souris, TCB, KENTOYA	1	-	33	-
INDIAN MOTORCYCLE	-	-	31	-
JIALING	-	-	-	1
JIALING, MOTORAN, TRAXX, SPADA, SKYWING, SPD, ASUS, RACING	1	-	1	-
JIAYUAN	8	-	54	2
JINCHENG	-	-	1	-
JINLANG, ZUNDAPP, XHODNA, APGmoto, COLIBRI, RAZORY, VIARELLI, SUMCO, FLEX TECH, IVA, TNT moto	-	-	1	-
JINLING	-	-	-	1
JINMA,RUNHORSE,FARAD,hopster,DuroCar,ClimaCar,CROYANCE AUTOMOTIVE,E-cars Malta,EVROM,GECO,GUTZY	-	-	3	-
JINYI, JINYI MOTOR, DAYI MOTOR, AMGroup, AMGroup Bike, Twister Wheel, GREENWOLKE	-	-	2	-
KAWASAKI	5	4	151	85
KTM	18	2	409	171
KUMPAN ELECTRIC	-	-	1	-
KWANG YANG	-	-	-	12
KYMC	66	35	2,428	566
LAMBRETTA	2	-	31	-
LEXMOTO	-	-	-	1
LIFAN, HONLEI, SKYGO, BISAN-LIFAN	-	-	15	-
Lingzhida, LINZDA, LINDN, LINYI, LONGMAO, NLIGHT	3	-	24	-
LINHAI, KUBA, ONLINE, LHY	-	-	13	3
LINHAI, LHY, KUBA, HYTRACK	-	-	-	2

Table 7 (cont)

Sales of new and used motorcycles by make or manufacturer: December 2021 and January - December 2021

Make	Motorcycles			
	December		January - December	
	new	used	new	used
LINHAI, SINNIS	-	-	5	-
LML	-	2	-	4
LMP SAS DI LAVE	-	-	-	1
LONGIN , KUBA, RKS, ITALIKA, SUNRACE, SKY, MALAGUTI, SUPERBIKE, ROCKET, NOVELBAT, TIGREMOTO, GREEN, TRIDIAMOND	-	-	7	-
LONGIN, KINLON, DORTON, CCM	-	-	1	-
LONGIN, KUBA, RKS, ITALIKA, SUNRACE, SKY, MALAGUTI, SUPERBIKE, ROCKET, NOVELBAT, TIGREMOTO, GREEN, TRIDIAMOND	1	-	139	1
LONGIN, KUBA, RKS, ITALIKA, VOGUE, SUNRACE, SKY, MALAGUTI, ROCKET, SUPERBIKE, NOVELBAT, TRIDIAMOND	2	-	29	-
LONGIN, VOGUE, KUBA, RKS, ITALIKA, SUNRACE, SKY, MALAGUTI, SUPERBIKE, ROCKET, NOVELBAT	-	-	15	-
LONGIN,KUBA,RKS,ITALIKA,SUNRACE,SKY,MALAGUTI,SUPERBIKE,ROCKET,NOVELBAT ,TIGERMOTO,GREEN	-	-	26	-
LONGIN,VOGUE,KUBA,RKS,ITALIKA,SUNRACE,SKY,MALAGUTI,SUPERBIKE	-	-	35	-
LONGIN,VOGUE,KUBA,RKS,ITALIKA,SUNRACE,SKY,MALAGUTI,SUPERBIKE,ROCKET,NOVELBAT,TIGREMOTO	-	-	3	-
LONGJIA, ITALJET, ORCAL, BEELINE	-	-	31	2
LONGJIA, ITALJET, ORCAL, BEELINE, ROMET MOTORS, GEMINI, LEXMOTO, JAHANRO, VGA, DAYTONA MOTORS	-	-	6	-
LONGJIA, lexmoto, Gemini, MH Motorcycles, MONDIAL, Jahanro, UM, ORCAL, VGA, NECO, ALFASCOOTERS, ROMET MOTORS	-	-	10	-
LONGJIA, ORCAL, NECO	2	-	105	-
LONGJIA, ORCAL, NECO, VGA, Gemini	-	-	12	-
LONGJIA, ORCAL, TNT MOTOR, BEELINE, VGA, ITALJET, GEMINI, lexmoto, Jahanro, italo, NECO	1	-	58	1
LVNENG, SKAND, VEMO,SMARTWAY,IVA, HYPE-BIKE, SENZO, MONASSO, genergia	-	-	4	-
MACBOR,RVM,COLOVE,ORCAL,DAYTONA MOTORS,ZF-KY,Lexmoto,OVER BIKES,YUKI, AJS	4	-	43	-
MALAGUTI	-	-	-	19
MBK	-	1	-	8
MEGELLI	-	-	-	1
MELEX	1	-	16	-
MG MOTO	-	-	10	-
MGK HM	160	-	2,274	7
MINSK, ZONGSHEN, IRIBIS, MONDIAL, LEXMOTO, JUNAK, HONLEY, OVERBIKES	-	-	2	-
MODENAS	-	-	1	-
MODIKA, PROPHETS POWER, VOLTA, ELEKTRO POWER, ELEKTROROLLER-FUTURA	-	-	1	-
MONDIAL, PELPI INTERNATIONAL	1	-	21	-
MONTESA	-	-	1	-
MORGAN MOTOR CO	-	-	-	1
MOTO GUZZI	2	-	55	4
MOTO MORINI	-	-	-	1
MOTO S.P.A	1	-	7	1
MOTRON MOTORRAD, ZONGSHEN	1	-	5	-
MV AGUSTA	1	-	8	6
NIPPONIA	-	-	-	1
NIU, NUUV	3	-	77	-
NOUN ELECTRIC	-	-	1	-
OPAI	-	-	1	-

Table 7 (cont)

Sales of new and used motorcycles by make or manufacturer: December 2021 and January - December 2021

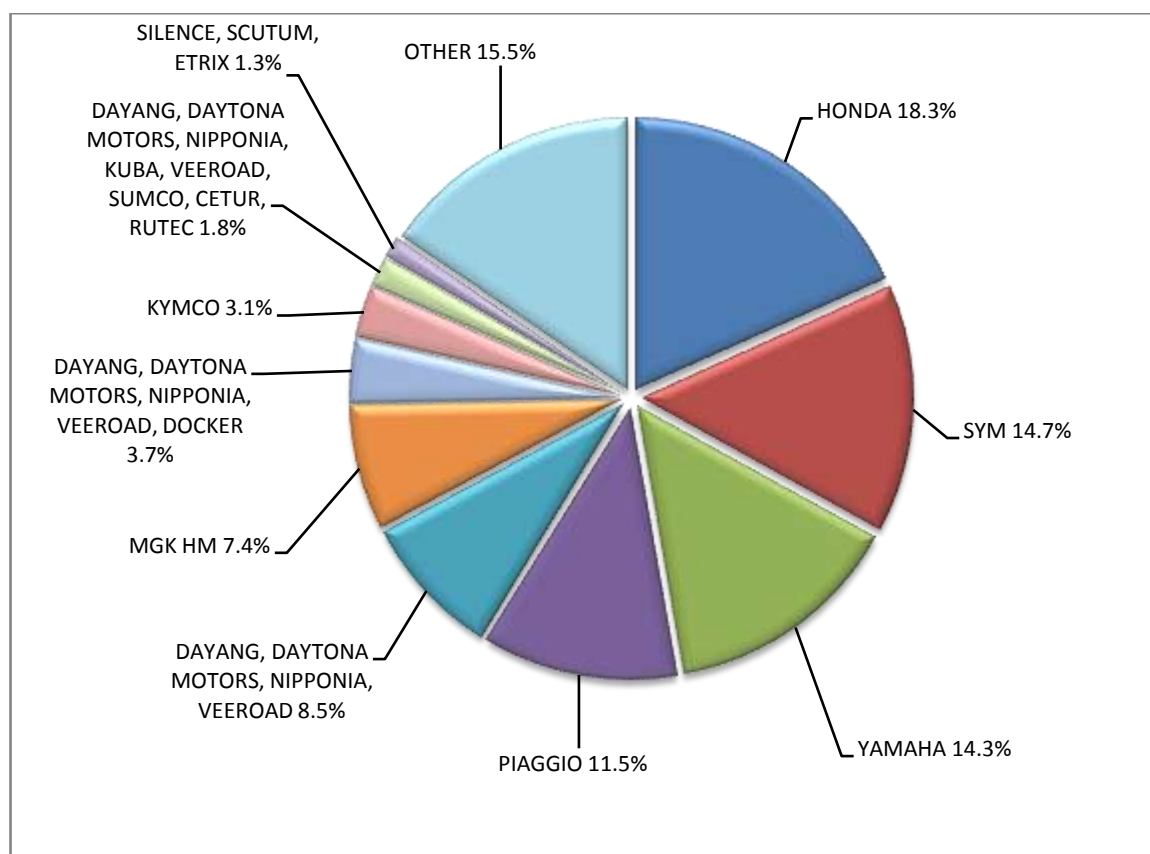
Make	Motorcycles			
	December		January - December	
	new	used	new	used
ORCAL, SOMOTO, AJS, SENKE, HERALD, ITALJET, WACCO, MOTOBİ, CLEVELAND CYCLEWERKS ACE, MERCURY, SAXXX, SFM	1	-	1	-
PEUGEOT	2	-	183	33
PIAGGIO	248	15	7,635	520
PIONEER, LEXMOTO, PULSE,BULLIT, HERALD, WOTTAN, EURO MOTORS, VERVEMOTO, SP BIKE, EXPLORER, RIDE	-	-	2	-
POLARIS	5	-	65	3
QINGQI, CLEVELAND, CYCLEWERKS ACE, CLEVELAND ACE, CLEVELAND CYCLEWERKS ACE DELUXE	-	-	1	-
QINGQI, MASH, MUTT, SINNIS, YUKI, DAYTONA MOTORS	-	-	2	-
QINGQI, YUKI, KARCHER, DAYTONA, SINNIS, KREIDLER	-	-	1	-
QJ, QJIANG, KEEWAY, LEONE, KUBA, RKS	1	-	15	1
QJ, QJIANG, KEEWAY, LEONE, KUBA, RKS, BENELLI, VENGO	-	-	23	-
QJ, QJIANG, KEEWAY, LEONE, KUBA, RKS, TELL, EMPIRE KEEWAY, BENELLI, VENGO	1	-	58	1
QJ, QJIANG, KEEWAY, LEONE, KUBA, RKS, tell,VENGO	-	-	21	-
QJ, QJIANG, KEEWAY, LEONE, RKS, BENELLI, EMPIRE KEEWAY, KUBA	23	-	186	1
QJ, QJIANG, KEEWAY, LEONE, tell, KUBA, RKS, BENELLI, VENGO	-	-	11	-
QUADDY	-	-	-	1
QUADRO, QUADRO VEHICLES	-	-	3	1
REDMOTO	-	-	3	-
RENAULT	-	-	-	4
RENLI	-	-	1	-
REX	-	-	-	1
ROTOM, RACER	-	-	1	-
ROYAL ENFIELD	3	-	43	4
Royalloy, Royal Alloy, RA, SCOMADI, VALENTINO, VALENTINO MOTORI	7	-	21	-
RVM, MACBOR, COLOVE, ORCAL, DAYTONA MOTORS	-	-	8	-
SAKURA, GOLDEN LION, ARTISAN, Fauro, ETALIAN, Viverra, Varaneo, Kito, E-mio	1	-	35	-
SAKURA, GOLDEN LION, ARTISAN, Fauro, ETALIAN, Viverra, Varaneo, Kito, E-mio, velca, E.F.O	-	-	28	-
SAKURA, GOLDENLION, E.F.O., Fauro, Viverra, Nitrox, STRELLA City, Artisan	1	-	27	-
SAN YANG	-	-	-	14
SCUTUM, ETRIX, SILENCE	-	-	11	-
SEGWAY	1	-	62	-
SENKE, SENKO, SENKI, SENKY, HALI, JIETOUBAWANG, NANLIAN, XINHAI,PGO, SENKE. HALI	1	-	2	-
SHANYANG	-	-	-	1
SHANYANG, ATLAS PANTHER, YAMAZUKI MOTO, MOTORKING, Hirlee, XB	4	-	49	-
SHARE'NGO, ZHIDOU	-	-	4	1
SHENGWO NEW ENERGY, YUKI	-	-	42	-
SHERCO	1	1	16	16
SHINERAY	9	-	11	1
SILENCE, SCUTUM, ETRIX	27	-	126	-
SKYTEAM, SACIN, CSR, METALCO, SOKUDO, BAZUKA, MINICO, MOTOSBASI, MOTOS BORDOY, SUMKO, ROXON, MONKEY BIKES	1	-	34	1
STANDARD MOTOR	-	-	-	1
SUZUKI	11	6	342	216
SWM	5	-	8	-
SYM	317	7	9,632	190
TAILG, KUBA, RKS	-	-	1	-
TAOTAO, VOM, LUUKO, TOROS, ZIPP	-	-	-	1

Table 7 (cont)

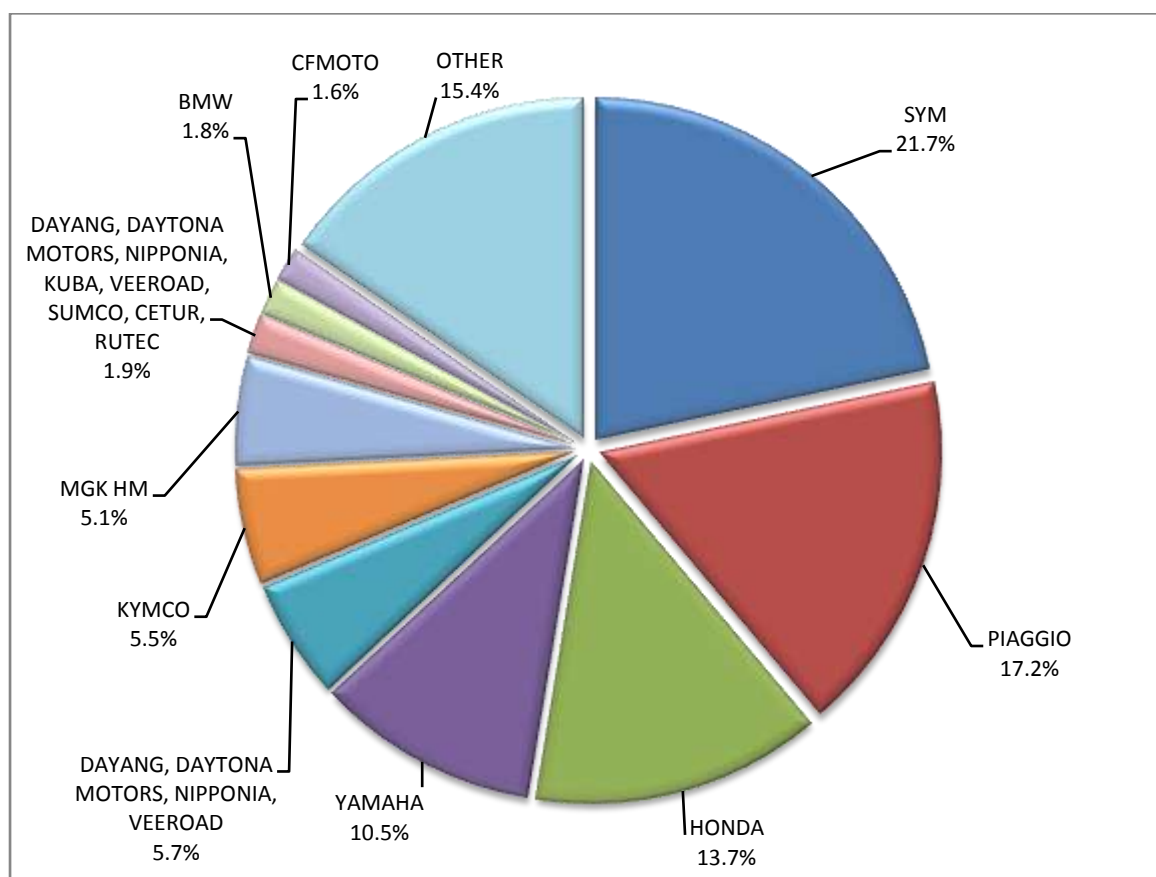
Sales of new and used motorcycles by make or manufacturer: December 2021 and January - December 2021

Make	Motorcycles			
	December		January - December	
	new	used	new	used
TARO, JUNAK, BARTON MOTORS ,ORCAL, Lexmoto	1	-	36	-
TARO, JUNAK, BARTON MOTORS, ORCAL, Lexmoto, MITT, NECO, WOTTAN, MAGPOWER, ADAMOTO, MAXON, MAX-ON	-	-	12	1
TAYO, HAOJIANG, ZHONGYU, THUMP, THUMPSTAR, KIDEN, ZONTES, Junak, SENKE, TANNY, TYAN, ROMET, ROMET MOTORS, ROUTER	16	-	511	2
TGB	-	-	-	2
TIANYING, RIYA, HONGYUNDA, TYM,HONLING, TAMCO, ALISON, DMK MOTORS, WLIE,LEEWAY, WLXQ, AP Gmoto, ALFA	2	-	35	-
TM RACING	-	-	2	-
TMZ	-	-	-	1
TRIUMPH	19	1	200	23
VMOTO-SOCO, E-MAX, VMOTO, SUPER SOCO	2	-	42	1
VOLTA, VTA, REVOLT	-	-	9	-
WANGYE, SANBEN, UM, MONDIAL, KENOS, SUPERBYKE, IRBIS, MDC, MISTRAL, STREET ELEGANCE	-	-	-	2
WONJAN, SAMADA	-	-	3	-
WUYANG	6	-	6	-
WUZHENG	2	-	2	-
XEV, X, XEV YOYO	-	-	2	-
XGJAO, YUAN , SKYJET, KAISAR	-	-	1	-
XGJAO, ZIPP, TOROS, ROMET, ROMET MOTORS, ROUTER, VEEROAD, DAYTONA MOTORS, GEMINI, MH MOTORCYCLES, MTG MOTORS	1	-	61	-
XIAMEN XIASHING	-	-	-	2
XINRI, SUNRA ,APACHI, ISILDAR, ISILDAR APACHI, Wayscral, KRAL	5	-	49	-
XINYANG	-	-	2	-
YAMAHA	307	35	4,654	947
YAMAHA, MBK	-	-	46	8
YASAN MOTOR, Kito	-	-	4	-
YINGANG, BENYI, ROMET MOTORS, YUKI, ROUTER, MOTORAN, DAYTONA MOTORS, M1NSK, HAMACHI, KUBA, MONDIAL	1	-	51	-
YINXIANG, KENBO, VENOM, CHEETA, ZIPP, NEMO, FEKON, ANATOLIA, CANBO	-	-	5	1
YINXIANG, MONDIAL, GEMINI, TCB	-	-	15	-
ZERO MOTORCYCLES	2	-	4	1
Zhidou, SHARE'NGO, ZD	-	-	-	2
ZHONGNENG, ASYA, DADO, ZNEN, BARON	-	-	-	1
ZHONGNENG, ZNEN, AGM, AJS, YUKI, COLIBRI, EUROCKA, BTC, NOVA MOTORS, LEXMOTO, Actionbikes Motors	1	-	41	-
ZHONGNENG, ZNEN, AGM, AJS, YUKI, COLIBRI,EUROCKA, BTC, NOVA MOTORS, LEXMOTO	-	-	53	-
ZHONGNENG,ZNEN,AGM,BTC,CLS,COLIBRI,DAYTONA MOTORS,DERRACE,DOCKER	1	-	4	-
ZONGSHEN	-	-	9	2
ZONGSHEN, ZIP STAR, Lexmoto,ICONE, VORTEX,M1NSK, MACBOR, MONDIAL, ROMET MOTORS ,SINNIS, SPARKSTER, OVER BIKES	-	-	17	-
ZONGSHEN, ZIP STAR, ZEALSUN, RYMC0	-	-	2	-
ZONGSHEN, ZIPSTAR, ICONE, JUNAK,Lexmoto, MH Motorcycles, M1NSK, MONDIAL, ROMET MOTORS, SINNIS	-	-	2	-
ZONGSHEN, ZIPSTAR, ZEALSUN, KENTO	-	-	3	1
ZHONGNENG, ZNEN, AGM, BTC, CLS, COLIBRI	-	-	1	-
TOTAL	2,154	169	44,437	4,375

Graph 13. Sales of new motorcycles (December2021)



Graph 14. Sales of new motorcycles (January –December 2021)



EXPLANATORY NOTES

Survey on the issuing of new road motor vehicle circulation licenses	The survey on the issuing of new motor vehicle circulation licenses is a census survey. The released data give information, at country level, on the brand and type of the motor vehicle, as well as whether it is new or used. The survey does not include vehicles that move on rails, trolley busses, agricultural tractors and machinery. In addition, the following are excluded: all motor vehicles of the Armed Forces, Police, Fire Brigade, State Services, Diplomatic Corps, Foreign Missions, and Invalids of Wars, as well as motorcycles with a cylinder capacity less than 50 cc.
Legal basis	Law 3832/2010
ReferencePeriod	December 2021
Coverage	The production of monthly data is based on the registers held by the Ministry of Infrastructure, Transport and Networks, which records all the monthly changes observed in the vehicle registration licenses at country level.
Definitions	<p>Road motor vehicle is any vehicle that, irrespective of the number of wheels, is moved by an engine and is designed to transport persons or cargo or both of them, either they are on the same single vehicle or on a trailer carried by the main motor vehicle.</p> <p>New road motor vehicle is any motor vehicle that is registered for the first time in Greece during the reference month and has not been put into circulation in any other country.</p> <p>Used motor vehicle is any motor vehicle that is registered for the first time in Greece and has been imported as a used one from abroad</p> <p>Passenger motor vehicle: it is a motor vehicle designed to carry mostly people, having no more than 9 seats, including the driver's seat.</p> <p>Bus: it is a motor vehicle, which is designed to carry mostly people, having more than 10 seats, including the driver's seat. In the corresponding tables of this Press Release, this category also includes articulated buses.</p> <p>Lorry: it is motor vehicle designed to carry mostly cargo. In the corresponding tables of this Press Release, this category also includes tractors, tow trucks, articulated tractors, and trucks with trailers.</p> <p>Motorcycle: any two-wheeled motor vehicle, with or without sidecar, with maximum authorized design speed over 45 km/h, or in case it is powered by a combustion engine, with a cylinder capacity of 50 cc or over. In the corresponding tables of this Press Release, this category also includes the three-wheeled motor vehicles – motor tricycles.</p> <p>Tricycle motor vehicle: it is a motor vehicle with three symmetrical wheels with maximum authorized design speed over 45 km/h, or in case it is powered by a combustion engine, with a cylinder capacity over the 50 cc. This category also includes four-wheel vehicles, except the light four-wheel motorcycles, whose empty vehicle tare (excluding the weight of the fuel or mixture of fuel-oil or the weight of the batteries for electric cars) is up to 400 kg in the case the vehicle is designed for passenger use or up to 550 kg in case the vehicle is designed to carry cargo and whose engine is up to 15KW.</p>
Methodology	Exhaustive Survey. The primary data derive from the Ministry of Infrastructure, Transport and Networks and are based on the issuing of new circulation licenses as they are registered by the Regional Offices for Transport and Communications.
References	More information (graphs, tables) concerning the survey on the issuing of new motor vehicle circulation licenses are available on the webpage of ELSTAT, www.statistics.gr , under the link http://www.statistics.gr/en/statistics/-/publication/SME24/-