



HELLENIC REPUBLIC  
HELLENIC STATISTICAL AUTHORITY

Piraeus, 25 June 2026

**CENSUS OF HEALTH CENTRES AND OTHER UNITS  
PROVIDING PRIMARY HEALTH CARE SERVICES: year 2025**

The Hellenic Statistical Authority (ELSTAT) announces data on the Primary Health Care Units for the year 2025.

Until the year 2016, ELSTAT used to monitor Primary Health Care by recording only the Health Centers of the National Primary Health Care Network (PEDY). The Law 4486/2017 concerning the “Reform of the Primary Health Care” extended the scope of the “Health Centers”, which now also encompass the decentralised units, where health care services are provided at the first level of Primary Health Care, by the Local Health Units (TOMY), the Regional Medical Offices, the Multipurpose Regional Medical Offices, the Specialised Regional Medical Offices, the Local Medical Offices and by other units of primary health care.

Table 1 presents all the agencies providing primary health care services for the year 2025.

**Table 1: Units providing primary health care services by category, years 2024-2025**

	Health Centers*	Regional Medical Offices	Multipurpose Regional Medical Offices	Specialised Regional Medical Offices	Local Medical Offices**	Other Units	Local Health Units
2024	312	1432	98	50	227	10	137
2025	314	1430	103	50	226	10	137

\*Health Units of the National Primary Health Care Network (PEDY, Law 4238/2014) which by virtue of the Law 4486/2017 are renamed as Health Centers

\*\* 67 Local Medical Offices in function

Moreover, Primary Health Care includes agencies providing mental health services, which are further specialised in accordance with the following table (Table 2).

**Table 2: Units providing primary mental health services, years 2024-2025**

	2024	2025**
Mental Health Centers for adults	18	23
Mental Health Centers providing Community Mental Health Services for adults, children, and adolescents *	15	17
Mental Health Centers for children and adolescents	31	16
<b>Total</b>	<b>64</b>	<b>56</b>

\* A hybrid-structure addressed both to adults and children/adolescents.

\*\* Since the beginning of 2025 the National Network of Mental Health Services was established by Law 5129/2024

**Information on methodological issues:**

Sectoral Statistics Division  
Health and Social Protection Section  
Kokotas Evangelos  
Tel : +30 213 135 2789, 2136  
e-mail : [kentra\\_ygeias@statistics.gr](mailto:kentra_ygeias@statistics.gr)

**Information for data provision:**

Tel. +30 213 135 2022, 2310, 2308  
Email. [data.dissem@statistics.gr](mailto:data.dissem@statistics.gr)

Table 3 presents the personnel in the Health Centers, the Regional Medical Offices (Multipurpose and Specialised), the Local Medical Offices and the Local Health Units for the year 2025 by Regional Health Authority (YPE).

**Table 3: Personnel in the Health Centers, the Medical Offices (Multipurpose and Specialised), the Local Medical Offices and the Local Health Units by Regional Health Authority (YPE), year 2025**

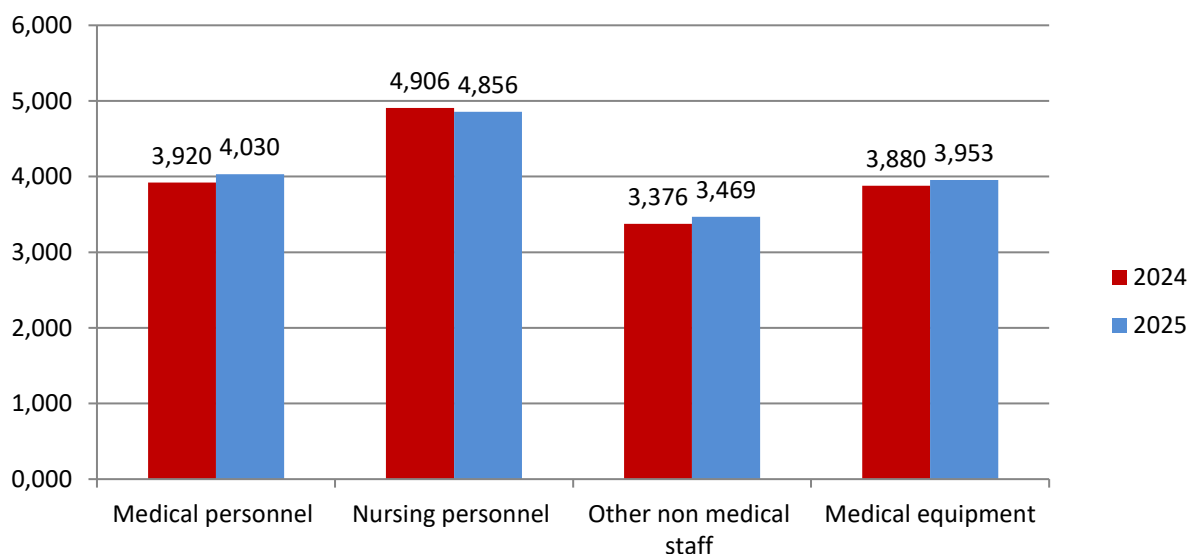
Regional Health Authority (YPE)	Medical personnel	Nursing personnel	Other non-medical personnel	Total by YPE
1st YPE (Attiki)	1,122	726	719	2,567
2nd YPE (Piraeus & Aigaio)	1,007	700	792	2,499
3rd YPE (Makedonia)	649	626	501	1,776
4th YPE (Makedonia & Thraki)	839	899	564	2,302
5th YPE (Thessalia & Sterea Ellada)	833	759	654	2,246
6th YPE (Peloponnisos, Ionia Nisia, Ipeiros, Dytiki Ellada)	1,287	1,172	819	3,278
7th YPE (Kriti)	492	305	308	1,105
<b>Total</b>	<b>6,229</b>	<b>5,187</b>	<b>4,357</b>	<b>15,773</b>

Tables 4 - 7 present detailed data on the structure of the equipment for the 314 Health Centers (Law 4486/2017) as well as their medical, nursing, and other personnel.

**Table 4: Units, personnel (medical, nursing, other) and equipment of Health Centers, years 2024-2025**

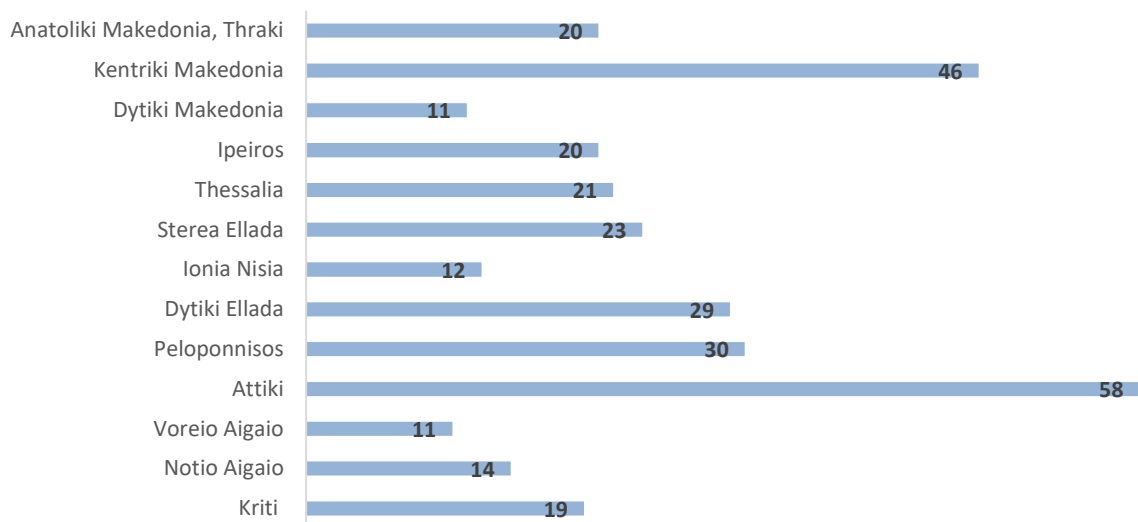
	Health Centers	Medical personnel	Nursing personnel	Other non-medical personnel	Equipment
2024	312	3,920	4,906	3,376	3,880
2025	314	4,030	4,856	3,469	3,953

**Graph 1: Health Centers personnel and equipment, years 2024-2025**



In the year 2025, the total number of Health Centers reached 314 units. Based on the available data on the distribution of Health Centers by the 13 NUTS 2 Regions of Greece, the majority of Health Centers are in Attiki (58 Centers), Kentriki Makedonia (46 Centers), Peloponnisos (30 Centers) and Dytiki Ellada (29 Centers), while the lowest number of Health Centers is recorded in Voreio Aigaio and Dytiki Makedonia (11 Centers) (Graph 2).

**Graph 2: Number of Health Centers by NUTS 2 Region, year 2025**



On the basis of comparative data for the years 2024-2025 of the Health Centers, the following are observed:

- Medical personnel employed in the Health Centers increased by 3.1% in 2025 compared with 2024 at the level of Greece total. In 2025 compared with 2024, an increase of 10.2% is observed in Voreio Aigaio and 6.7% in Ipeiros. On the contrary, in 2025 a decrease of 2.9% is observed in medical personnel in Dytiki Makedonia compared to 2024 and 1.6% in the region of Anatoliki Makedonia and Thraki (Table 5).
- Nursing personnel decreased by 1.0% in 2025 compared with 2024 at the level of Greek total. The highest decrease is observed at Peloponnisos and Notio Aigaio, 6.5% and 5.0% respectively (Table 6). On the contrary, an increase was recorded across four regions, with the most significant growth observed in Epirus and Sterea Ellada, at 6.1% and 4.6%, respectively.
- Other non-medical personnel employed in the Health Centers increased by 2.8% in 2025 compared with 2024 at the level of Greece total. The most important increases in 2025 compared with 2024 are observed in Sterea Ellada and Anatoliki Makedonia and Thraki, 14.6% and 7.7% respectively. On the contrary, a decrease of 3.7% and 2.8% is recorded in Ipeiros and Dytiki Ellada respectively (Table 6).
- The number of medical equipment of Health Centers recorded an increase of 1.9%, at the level of Greece total, in 2025 compared with 2024 (Table 7).

**Table 5: Health Centers and medical personnel by NUTS 2 Region, years 2024-2025**

	Health Centers	Medical Personnel		
		2024	2025	25/24 %
<b>Total</b>	<b>314</b>	<b>3,920</b>	<b>4,030</b>	<b>3.1</b>
Anatoliki Makedonia, Thraki	20	258	254	-1.6
Kentriki Makedonia	46	662	702	6.0
Dytiki Makedonia	11	103	100	-2.9
Ipeiros	20	178	190	6.7
Thessalia	21	274	276	0.7
Stereia Ellada	23	202	205	1.5
Ionia Nisia	12	78	82	5.1
Dytiki Ellada	29	282	298	5.7
Peloponnisos	30	226	227	0.4
Attiki	58	1,225	1,249	2.0
Voreio Aigaio	11	88	97	10.2
Notio Aigaio	14	88	90	2.3
Kriti	19	256	260	1.6

**Table 6: Non-medical personnel of Health Centers by NUTS 2 Region, 2024-2025**

	Nursing personnel			Other personnel		
	2024	2025	25/24 %	2024	2025	25/24 %
<b>Total</b>	<b>4,906</b>	<b>4,856</b>	<b>-1.0</b>	<b>3,376</b>	<b>3,469</b>	<b>2.8</b>
Anatoliki Makedonia. Thraki	371	361	-2.7	221	238	7.7
Kentriki Makedonia	893	884	-1.0	569	591	3.9
Dytiki Makedonia	205	199	-2.9	98	101	3.1
Ipeiros	362	384	6.1	161	155	-3.7
Thessalia	466	475	1.9	201	207	3.0
Stereia Ellada	284	297	4.6	246	282	14.6
Ionia Nisia	77	77	0.0	50	50	0.0
Dytiki Ellada	369	363	-1.6	217	211	-2.8
Peloponnisos	323	302	-6.5	198	194	-2.0
Attiki	1,080	1,049	-2.9	939	938	-0.1
Voreio Aigaio	109	111	1.8	157	162	3.2
Notio Aigaio	100	95	-5.0	115	124	7.8
Kriti	267	259	-3.0	204	216	5.9

**Table 7: Medical equipment of Health Centers by NUTS 2 Region. 2024-2025**

	<b>2024</b>	<b>2025</b>	<b>25/24 %</b>
<b>Total</b>	<b>3,880</b>	<b>3,953</b>	<b>1.9</b>
Anatoliki Makedonia. Thraki	332	332	<b>0.0</b>
Kentriki Makedonia	663	680	<b>2.6</b>
Dytiki Makedonia	163	174	<b>6.7</b>
Ipeiros	190	198	<b>4.2</b>
Thessalia	256	256	<b>0.0</b>
Stereia Ellada	231	216	<b>-6.5</b>
Ionia Nisia	91	92	<b>1.1</b>
Dytiki Ellada	261	245	<b>-6.1</b>
Peloponnisos	281	274	<b>-2.5</b>
Attiki	790	836	<b>5.8</b>
Voreio Aigaio	161	178	<b>10.6</b>
Notio Aigaio	198	199	<b>0.5</b>
Kriti	263	273	<b>3.8</b>

---

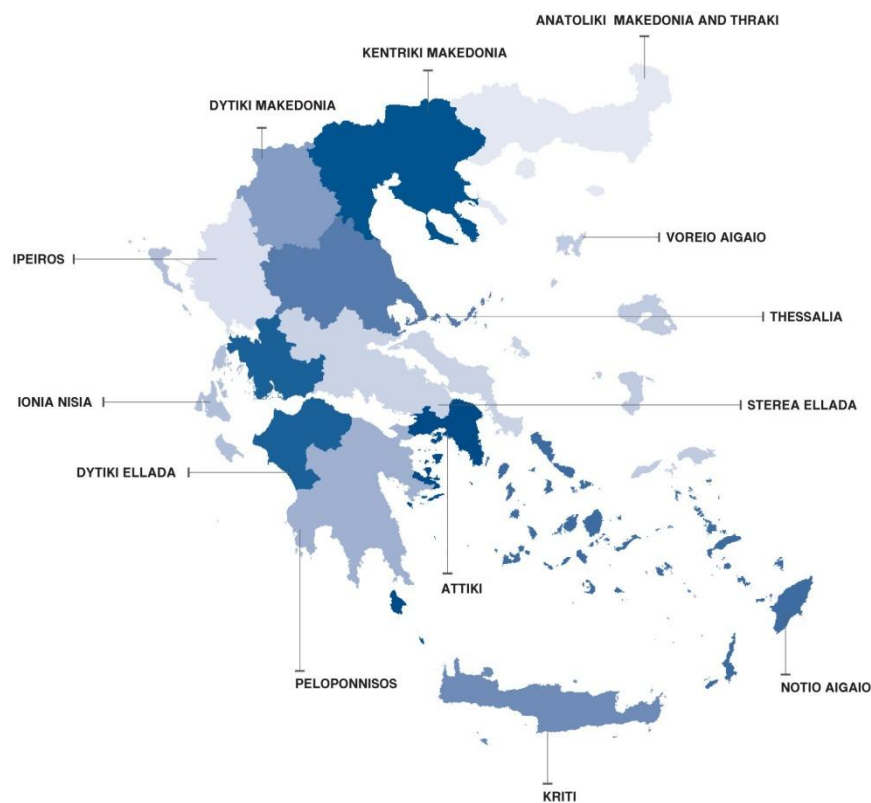
## EXPLANATORY NOTES

---

**Health Centres Census** The survey is a census survey conducted on an annual basis and covers only the Health Centers of the Primary Health Care units of Greece for the year 2025.

**Reference period** Data refer to the total of Health Centre operating on the 31<sup>st</sup> of December of the reference year.

**Coverage** The ELSTAT census includes the Health Centers of the Country in accordance with Law 4238/2014 as well as the Health Units of the Primary Health Network (PEDY) which, based on Law 4486/2017, are renamed as Health Centers. The data of the research is combined with available data from the Ministry of Health, which concerns all Primary Health Care units and are presented at the level of the Country and Region, to cover national needs in statistical information.



**Time coverage** The survey is conducted since 1992 on a yearly basis.

**Statistical concepts and definitions**

**Health Centers:** According to the legislation of Law 4238/2014, the Urban Health Centers, as provided for in the provision of article 17 of Law 1397/1983 and the Health Units of the Primary National Health Network (PEDY), as provided for in the provision of paragraph 3 of article 2 of Law 4238/2014 (A' 38), they are renamed Health Centers while the name Primary National Health Network (PEDY) was abolished.

**Medical personnel by specialty**

The specialties of medical staff are: Hematologists, Radiologists, Allergists, General Pathologists, Dermatologists - Venereologists, Occupational Health specialists, Cardiologists, Social Medicine, Obstetricians-Gynecologists, Biopathologists (former Microbiologists), Neurologists, Dentists, Orthopedics,

Urologists, Ophthalmologists, Physicians, Pediatricians, Language Pathologists-Pulmonologists, Surgeons of general surgery, Pediatric surgeons, Psychiatrists, Otolaryngologists, Rural doctors, and doctors under specialisation with no specialty.

#### **Non-medical staff by specialty**

Non-medical staff distinguishes: Administrative staff, Nursing staff, Paramedical staff, Social care staff, IT staff, Technical staff, Nutritional care staff and Administrative care staff.

#### **Medical equipment.**

Medical equipment includes: Medical imaging, Automatic analyzers, Dialysis machines, Ultrasounds, Electroencephalographs, Cardiac scanners, Dental equipment, Microscopes, Photometers, Defibrillators and Spectrometers.

**Methodology** From 2019 onwards, the main data source is the information system of the Ministry of Health as well as the relevant Divisions of the Ministry. Only the data for the medical equipment are collected by ELSTAT directly from the Health Centers using a structured questionnaire.

**References** Data is disseminated to all interested parties. through the posting of tables on the website of ELSTAT at:

<https://www.statistics.gr/en/statistics/-/publication/SHE06/>

Equal access of users to data is governed by the European Statistics Code of Practice, fully respecting professional independence and in an objective, professional and transparent manner, in which all users are treated equally. Additional data that are not available through the above link may be provided by the Division of Statistical Information and Publications of ELSTAT after the submission of a relevant request at:

<http://www.statistics.gr/el/statistical-data-request>.