

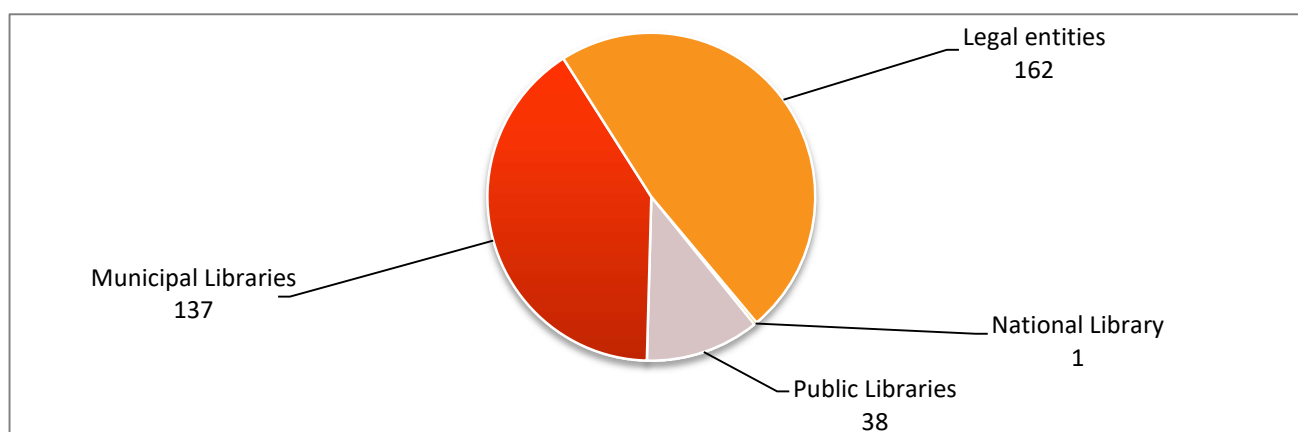


## SURVEY ON LIBRARIES OF GREECE, 2024

The Hellenic Statistical Authority (ELSTAT) announces the data of the Survey on Libraries of Greece (excluding school libraries), conducted for the year 2024. According to the results of the survey for 2024, the following are observed:

- In 2024, the total number of libraries amounted to 338, encompassing the National Library of Greece, 38 public libraries, 137 municipal libraries and 162 libraries of legal persons under public and private law or of other legal form (Graph 1). Out of the total number of libraries, 206 are general libraries and 132 are specialized libraries. These libraries have 183 branches and 35 mobile units.
- For the year 2024 compared to 2022, an increase of 4.3% is observed in the number of readers - visitors, of 5.7% in the number of books lent, whereas a decrease of 0.6% is observed in the lending of books for external use. An increase of 21.2% is observed in the access of users to websites of libraries, and of 14.3% in the access of users to electronic databases (Table 1, Graph 2).
- As regards the collections of books, journals and manuscripts for the year 2024 compared to 2022, a decrease of 5.2% in titles and of 2.6% in the number of volumes of books is observed, an increase of 3.0% in titles and a decrease of 26.3% in the number of volumes of journals is also observed, as well as a decrease of 1.3% in the number of titles and of 1.0 % in the number of volumes of manuscripts (Table 2, Graph 3).
- Regarding the personnel employed in the libraries, when comparing reference year 2024 with 2022, a decrease of 3.0% is recorded in the total number of persons employed in libraries. More specifically, in 2024 compared to 2022 the number of librarians with specialized qualifications decreased by 5.0% and other personnel with library experience recorded a decrease of 1.3%. Finally, a decrease of 0.4% was recorded in the other personnel of the libraries (Table 3, Graph 4).

**Graph 1. Number of libraries by legal status, year 2024**



**Information on methodological issues:**

Sectoral Statistics Division  
Tourism and Cultural Statistics Section  
Head of the Section: Eleni Papadopoulou  
Tel: +30 213 135 2168  
e-mail: [e.papadopoulou@statistics.gr](mailto:e.papadopoulou@statistics.gr)

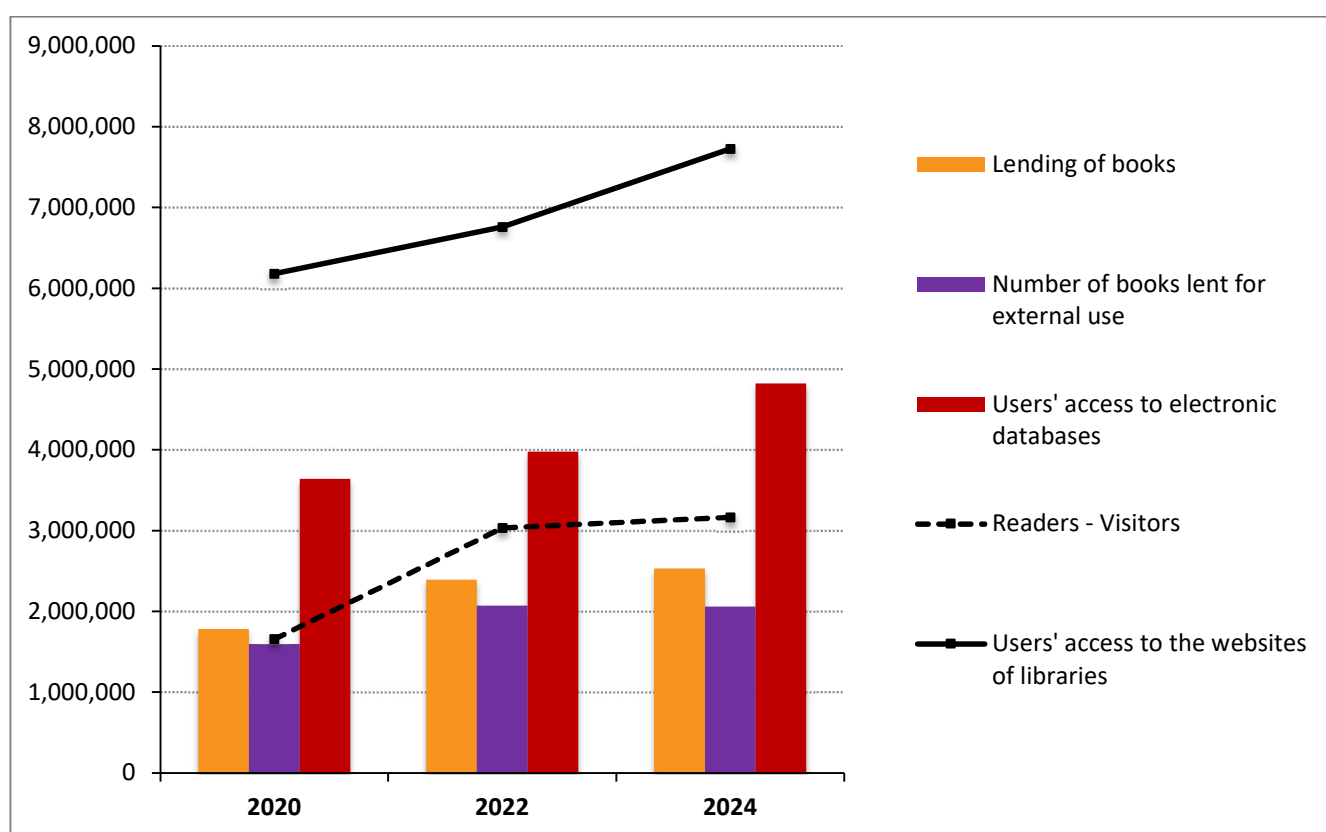
**Information for data provision:**

Tel. +30 213 135 2022, 2308, 2310  
e-mail: [data.dissem@statistics.gr](mailto:data.dissem@statistics.gr)

**Table 1. Library traffic and lending of books, years 2020, 2022 and 2024**

| <b>LIBRARY TRAFFIC<br/>LENDING OF BOOKS</b>       | <b>2020</b> | <b>2022</b> | <b>2024</b> | <b>Change (%)<br/>2022/2020</b> | <b>Change (%)<br/>2024/2022</b> |
|---|-------------|-------------|-------------|---------------------------------|---------------------------------|
| <b>Readers — visitors</b>                         | 1,658,460   | 3,036,202   | 3,166,942   | 83.1                            | 4.3                             |
| <b>Lending of books</b><br><i>Thereof</i>         | 1,782,553   | 2,393,844   | 2,529,340   | 34.3                            | 5.7                             |
| <i>Number of books lent for external use</i>      | 1,593,890   | 2,071,812   | 2,058,418   | 30.0                            | -0.6                            |
| <b>Users' access to electronic databases</b>      | 3,640,027   | 3,979,450   | 4,821,262   | 9.3                             | 21.2                            |
| <b>Users' access to the websites of libraries</b> | 6,182,306   | 6,761,249   | 7,728,138   | 9.4                             | 14.3                            |

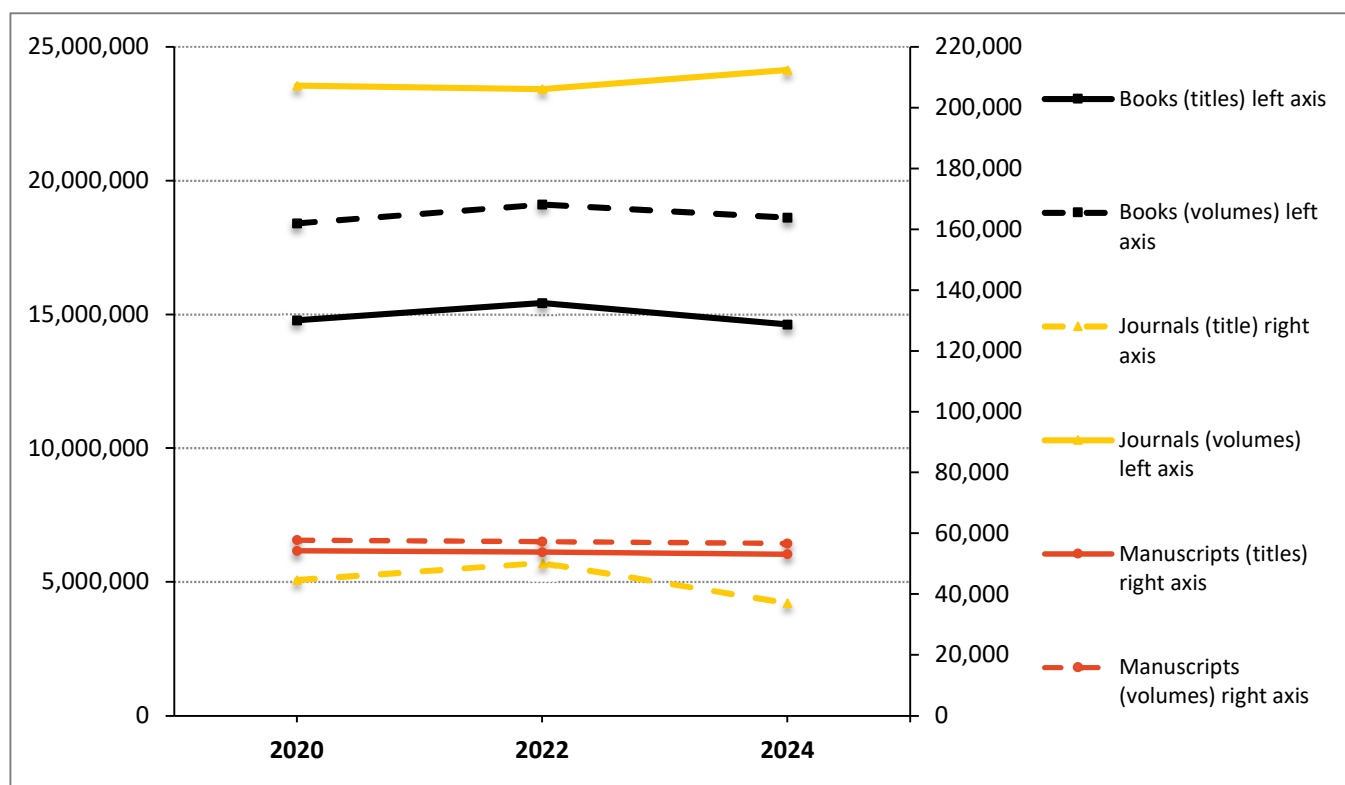
**Graph 2. Library traffic lending of books, years 2020, 2022 and 2024**



**Table 2. Collections of books, journals and manuscripts of libraries,  
years 2020, 2022 and 2024**

| COLLECTIONS        |                | 2020       | 2022       | 2024       | Change (%)<br>2022/2020 | Change (%)<br>2024/2022 |
|--------------------|----------------|------------|------------|------------|-------------------------|-------------------------|
| <b>Books</b>       | <i>Titles</i>  | 14,775,453 | 15,428,885 | 14,628,315 | 4.4                     | -5.2                    |
|                    | <i>Volumes</i> | 18,406,697 | 19,109,246 | 18,619,513 | 3.8                     | -2.6                    |
| <b>Journals</b>    | <i>Titles</i>  | 207,287    | 206,167    | 212,437    | -0.5                    | 3.0                     |
|                    | <i>Volumes</i> | 5,081,609  | 5,714,724  | 4,210,353  | 12.5                    | -26.3                   |
| <b>Manuscripts</b> | <i>Titles</i>  | 54,270     | 53,881     | 53,189     | -0.7                    | -1.3                    |
|                    | <i>Volumes</i> | 57,785     | 57,258     | 56,707     | -0.9                    | -1.0                    |

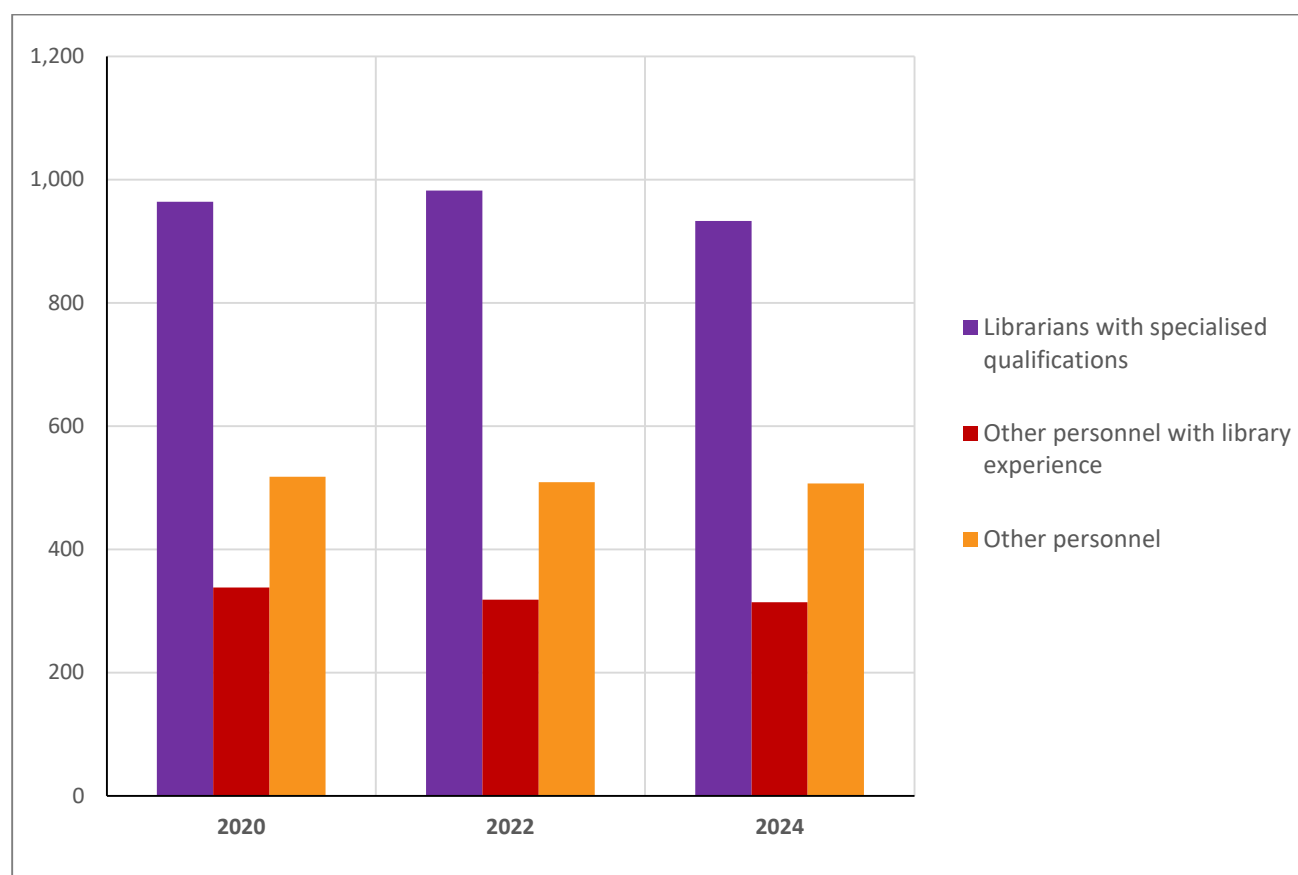
**Graph 3. Collections of books, journals and manuscripts of libraries,  
years 2020, 2022 and 2024**



**Table 3: Library personnel, years 2020, 2022 and 2024**

| Personnel                                   | 2020         | 2022         | 2024         | Change (%)<br>2022/2020 | Change (%)<br>2024/2022 |
|---|--------------|--------------|--------------|-------------------------|-------------------------|
| Librarians with specialized qualifications  | 964          | 982          | 933          | 1.9                     | -5.0                    |
| Other personnel<br>With library experience  | 338          | 318          | 314          | -5.9                    | -1.3                    |
| Other personnel                             | 518          | 509          | 507          | -1.7                    | -0.4                    |
| <b>Total number<br/>of persons employed</b> | <b>1,820</b> | <b>1,809</b> | <b>1,745</b> | <b>-0.6</b>             | <b>-3.0</b>             |

**Graph 4. Library personnel, years 2020, 2022 and 2024**



## **EXPLANATORY NOTES**

### **Survey on libraries of Greece (excluding school libraries)**

The Survey on Libraries of Greece (excluding school libraries) is being conducted since 1970.

The survey records information concerning libraries, such as: their legal status and type, the existence of branches and mobile units, book collections, journals and manuscripts, data on library personnel, facilities and equipment, library traffic and services provided to readers, classification of library material, information on audiovisual material and on the access of the library to electronic documentation over the Internet.

**Legal framework** Law 3832/2010, as amended and in force.

**Reference period** The year 2024.

### **Methodology and definitions**

It is a census survey and is carried out every two years.

Data are collected from the National Library of Greece, university libraries, municipal libraries and libraries of other public and private bodies.

The term title refers to the name of a work (book, journal, etc) which may consist of one or several volumes.

A volume means every bound physical book, many volumes comprising a monograph.

For instance, an encyclopedia is a title that has many volumes.

**References** More information on the Survey on Libraries of Greece can be found on the website of the Hellenic Statistics Authority ([www.statistics.gr](http://www.statistics.gr)) at <https://www.statistics.gr/en/statistics/-/publication/SCI06/>