



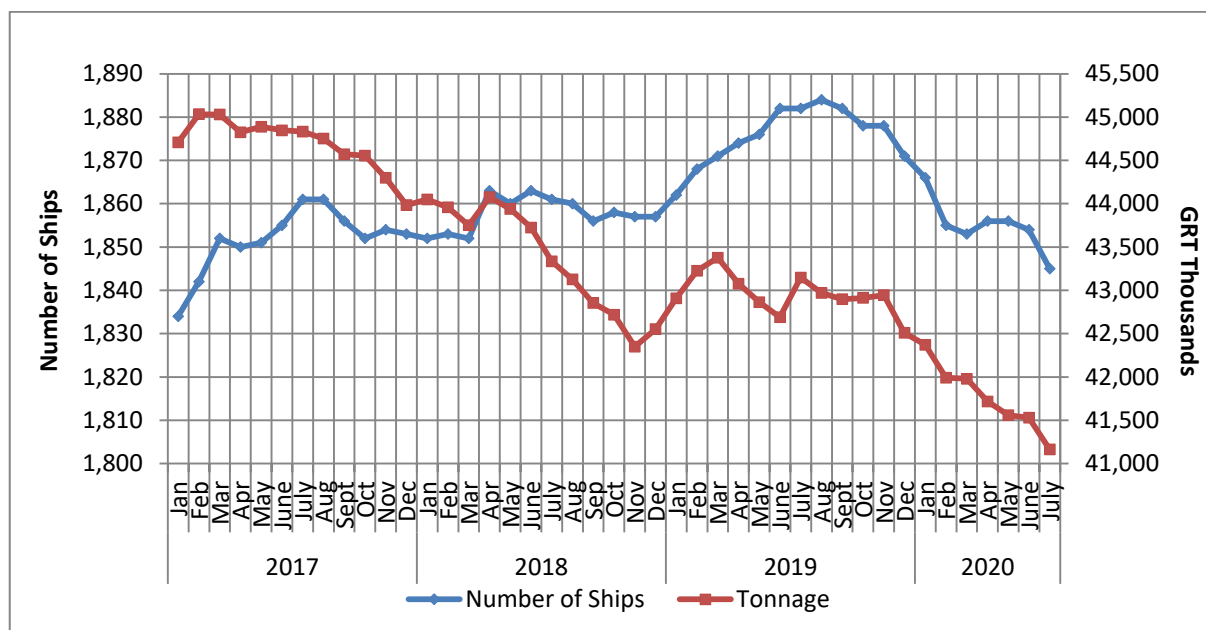
PRESS RELEASE

GREEK MERCHANT FLEET: July 2020 (Provisional data)

The Hellenic Statistical Authority (ELSTAT) announces data on the Greek Merchant Fleet (for vessels of 100 GRT¹) for July 2020. Particularly:

- The Greek Merchant Fleet decreased by 2.0% in July 2020 compared with July 2019, while an increase of 1.1% was recorded in July 2019 compared with July 2018 (Table 1).
- The gross tonnage of the Greek Merchant Fleet, for vessels of 100 GRT and over, recorded a decrease of 4.6% in July 2020 compared with July 2019. A decrease of 0.4% was recorded in July 2019 compared with July 2018 (Table 1).

Graph 1: Greek Merchant ships of 100 GRT and over: January 2017 – July 2020



Information on methodological issues:

Division of Sectoral Statistics

Section of Transport Statistics

P. Tzortzi, F. Georgakopoulou

Tel : +30 213 135 2187 , +30 213 135 3090

Fax: +30 213 135 2757

E mail: p.tzortzi@statistics.gr

f.georgakopoulou@statistics.gr

Information for data provision:

Tel. +30 213 135 2022

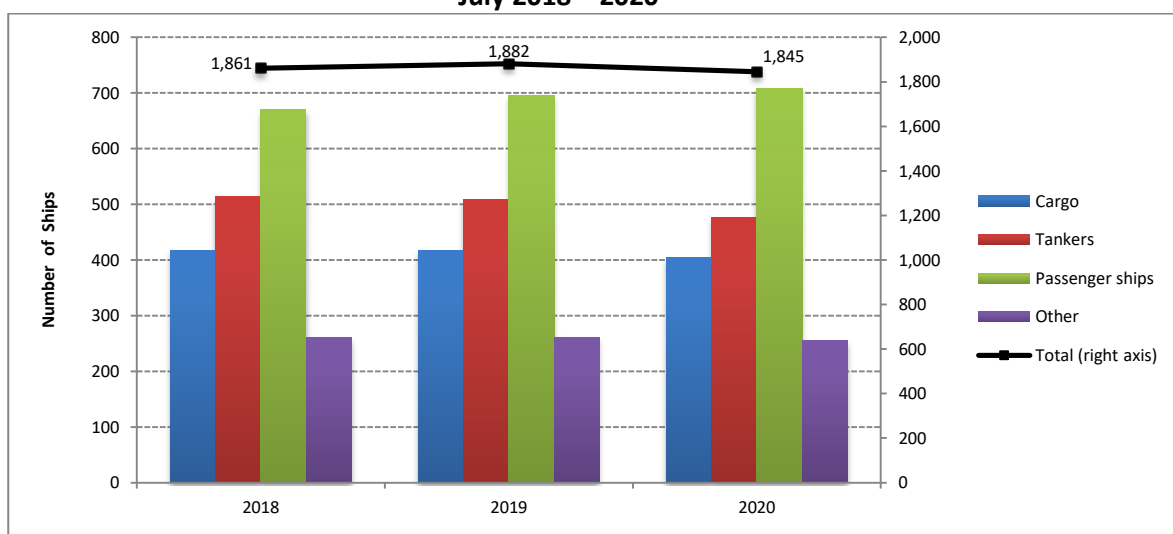
E mail: data.dissem@statistics.gr

¹ GRT: Gross Tonnage

Table 1. Number and tonnage of Greek Merchant ships of 100 GRT and over, by types of ships, July 2018 – 2020

July										
	2018		2019		Change % 2019/2018		2020		Change % 2020/2019	
Types of ships	Number of Ships	Tonnage (GRT)	Number of Ships	Tonnage (GRT)	Number of Ships	Tonnage (GRT)	Number of Ships	Tonnage (GRT)	Number of Ships	Tonnage (GRT)
Cargo	417	12,939,904	417	12,373,917	0.0	-4.4	404	12,003,962	-3.1	-3.0
Tankers	514	28,992,716	509	29,372,684	-1.0	1.3	477	27,773,437	-6.3	-5.4
Passenger ships	670	1,310,182	696	1,311,251	3.9	0.1	708	1,293,042	1.7	-1.4
Other	260	91,972	260	89,122	0.0	-3.1	256	92,709	-1.5	4.0
Total:	1,861	43,334,774	1,882	43,146,974	1.1	-0.4	1,845	41,163,150	-2.0	-4.6

Graph 2a: Number of Greek Merchant ships of 100 GRT and over, by types of ships, July 2018 – 2020



Graph 2b: Tonnage of Greek Merchant Ships of 100 GRT and over, by types of ships, July 2018 – 2020

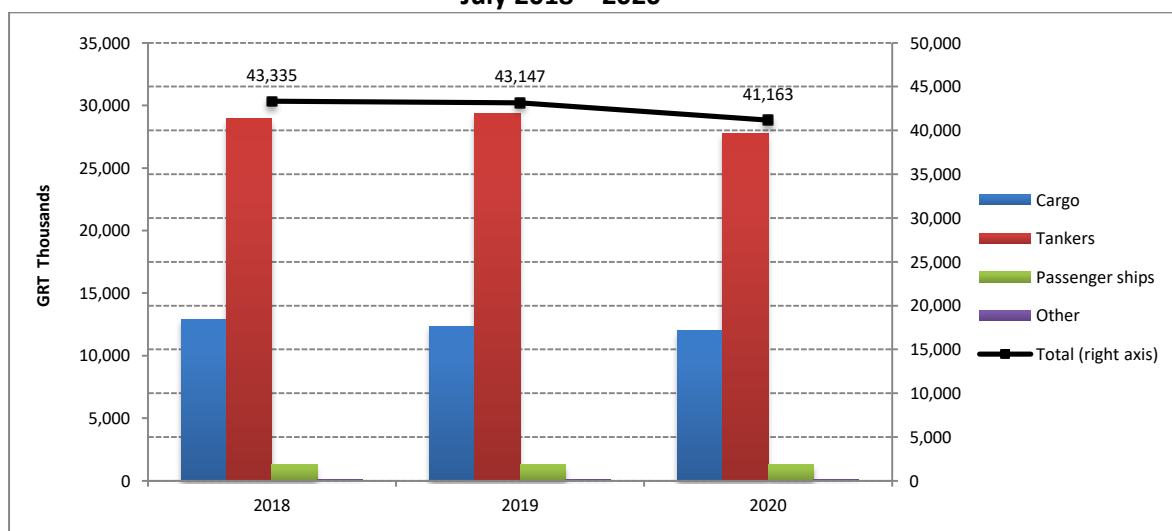


Table 2. Distribution of the Greek Merchant ships of 100 GRT and over, by tonnage groups, July 2018 – 2020

July										
	2018		2019		Change % 2019/2018		2020		Change % 2020/2019	
Tonnage Groups	Number of Ships	Tonnage (GRT)	Number of Ships	Tonnage (GRT)	Number of Ships	Tonnage (GRT)	Number of Ships	Tonnage (GRT)	Number of Ships	Tonnage (GRT)
[100-500)	788	196,730	816	202,270	3.6	2.8	815	202,111	-0.1	-0.1
[500-3,000)	353	435,525	353	434,417	0.0	-0.3	352	436,272	-0.3	0.4
[3,000-7,000)	74	329,241	76	337,723	2.7	2.6	76	338,391	0.0	0.2
[7,000-10,000)	24	204,176	25	211,833	4.2	3.8	25	213,640	0.0	0.9
[10,000-20,000)	46	674,985	50	734,304	8.7	8.8	48	701,143	-4.0	-4.5
[20,000-30,000)	73	1,922,595	68	1,793,657	-6.8	-6.7	67	1,761,874	-1.5	-1.8
[30,000+)	503	39,571,522	494	39,432,770	-1.8	-0.4	462	37,509,719	-6.5	-4.9
Total:	1,861	43,334,774	1,882	43,146,974	1.1	-0.4	1,845	41,163,150	-2.0	-4.6

Graph 3: Distribution of Greek Merchant ships of 100 GRT and over, by tonnage groups, July 2018 – 2020

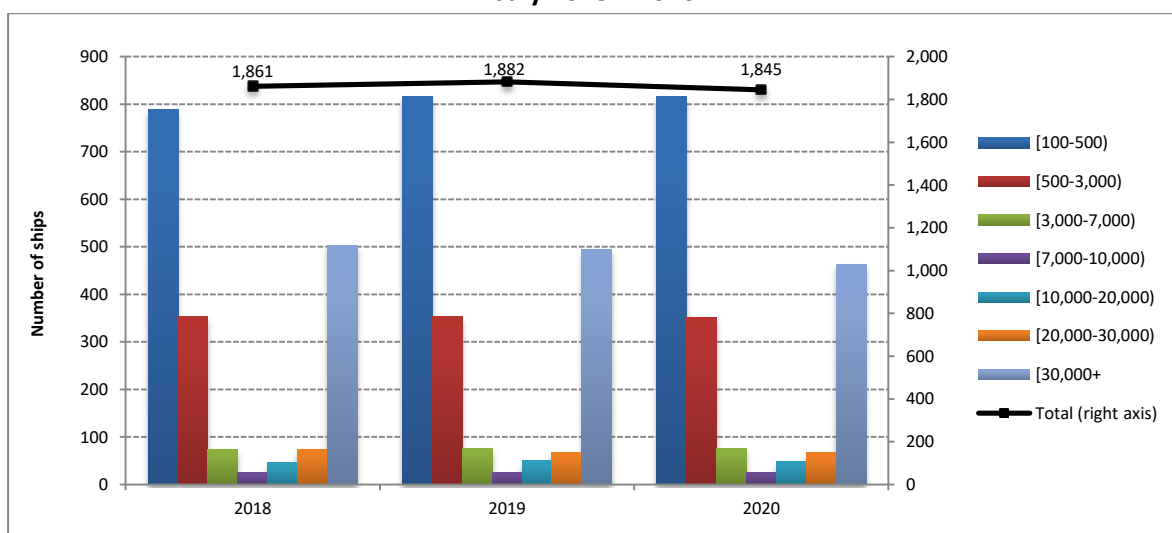
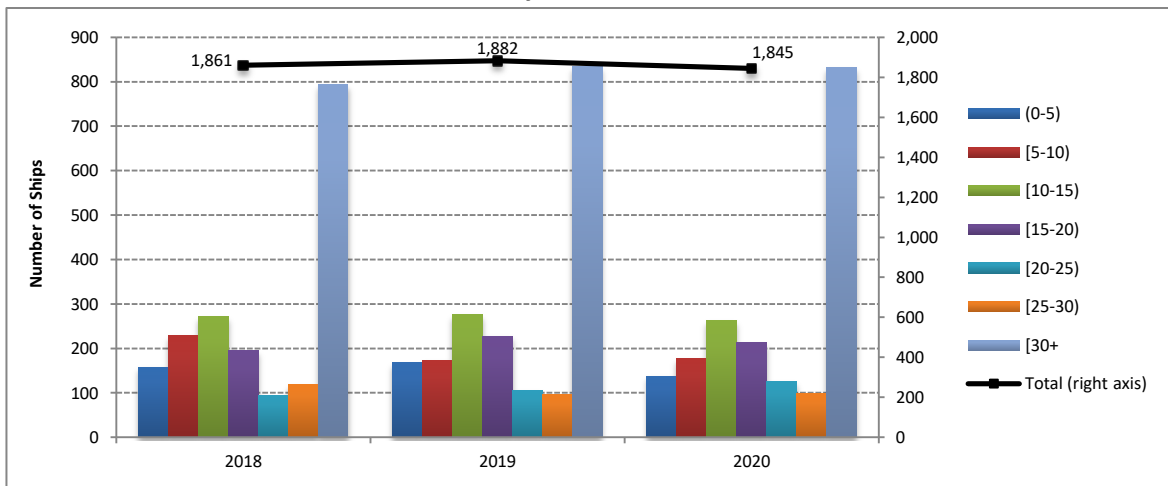


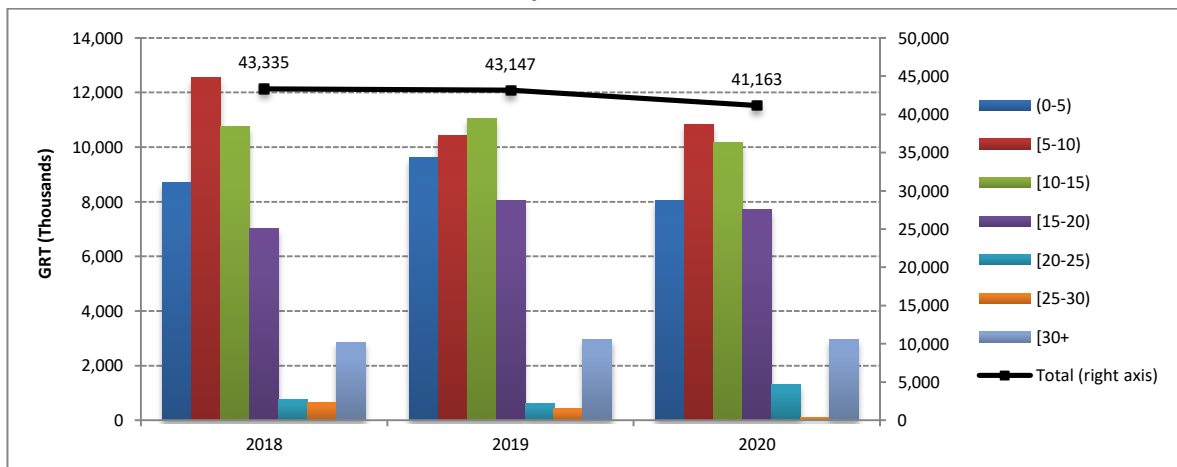
Table 3. Distribution of Greek Merchant ships of 100 GRT and over, by age groups, July 2018 – 2020

	July									
	2018		2019		Change % 2019/2018		2020		Change % 2020/2019	
Age Groups	Number of Ships	Tonnage (GRT)	Number of Ships	Tonnage (GRT)	Number of Ships	Tonnage (GRT)	Number of Ships	Tonnage (GRT)	Number of Ships	Tonnage (GRT)
(0-5)	158	8,719,811	168	9,618,610	6.3	10.3	138	8,052,276	-17.9	-16.3
[5-10)	229	12,556,482	173	10,427,216	-24.5	-17.0	177	10,829,058	2.3	3.9
[10-15)	271	10,771,747	277	11,046,691	2.2	2.6	262	10,163,830	-5.4	-8.0
[15-20)	196	7,012,214	228	8,040,675	16.3	14.7	213	7,703,535	-6.6	-4.2
[20-25)	95	752,414	105	617,845	10.5	-17.9	125	1,321,434	19.0	113.9
[25-30)	119	657,468	96	422,398	-19.3	-35.8	98	121,471	2.1	-71.2
[30+	793	2,864,638	835	2,973,539	5.3	3.8	832	2,971,546	-0.4	-0.1
Total:	1,861	43,334,774	1,882	43,146,974	1.1	-0.4	1,845	41,163,150	-2.0	-4.6

Graph 4a: Distribution of Greek Merchant ships 100 GRT and over, by age groups, July 2018 – 2020



Graph 4b: Tonnage of Greek Merchant ships of 100 GRT and over, by age groups, July 2018 – 2020



METHODOLOGICAL NOTES

Greek Merchant Fleet Survey	The Survey on the Greek Merchant Fleet is conducted on a monthly basis since 1964 without any major methodological changes ever since. The purpose of the survey is to fully record statistical data on the number and basic characteristics of the Greek merchant ships, thus depicting the evolution over the course of time of the Greek merchant fleet.
Legal Framework	The survey is conducted in compliance with the joint Ministerial Decision (No 6792/G-81/11-4-97), signed by the Minister of National Economy and the Minister of Mercantile Marine.
Reference Period	The results of the survey refer to the end of July 2020.
Coverage	The survey covers all domestic Port Authorities, as well as Greek Consular Port Authorities abroad, which keep ship registers. These Authorities have to send a report on a monthly basis to the Hellenic Statistical Authority (ELSTAT), pertaining to the changes in the Greek merchant ships registered in their ship registers.
Definitions	<p>Merchant ship: Seagoing self-propelled vessel, at least of 10 GRT, designed for the carriage of goods, transport of passengers, for fishing, towing or specially fitted out for other commercial maritime activities.</p> <p>Greek merchant fleet: The total number of the merchant ships under Greek flag. The Greek flag carried by these ships means that all their maritime activities (subsidies for ship building, cargo limitations and other tax provisions) are governed by commercial and economic rules which are laid down by the respective Greek authorities.</p> <p>Gross Register Tonnage (GRT): Refers to the spaces within the hull and of the enclosed spaces above the deck which are available for carrying goods, food, passengers and crew. GRT is equal to the volume of 100 cubic feet or 2.83 m³.</p> <p>Net Register Tonnage (NRT): It is derived from the gross tonnage by deducting allowances in respect of spaces used for the crew, navigating and propelling machinery, fuel and water ballasts, and other spaces not used for passengers or cargo.</p> <p>Age of ship: indicated by the year of original construction of the hull or that of the hull containing the engine room.</p>
Methodology	<p>It is an exhaustive survey conducted by all domestic Port Authorities and Greek Consular Port Authorities abroad, which report to ELSTAT, on a monthly basis, on changes in the ships pertaining to: a) new registrations of ships in the ship registers, b) change in the name of a ship, c) change of ownership, d) transfers to or from a different port, e) deletion of a ship from a ship's register, f) final measurement – remeasurement of ships, g) replacement of the ship's engine.</p> <p>All these data, after being dully processed, are used to update, through a specially designed software application, the Official Register of Greek Merchant Ships. This Register is used for the production of monthly and annual statistical results.</p>
References	Further information (tables, charts) concerning the Survey on the Greek Merchant Fleet can be found on the webpage of ELSTAT (www.statistics.gr), under the link: https://www.statistics.gr/el/statistics/-/publication/SMA27