



HELLENIC REPUBLIC

HELLENIC STATISTICAL AUTHORITY

Piraeus, 26 October 2018

PRESS RELEASE

SURVEY ON PHYSIOTHERAPISTS, 2017

The Hellenic Statistical Authority (ELSTAT) announces data on physiotherapists for the year 2017, on the basis of the annual survey on physiotherapists. The data derived from the Pan-Hellenic Association of Physiotherapists of Greece, on the basis of its registered members.

According to the aforementioned data, the number of physiotherapists during 2017 was 8,048 compared to 7,571 in 2016, presenting an increase of 6.3% (Table 1, Graph 1). The highest relative change was observed in the Region of Ipeiros (13%), while the lowest in the Region of Sterea Ellada (2.4%). It should be noted that the number of physiotherapists in Greece during the previous years and more specifically from 2012 till 2017 has constantly been increasing, i.e. from 6,097 physiotherapists in 2012 to 8,048 in 2017, which corresponds to a relative increase of 32.0 %.

Table 1. Physiotherapists, by region (NUTS 2), 2012-2017

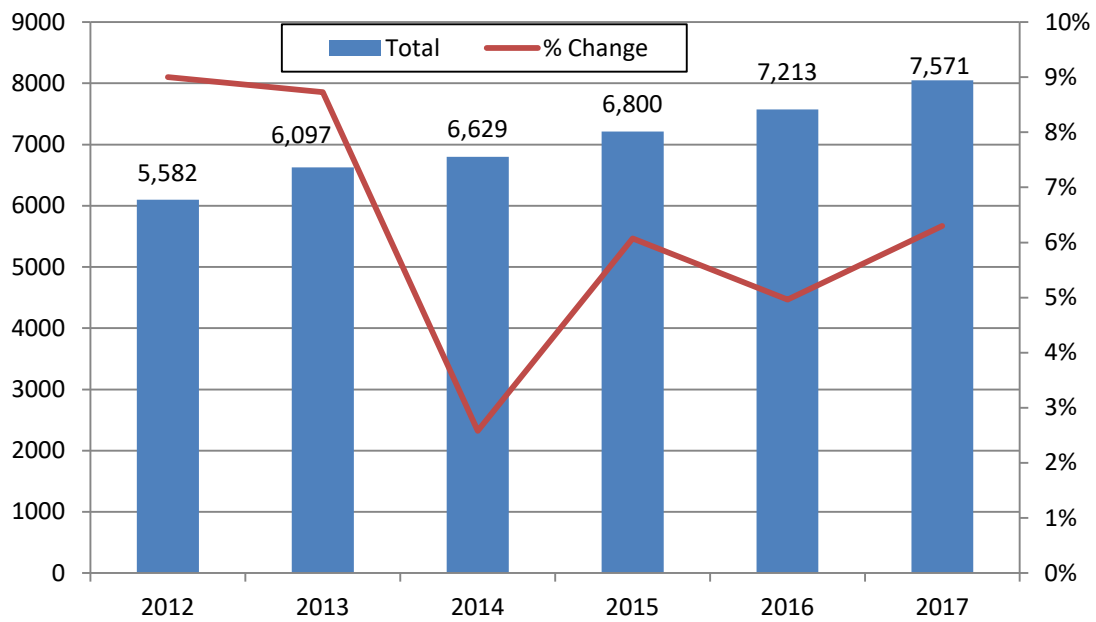
REGIONS	2012	2013	2014	2015	2016	2017	change % 2017/2016	Per 10,000 residents	share % 2017
Attiki	2,767	3,065	3,087	3,284	3,455	3,652	5.7	9.7	45.4
Voreio Aigaio	83	92	99	107	113	124	9.7	6.1	1.5
Notio Aigaio	106	117	124	126	132	140	6.1	4.1	1.7
Kriti	286	297	314	327	333	364	9.3	5.8	4.5
Anatoliki Makedonia. Thraki	340	347	345	359	376	403	7.2	6.7	5.0
Kentriki Makedonia	1,054	1,115	1,168	1,249	1,313	1,400	6.6	7.4	17.4
Dytiki Makedonia	110	118	123	133	140	152	8.6	5.6	1.9
Ipeiros	133	141	147	151	154	174	13.0	5.2	2.2
Thessalia	311	336	361	379	410	437	6.6	6.0	5.4
Ionia Nisia	112	125	126	134	142	147	3.5	7.2	1.8
Dytiki Ellada	319	348	359	386	395	432	9.4	6.5	5.4
Sterea Ellada	240	258	264	278	289	296	2.4	5.3	3.7
Peloponnisos	236	270	283	300	319	327	2.5	5.6	4.1
Total	6,097	6,629	6,800	7,213	7,571	8,048	6.3	7.5	100.0

Information

Division of Social Statistics
Section of Health and Social Security and Protection Statistics
Alexandra Zografou
Tel: +30 213 135 2785 Fax: +30 213 135 2763
E-mail: social_stat@statistics.gr

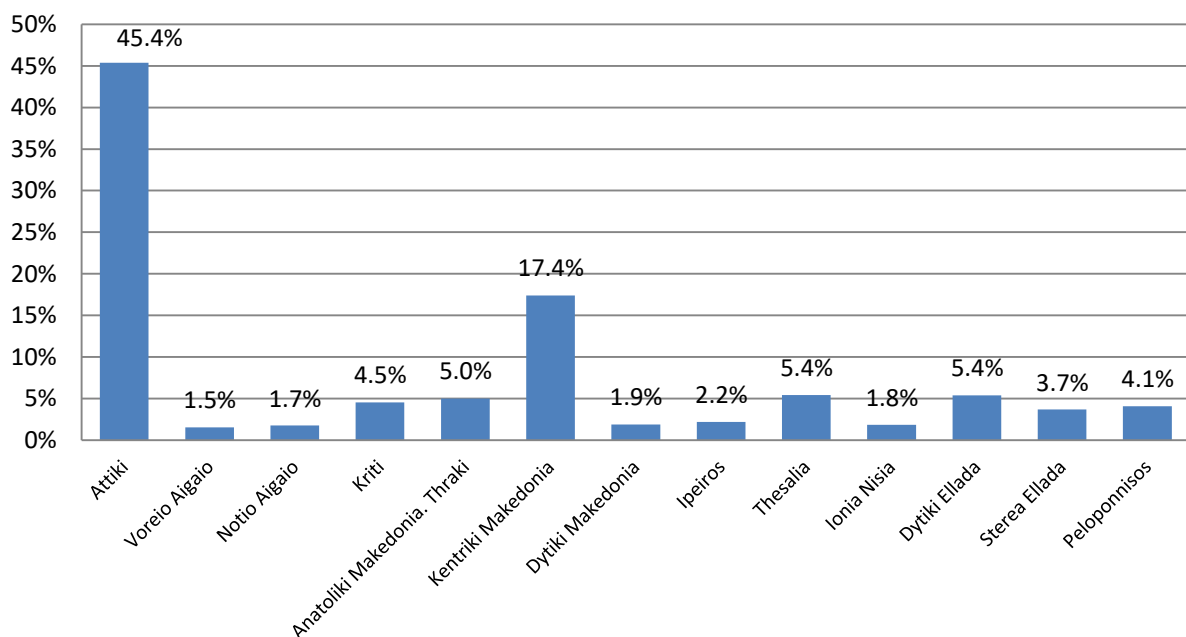
In addition, the indicator of physiotherapists per 10,000 residents in 2017 is 7.5 and presents the highest values in the regions of Attiki (9.7) and Kentriki Makedonia (7.4), while the lowest value appears in Notio Aigaio (4.1).

Graph 1. Number of physiotherapists, 2012-2017



The majority of physiotherapists in Greece are located in the Region of Attiki (45.4%), hence half of the country's total number of physiotherapists, followed by the Regions of Kentriki Makedonia (17.4%), Thessalia (5.4%), Dytiki Ellada (5.4%) and Anatoliki Makedonia & Thraki (5.0%). The percentage distribution of physiotherapists in all other Regions is lower than 5.0%, with lowest in island Greece and Dytiki Makedonia (Table 1, Graph 2).

Graph 2. Percentage distribution of physiotherapists by region, 2017



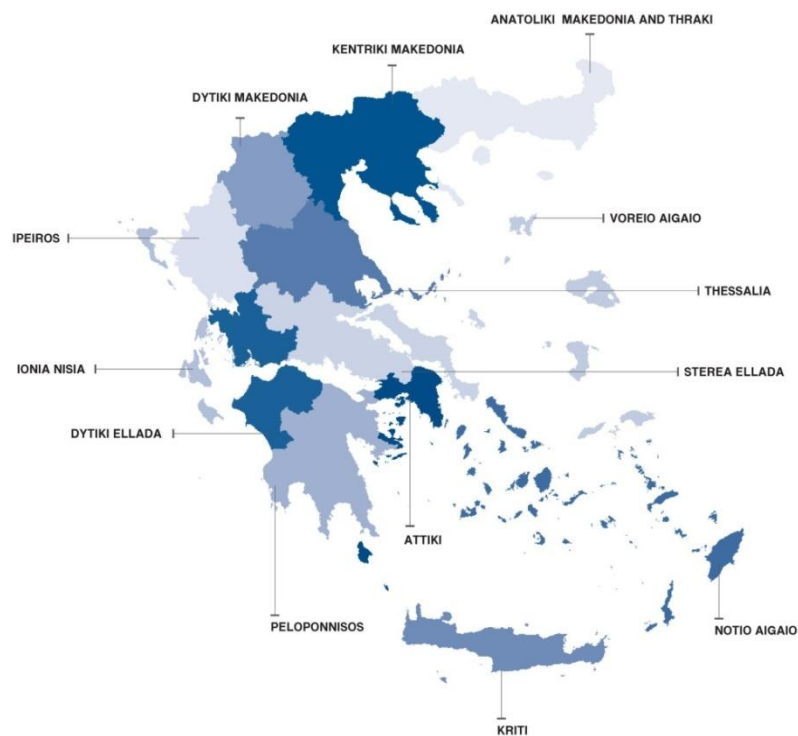
EXPLANATORY NOTES

Survey on physiotherapists The survey is conducted since 2004 and the data are collected from the Pan-Hellenic Association of Physiotherapists of Greece on the basis of its registered members with license to act on the 31st December of the reference year. The survey on physiotherapists is an exhaustive survey conducted on a yearly basis. The data are presented at country level and at regional level, with the aim to cover national needs in statistical information.

Reference period Year 2017

Coverage Country coverage, Region (NUTS 2).

Map of the 13 Regions (NUTS level 2) of Greece



References More information on the Survey on Physiotherapists can be found on the following link on the website of ELSTAT:

<http://www.statistics.gr/en/statistics/-/publication/SHE21/->