

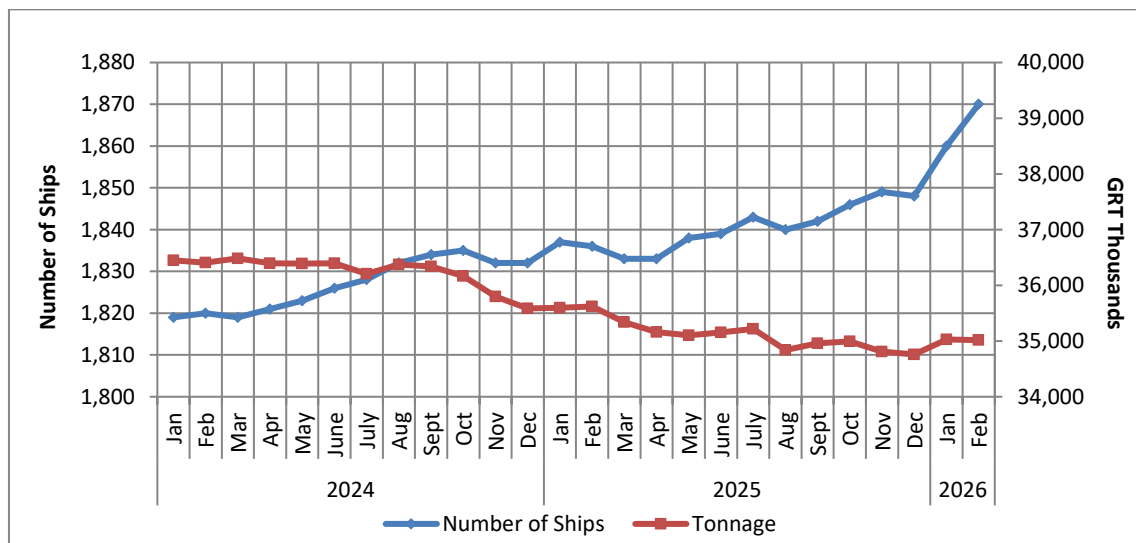


**GREEK MERCHANT FLEET:**  
**February 2026 (Provisional data)**

The Hellenic Statistical Authority (ELSTAT) announces data on the Greek Merchant Fleet (for vessels of 100 GRT<sup>1</sup> and over) for February 2026. Particularly:

- The Greek Merchant Fleet increased by 1.9% in February 2026 compared with February 2025. An increase of 0.9% was recorded in February 2025 compared with February 2024 (Table 1).
- The gross tonnage of the Greek Merchant Fleet, for vessels of 100 GRT and over, recorded a decrease of 1.7% in February 2026 compared with February 2025. A decrease of 2.2% was recorded in February 2025 compared with February 2024 (Table 1).

**Graph 1: Greek Merchant ships of 100 GRT and over: January 2024 – February 2026**



**Information on methodological issues:**

Division of Sectoral Statistics  
Section of Transport Statistics  
E. Kleftogianni  
Tel : +30 213 135 3087  
e-mail: [e.kleftogianni@statistics.gr](mailto:e.kleftogianni@statistics.gr)

**Information for data provision:**

Tel. +30 213 135 2022  
e-mail: [data.dissem@statistics.gr](mailto:data.dissem@statistics.gr)

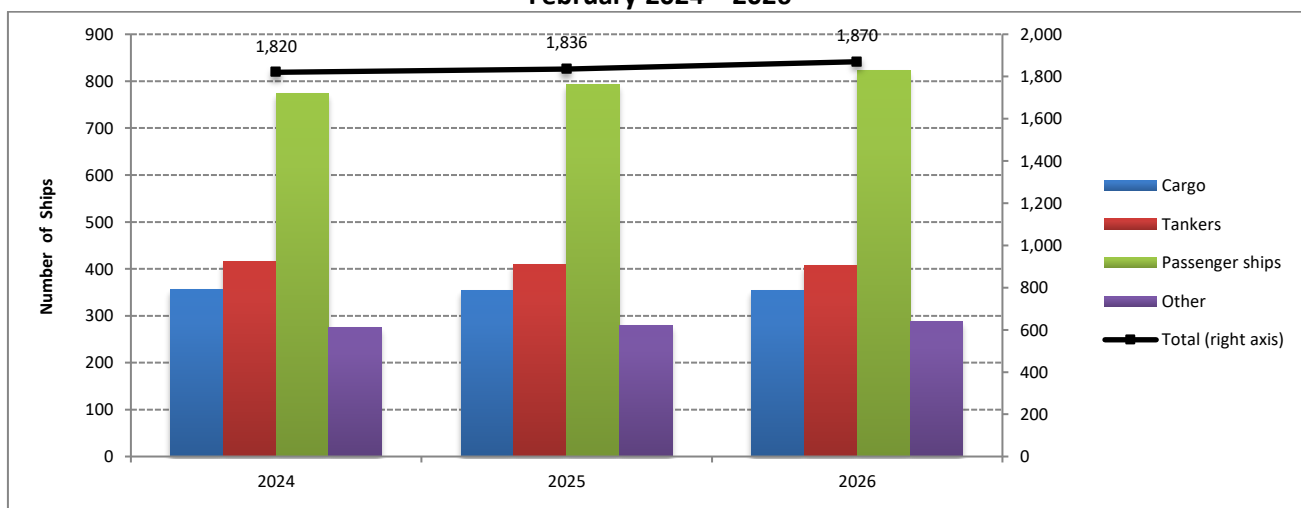
<sup>1</sup>GRT: Gross Tonnage

**Table 1: Number and tonnage of Greek Merchant ships of 100 GRT and over, by types of ships, February 2024 – 2026**

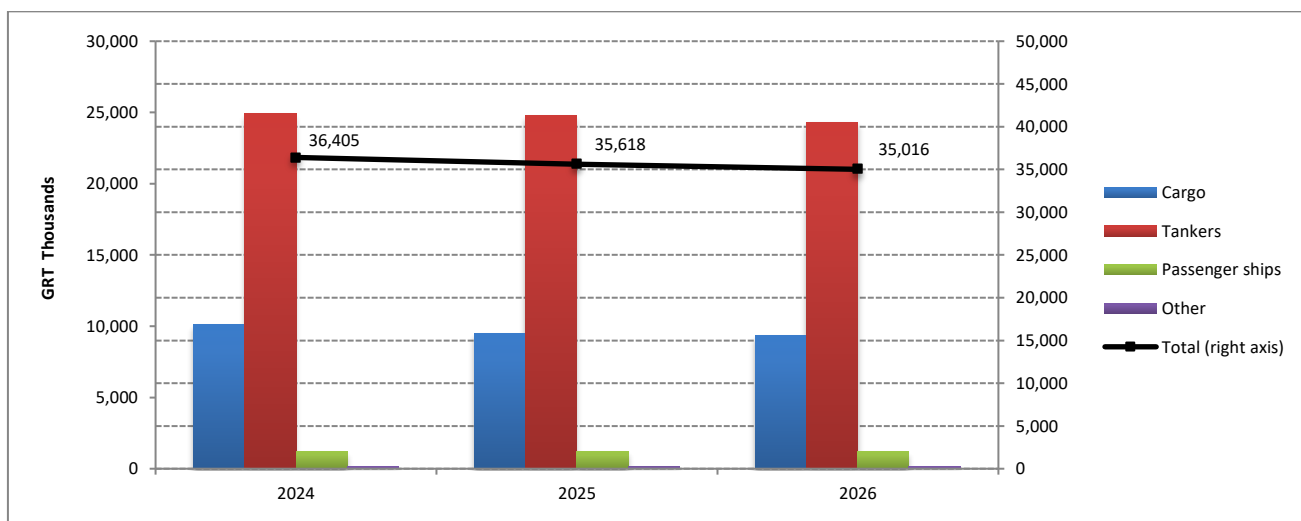
February										
Types of ships	2024*		2025		Change % 2025/2024		2026		Change % 2026/2025	
	Number of Ships	Tonnage (GRT)	Number of Ships	Tonnage (GRT)	Number of Ships	Tonnage (GRT)	Number of Ships	Tonnage (GRT)	Number of Ships	Tonnage (GRT)
<b>Total:</b>	<b>1,820</b>	<b>36,405,176</b>	<b>1,836</b>	<b>35,617,513</b>	<b>0.9</b>	<b>-2.2</b>	<b>1,870</b>	<b>35,015,863</b>	<b>1.9</b>	<b>-1.7</b>
<b>Cargo</b>	355	10,128,231	354	9,510,712	-0.3	-6.1	353	9,324,784	-0.3	-2.0
<b>Tankers</b>	416	24,916,778	410	24,757,526	-1.4	-0.6	408	24,331,440	-0.5	-1.7
<b>Passenger ships</b>	774	1,216,973	792	1,206,426	2.3	-0.9	822	1,212,340	3.8	0.5
<b>Other</b>	275	143,194	280	142,849	1.8	-0.2	287	147,299	2.5	3.1

\*revised

**Graph 2a: Number of Greek Merchant ships of 100 GRT and over, by types of ships, February 2024 – 2026**



**Graph 2b: Tonnage of Greek Merchant Ships of 100 GRT and over, by types of ships, February 2024 – 2026**

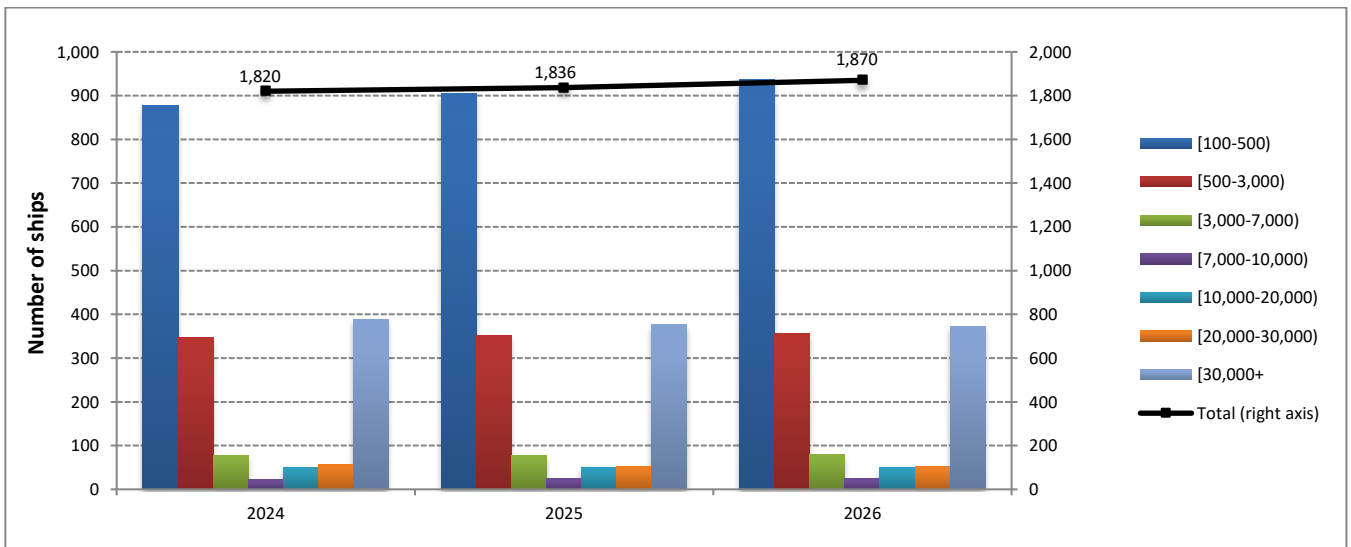


**Table 2: Distribution of the Greek Merchant ships of 100 GRT and over, by tonnage groups, February 2024 – 2026**

February										
Tonnage Groups	2024*		2025		Change % 2025/2024		2026		Change % 2026/2025	
	Number of Ships	Tonnage (GRT)	Number of Ships	Tonnage (GRT)	Number of Ships	Tonnage (GRT)	Number of Ships	Tonnage (GRT)	Number of Ships	Tonnage (GRT)
<b>Total:</b>	<b>1,820</b>	<b>36,405,176</b>	<b>1,836</b>	<b>35,617,513</b>	<b>0.9</b>	<b>-2.2</b>	<b>1,870</b>	<b>35,015,863</b>	<b>1.9</b>	<b>-1.7</b>
[100-500)	877	214,508	904	221,587	3.1	3.3	937	229,786	3.7	3.7
[500-3,000)	346	437,231	351	445,354	1.4	1.9	356	455,562	1.4	2.3
[3,000-7,000)	78	345,312	78	347,068	0.0	0.5	79	349,929	1.3	0.8
[7,000-10,000)	23	191,805	24	199,985	4.3	4.3	24	199,224	0.0	-0.4
[10,000-20,000)	50	712,505	49	703,501	-2.0	-1.3	49	707,779	0.0	0.6
[20,000-30,000)	57	1,504,339	53	1,390,957	-7.0	-7.5	52	1,348,323	-1.9	-3.1
[30,000+)	389	32,999,476	377	32,309,061	-3.1	-2.1	373	31,725,260	-1.1	-1.8

\*Revised

**Graph 3: Distribution of Greek Merchant ships of 100 GRT and over, by tonnage groups, February 2024 – 2026**

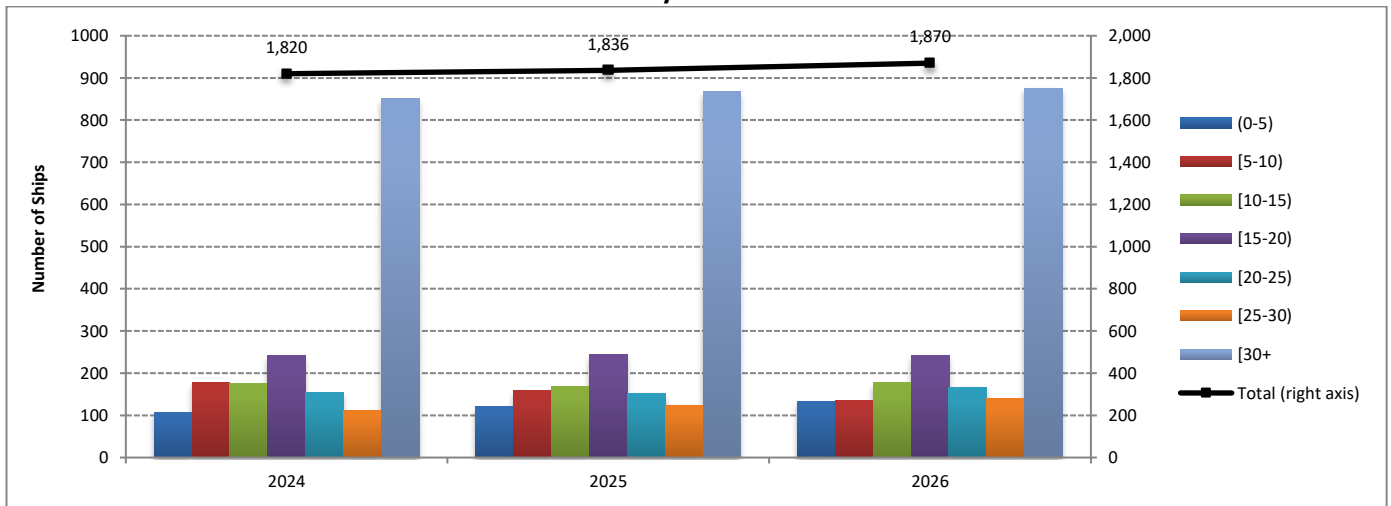


**Table 3: Distribution of Greek Merchant ships of 100 GRT and over, by age groups, February 2024 – 2026**

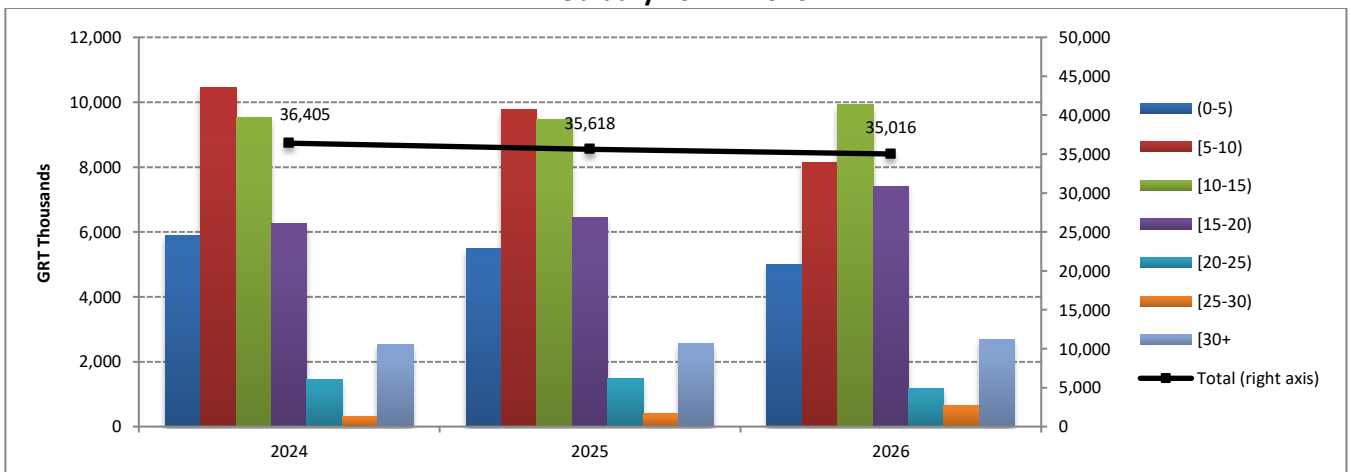
February										
	2024*		2025		Change % 2025/2024		2026		Change % 2026/2025	
Age Groups	Number of Ships	Tonnage (GRT)	Number of Ships	Tonnage (GRT)	Number of Ships	Tonnage (GRT)	Number of Ships	Tonnage (GRT)	Number of Ships	Tonnage (GRT)
<b>Total:</b>	<b>1,820</b>	<b>36,405,176</b>	<b>1,836</b>	<b>35,617,513</b>	<b>0.9</b>	<b>-2.2</b>	<b>1,870</b>	<b>35,015,863</b>	<b>1.9</b>	<b>-1.7</b>
<b>(0-5)</b>	107	5,880,136	122	5,495,775	14.0	-6.5	134	4,989,259	9.8	-9.2
<b>[5-10)</b>	179	10,453,688	158	9,768,021	-11.7	-6.6	135	8,149,677	-14.6	-16.6
<b>[10-15)</b>	176	9,522,881	169	9,477,363	-4.0	-0.5	177	9,936,406	4.7	4.8
<b>[15-20)</b>	241	6,253,898	245	6,444,890	1.7	3.1	242	7,414,969	-1.2	15.1
<b>[20-25)</b>	154	1,437,757	151	1,476,344	-1.9	2.7	165	1,177,638	9.3	-20.2
<b>[25-30)</b>	112	323,491	124	394,419	10.7	21.9	141	656,261	13.7	66.4
<b>[30+)</b>	851	2,533,325	867	2,560,701	1.9	1.1	876	2,691,653	1.0	5.1

\*revised

**Graph 4a: Distribution of Greek Merchant ships 100 GRT and over, by age groups, February 2024 – 2026**



**Graph 4b: Tonnage of Greek Merchant ships of 100 GRT and over, by age groups, February 2024 – 2026**



## METHODOLOGICAL NOTES

<b>Greek Merchant Fleet Survey</b>	The Survey on the Greek Merchant Fleet is conducted on a monthly basis since 1964 without any major methodological changes ever since. The purpose of the survey is to fully record statistical data on the number and basic characteristics of the Greek merchant ships, thus depicting the evolution over the course of time of the Greek merchant fleet.
<b>Legal Framework</b>	The survey is conducted in compliance with the joint Ministerial Decision (No 6792/G-81/11-4-97), signed by the Minister of National Economy and the Minister of Mercantile Marine.
<b>Reference Period</b>	The results of the survey refer <u>to the end of February 2026</u> .
<b>Coverage</b>	The survey covers all domestic Port Authorities, as well as Greek Consular Port Authorities abroad, which keep ship registers. These Authorities have to send a report on a monthly basis to the Hellenic Statistical Authority (ELSTAT), pertaining to the changes in the Greek merchant ships registered in their ship registers.
<b>Definitions</b>	<p><b>Merchant ship:</b> Seagoing self-propelled vessel, at least 10 GRT, designed for the carriage of goods, transport of passengers, for fishing, towing or specially fitted out for other commercial maritime activities.</p> <p><b>Greek merchant fleet:</b> The total number of the merchant ships under Greek flag. The Greek flag carried by these ships means that all their maritime activities (subsidies for ship building, cargo limitations and other tax provisions) are governed by commercial and economic rules which are laid down by the respective Greek authorities.</p> <p><b>Gross Register Tonnage (GRT):</b> Refers to the spaces within the hull and of the enclosed spaces above the deck which are available for carrying goods, food, passengers and crew, GRT is equal to the volume of 100 cubic feet or 2.83 m<sup>3</sup>.</p> <p><b>Net Register Tonnage (NRT):</b> It is derived from the gross tonnage by deducting allowances in respect of spaces used for the crew, navigating and propelling machinery, fuel and water ballasts, and other spaces not used for passengers or cargo.</p> <p><b>Age of ship:</b> indicated by the year of original construction of the hull or that of the hull containing the engine room.</p>
<b>Methodology</b>	<p>It is an exhaustive survey conducted by all domestic Port Authorities and Greek Consular Port Authorities abroad, which report to ELSTAT, on a monthly basis, on changes in the ships pertaining to: a) new registrations of ships in the ship registers, b) change in the name of a ship, c) change of ownership, d) transfers to or from a different port, e) deletion of a ship from a ship's register, f) final measurement – remeasurement of ships, g) replacement of the ship's engine.</p> <p>All these data, after being dully processed, are used to update, through a specially designed software application, the Official Register of Greek Merchant Ships. This Register is used for the production of monthly and annual statistical results.</p>
<b>References</b>	More information (tables, charts) about the Survey on the Greek Merchant Fleet is available on ELSTAT's website ( <a href="http://www.statistics.gr">www.statistics.gr</a> ) and more specifically at the link: <a href="https://www.statistics.gr/en/statistics/-/publication/SMA27-">https://www.statistics.gr/en/statistics/-/publication/SMA27-</a>