



PRESS RELEASE

ISSUING OF MOTOR VEHICLE LICENSES: OCTOBER 2022

The Hellenic Statistical Authority announces that in October 2022, 14,740 road motor cars (both new and used from abroad) were put into circulation for the first time, recording a 0.3% increase compared with the corresponding month of 2021 when the number of road motor cars was 14,698. In October 2021, an 11.5% increase had been observed in comparison with the corresponding month of 2020 (Table 1, Graphs 1,2,3,5). A total number of 8,692 new cars were put into circulation in October 2022 compared with 7,250 in October 2021, recording a 19.9% increase.

The new motorcycles over 50cc (both new and used from abroad) that were put into circulation for the first time in October 2022 amounted to 4,001, against 3,598 in 2021, thus recording an 11.2% increase. In October 2021, a 6.1% increase had been observed in comparison with the corresponding month of 2020 (Table 1, Graph 4). Out of the above motorcycles 3,749 were new, while the corresponding figure in October 2021 was 3,286, recording a 14.1% increase.

During the period January - October 2022, 177,900 road motor cars (both new and used from abroad) were put into circulation for the first time, representing an increase of 4.5% compared to the corresponding period of 2021 when the number of road motor cars was 170,262. During the period January - October 2021 an increase of 22.0% had been observed in comparison with the corresponding period of 2020 (Table 3, Graphs 6,7). Out of the above number of road motor cars that were put into circulation, from January to October 2022, 99,406 were new, while the corresponding number during the respective period of 2021 was 97,107, recording a increase of 2.4%.

During the period January - October 2022 the circulation of new motorcycles over 50cc (both new and used from abroad) amounted to 53,438 against 43,468 in 2021, thus representing a 22.9% increase. An increase of 28.8% had been observed during the period January - October 2021 in comparison with the corresponding period of 2020 (Table 3, Graphs 6,7). A total number of 49,557 new motorcycles were put into circulation, from January to October 2022, compared with 39,603 during the corresponding period of 2021, recording a 25.1% increase.

Information on methodological issues:

Sectoral Statistics Division

Transport Statistics Section

Pota Tzortzi, Konstantinos Menexes

Tel: +30 213 135 2187, +30 213 135 3055

e-mail: p.tzortzi@statistics.gr, k.menexes@statistics.gr

Information for data provision:

Tel: +30 213 135 2022

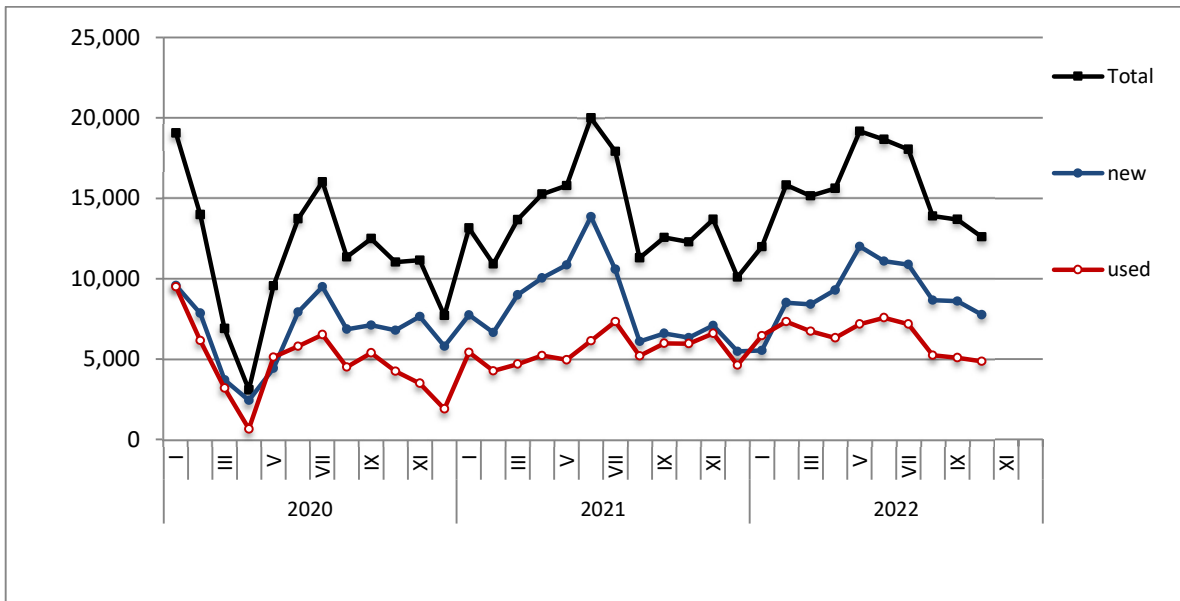
e-mail: data.dissem@statistics.gr

Table 1. Road motor vehicles, both new and used, put into circulation for the first time in Greece: October 2020 - 2022															
Category of Road Motor Vehicles	October									Change (%)					
	2020			2021			2022			2021/2020			2022/2021		
	Total	New	Used	Total	New	Used	Total	New	Used	Total	New	Used	Total	New	Used
Greece, total															
Road Motor Vehicles,total	16,572	10,515	6,057	18,296	10,536	7,760	18,741	12,441	6,300	10.4%	0.2%	28.1%	2.4%	18.1%	-18.8%
1. Road motor cars	13,181	7,443	5,738	14,698	7,250	7,448	14,740	8,692	6,048	11.5%	-2.6%	29.8%	0.3%	19.9%	-18.8%
Passenger Cars	11,032	6,786	4,246	12,282	6,331	5,951	12,606	7,754	4,852	11.3%	-6.7%	40.2%	2.6%	22.5%	-18.5%
Buses	187	30	157	100	32	68	64	11	53	-46.5%	6.7%	-56.7%	-36.0%	-65.6%	-22.1%
Lorries	1,962	627	1,335	2,316	887	1,429	2,070	927	1,143	18.0%	41.5%	7.0%	-10.6%	4.5%	-20.0%
2. Motorcycles > 50 cc	3,391	3,072	319	3,598	3,286	312	4,001	3,749	252	6.1%	7.0%	-2.2%	11.2%	14.1%	-19.2%
Prefecture of Attica															
Road Motor Vehicles,total	9,100	6,656	2,444	9,569	6,449	3,120	10,927	8,222	2,705	5.2%	-3.1%	27.7%	14.2%	27.5%	-13.3%
1. Road motor cars	7,300	5,002	2,298	7,690	4,691	2,999	8,784	6,146	2,638	5.3%	-6.2%	30.5%	14.2%	31.0%	-12.0%
Passenger Cars	6,427	4,600	1,827	6,671	4,111	2,560	7,727	5,458	2,269	3.8%	-10.6%	40.1%	15.8%	32.8%	-11.4%
Buses	113	15	98	27	6	21	12	2	10	-76.1%	-60.0%	-78.6%	-55.6%	-66.7%	-52.4%
Lorries	760	387	373	992	574	418	1,045	686	359	30.5%	48.3%	12.1%	5.3%	19.5%	-14.1%
2. Motorcycles > 50 cc	1,800	1,654	146	1,879	1,758	121	2,143	2,076	67	4.4%	6.3%	-17.1%	14.1%	18.1%	-44.6%

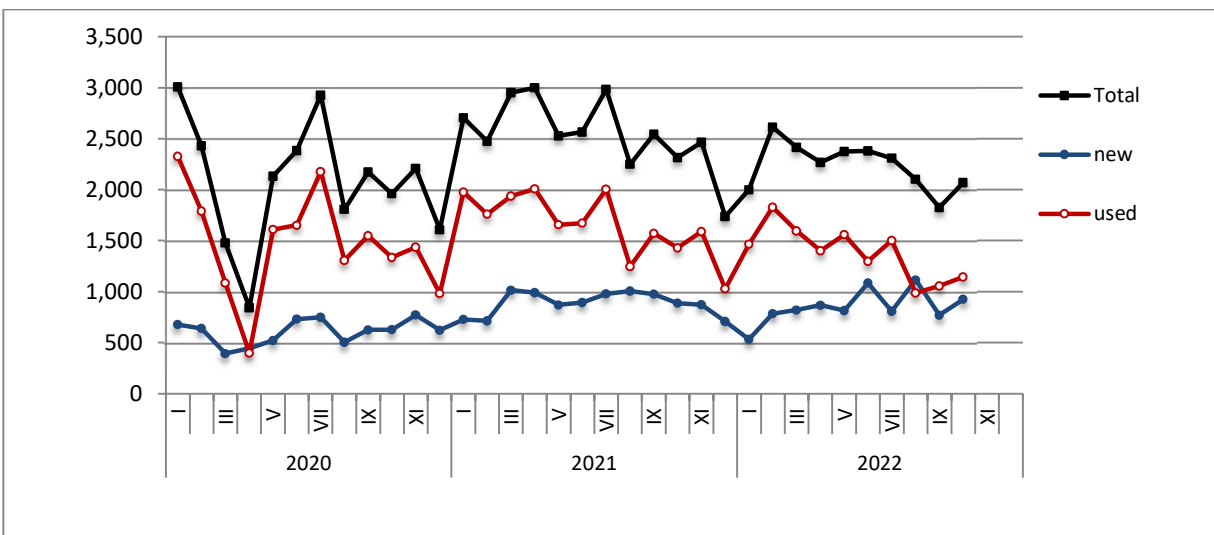
Table 2. Road motor vehicles, both new and used, put into circulation for the first time in Greece: November 2020 – October 2022

Category of Road Motor Vehicles	Average Nov. 2020 - Oct. 2021			Average Nov. 2021 - Oct. 2022			Change (%)		
	Average Nov. 2021 - Oct. 2022 / Average Nov. 2020 - Oct. 2021								
	Total	New	Used	Total	New	Used	Total	New	Used
Greece, total									
Road Motor Vehicles,total	20,127	13,003	7,124	22,081	14,004	8,077	9.7%	7.7%	13.4%
1. Road motor cars	16,104	9,332	6,772	17,182	9,471	7,711	6.7%	1.5%	13.9%
Passenger Cars	13,469	8,428	5,041	14,864	8,606	6,258	10.4%	2.1%	24.1%
Buses	124	33	91	105	23	82	-15.3%	-30.3%	-9.9%
Lorries	2,511	871	1,640	2,213	842	1,371	-11.9%	-3.3%	-16.4%
2. Motorcycles > 50 cc	4,023	3,671	352	4,899	4,533	366	21.8%	23.5%	4.0%

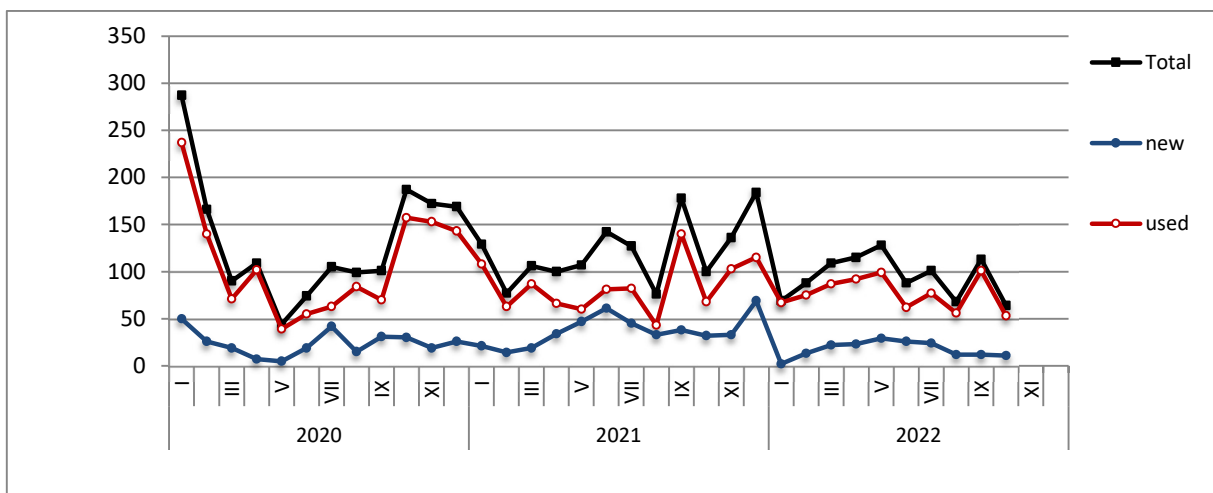
Graph 1: Passenger Cars (January 2020 – October 2022)



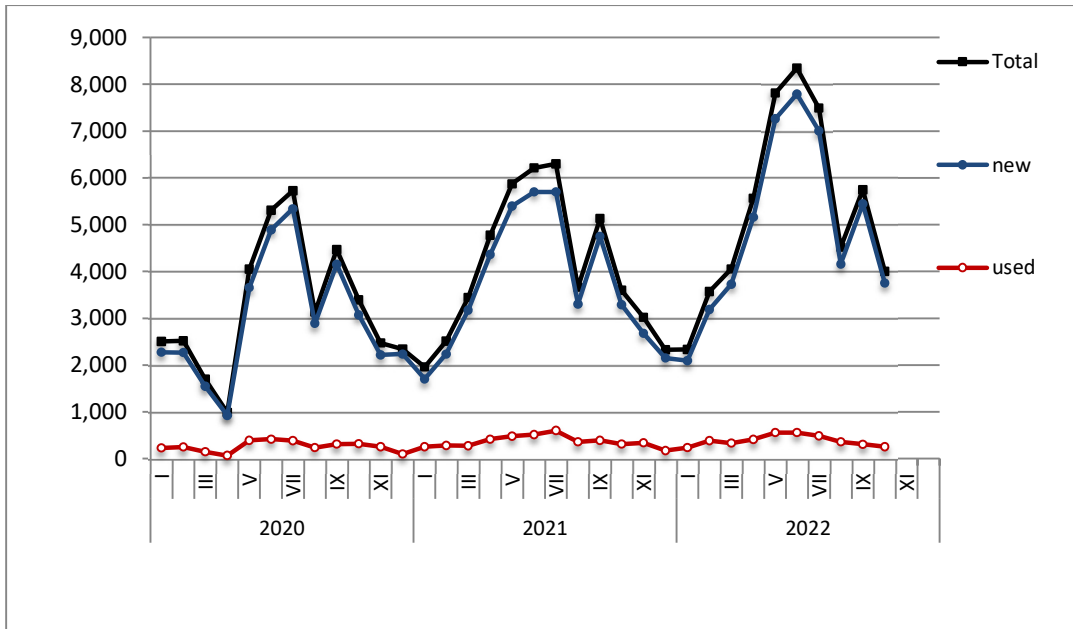
Graph 2: Lorries (January 2020 – October 2022)



Graph 3: Buses (January 2020 – October 2022)



Graph 4: Motorcycles (January 2020 – October 2022)



Graph 5: New Registrations of Motor Vehicles (October 2022)

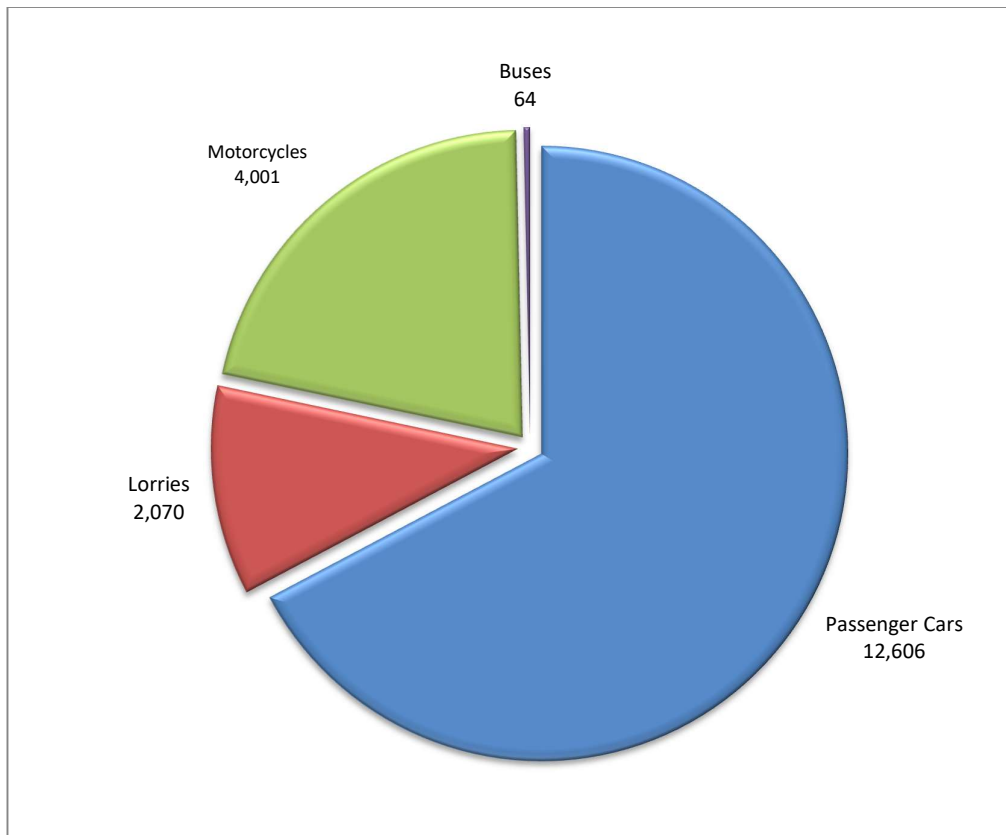
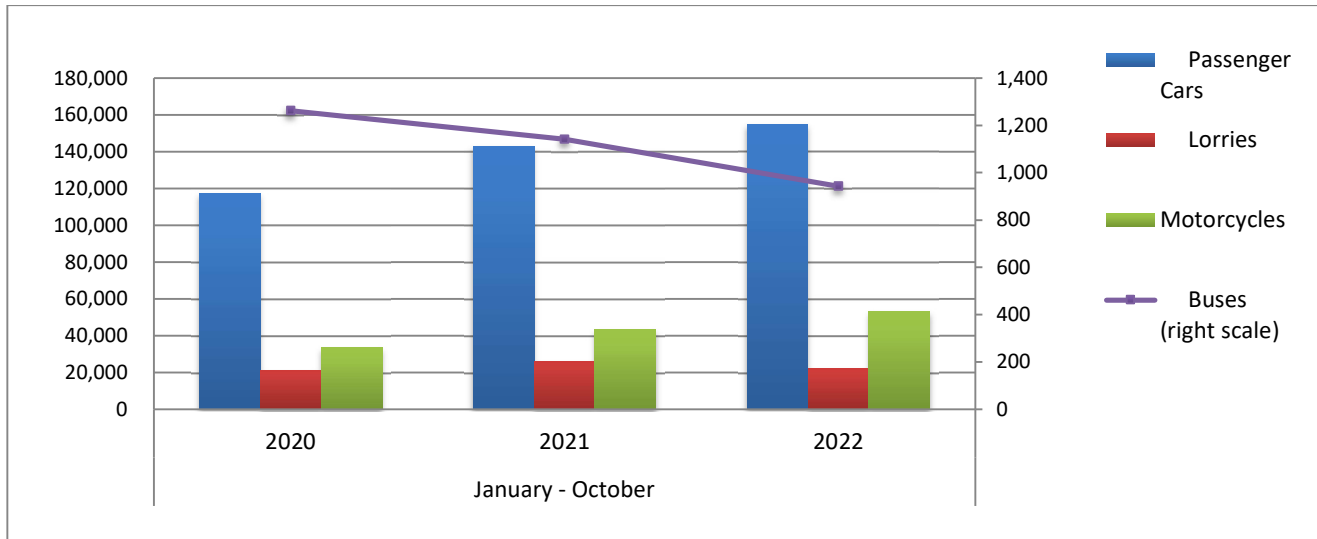


Table 3. Road motor vehicles, both new and used, put into circulation for the first time in Greece: January - October, years 2020 till 2022															
Category of Road Motor Vehicles	January - October									Change (%)					
	2020			2021			2022			2021/2020			2022/2021		
	Total	New	Used	Total	New	Used	Total	New	Used	Total	New	Used	Total	New	Used
Greece, total															
Road Motor Vehicles, total	173,355	103,333	70,022	213,730	136,710	77,020	231,338	148,963	82,375	23.3%	32.3%	10.0%	8.2%	9.0%	7.0%
1. Road motor cars	139,594	72,323	67,271	170,262	97,107	73,155	177,900	99,406	78,494	22.0%	34.3%	8.7%	4.5%	2.4%	7.3%
Passenger Cars	117,191	66,167	51,024	142,804	87,708	55,096	154,600	90,710	63,890	21.9%	32.6%	8.0%	8.3%	3.4%	16.0%
Buses	1,262	244	1,018	1,142	344	798	943	174	769	-9.5%	41.0%	-21.6%	-17.4%	-49.4%	-3.6%
Lorries	21,141	5,912	15,229	26,316	9,055	17,261	22,357	8,522	13,835	24.5%	53.2%	13.3%	-15.0%	-5.9%	-19.8%
2. Motorcycles > 50 cc	33,761	31,010	2,751	43,468	39,603	3,865	53,438	49,557	3,881	28.8%	27.7%	40.5%	22.9%	25.1%	0.4%
Prefecture of Attica															
Road Motor Vehicles, total	85,554	62,483	23,071	112,050	83,412	28,638	124,324	91,305	33,019	31.0%	33.5%	24.1%	11.0%	9.5%	15.3%
1. Road motor cars	69,319	46,949	22,370	92,031	64,327	27,704	100,741	68,704	32,037	32.8%	37.0%	23.8%	9.5%	6.8%	15.6%
Passenger Cars	61,916	43,477	18,439	81,616	58,932	22,684	90,302	62,677	27,625	31.8%	35.5%	23.0%	10.6%	6.4%	21.8%
Buses	466	102	364	305	99	206	354	77	277	-34.5%	-2.9%	-43.4%	16.1%	-22.2%	34.5%
Lorries	6,937	3,370	3,567	10,110	5,296	4,814	10,085	5,950	4,135	45.7%	57.2%	35.0%	-0.2%	12.3%	-14.1%
2. Motorcycles > 50 cc	16,235	15,534	701	20,019	19,085	934	23,583	22,601	982	23.3%	22.9%	33.2%	17.8%	18.4%	5.1%

Graph 6. New Motor Vehicles Circulation Licenses: January – October, years 2020 till 2022



Graph 7. New Registrations of Motor Vehicles: January – October 2022

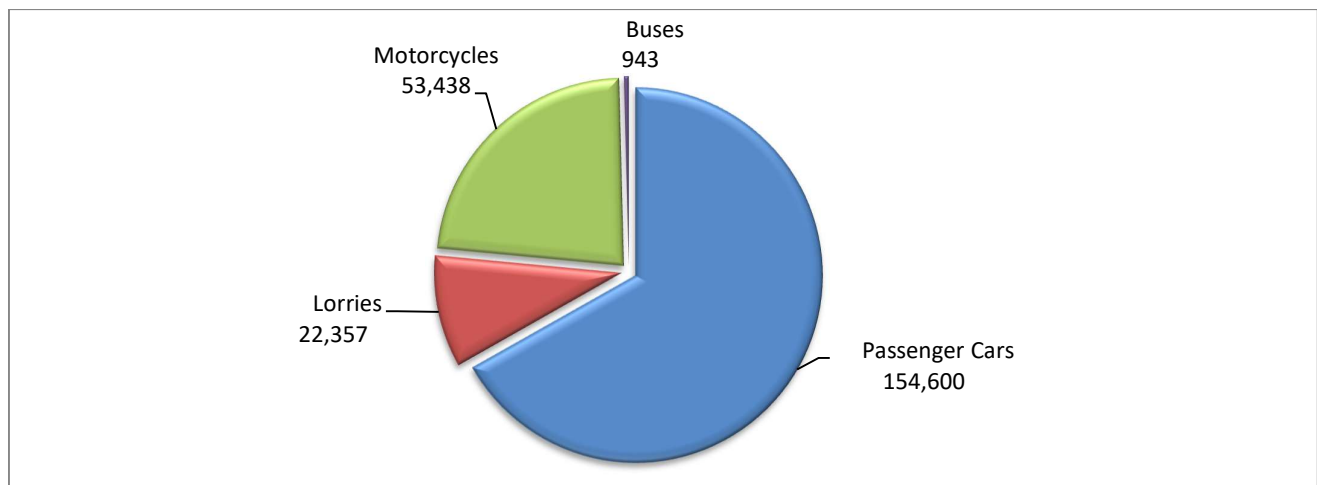


Table 4
Sales of new and used passenger cars by make: October 2022 and January - October 2022

Make	Passenger cars			
	October		January - October	
	new	used	new	used
ALFA ROMEO	34	51	192	539
ALPINA	-	-	2	2
ALPINE	-	-	-	1
ASTON MARTIN	-	-	-	1
AUDI	163	87	2,629	964
AUSTIN	-	-	-	1
BENTLEY	-	-	4	1
BMW	424	128	3,473	1,502
BURSTNE	-	-	-	1
CADILLAC	-	-	-	3
CAPRON	1	1	5	6
CARTHAGO	-	-	1	-
CHAUSSON	-	-	1	-
CHEVROLET	-	18	-	350
CHRYSLER	-	-	-	7
CITROEN	138	181	1,062	2,520
CITROEN / DS	26	11	2,272	212
CUPRA	20	-	352	2
DACIA	427	125	2,640	1,625
DAIHATSU	-	-	-	16
DETHLEFFS	-	-	-	1
DODGE	-	-	-	2
DS	146	1	1,181	18
ETRUSCO	-	-	1	-
EURA MOBIL	-	-	-	1
FERRARI	-	3	1	18
FIAT	250	236	4,235	3,392
FORD	326	361	3,258	4,325
FIAT	11	-	11	-
GENERAL MOTORS	-	-	-	1
HOBBY	-	-	-	3
HOBBY WOHNWAGEN	-	1	-	1
HONDA	42	50	270	518
HYMER	-	1	-	4
HYUNDAI	717	413	7,896	5,748
IVECO S.p.a/LAIKA CARAVANS SpA	-	-	-	2
JAGUAR	5	6	108	83
JEEP	68	27	1,607	302
JIAYUAN	-	-	1	-
KARMANN-MOBIL	-	-	-	1
KERABOSS	-	-	2	1
KIA	220	80	4,071	1,305
KNAUS	-	-	-	7
LADA	-	-	-	6
LAMBORGHINI	-	1	4	8
LANCIA	-	3	-	63
LAND ROVER	18	25	443	484

Table 4 (cont)
Sales of new and used passenger cars by make: October 2022 and January - October 2022

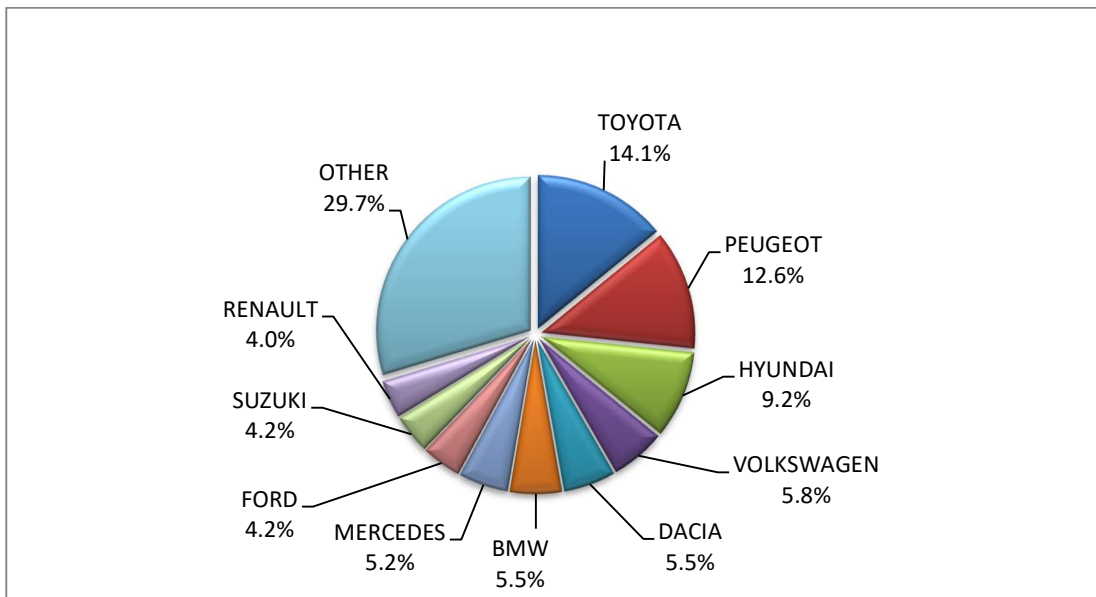
Make	Passenger cars			
	October		January - October	
	new	used	new	used
LES DAUPHINS	-	-	-	1
LEVC	-	-	4	-
LEXUS	14	6	152	60
LMC	-	-	-	1
LOTUS	-	-	-	3
MASERATI	2	4	19	16
MAZDA	51	19	577	276
MC LOUIS S.P.A	-	-	-	1
MERCEDES	407	285	4,277	2,909
MERCEDES ¹	-	-	21	-
MINI	163	49	1,483	397
MINI MAFER	-	-	-	1
MITSUBISHI	7	69	501	809
MOBILVETTA DESI	-	-	-	1
MOOVEO	-	-	-	1
MORGAN	-	-	-	1
NISSAN	177	364	2,582	4,675
NISSAN ¹	5	-	26	-
OPEL	128	330	5,263	4,620
PEUGEOT	974	262	8,200	3,867
PEUGEOT ¹	-	-	1	-
PEUGEOT ²	-	-	24	-
PORSCHE	15	18	136	314
POSSL	-	-	1	-
QUATTRO	-	-	-	1
RANGE ROVER	2	3	2	32
RENAULT	311	582	3,075	7,381
RIMOR	-	1	1	1
ROLLER TEAM	-	-	1	-
RENAULT	-	-	-	1
SAAB	-	1	-	9
SEAT	89	42	906	659
SKODA	224	141	2,431	1,530
SMART	-	103	35	1,473
SSANGYONG	-	1	-	11
SUBARU	5	3	74	56
SUN LIVING	-	-	-	1
SUZUKI	324	105	3,297	1,498
TATA	-	-	-	1
TESLA	55	3	445	24
TOYOTA	1,092	395	13,158	5,860
TRIGANO	-	-	-	2
TRIUMPH	-	-	-	1
VOLKSWAGEN	451	241	6,748	3,189
VOLVO	222	15	1,544	157
WEINSBERG	-	-	-	3

Table 4 (cont)
Sales of new and used passenger cars by make: October 2022 and January - October 2022

Make	Passenger cars			
	October		January - October	
	new	used	new	used
ZHIDOU, ZD, ELARIS	-	-	4	-
TOTAL	7,754	4,852	90,710	63,890

- 1 : With 2nd/3rd stage manufacturer in Greece.
- 2 : With 2nd/3rd stage manufacturer abroad.

Graph 8. Sales of new passenger cars by make (October 2022)



Graph 9. Sales of new passenger cars by make (January – October 2022)

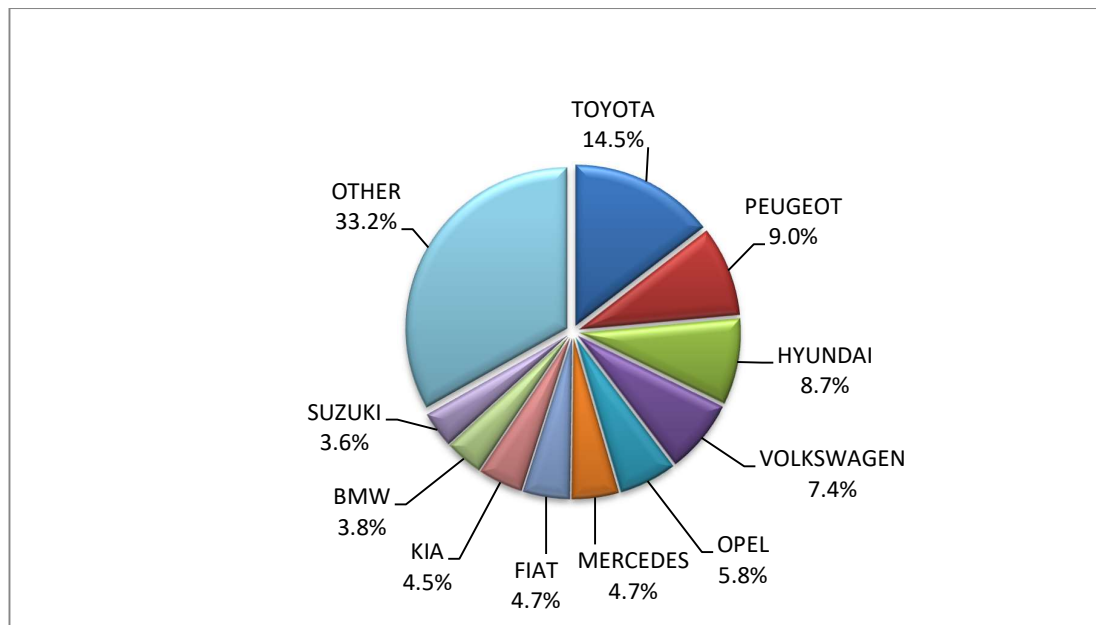


Table 5
Sales of new and used lorries by make: October 2022 and January - October 2022

Make	Lorries			
	October		January - October	
	new	used	new	used
AIXAM	-	-	-	1
ASIA MOTOR	-	-	-	1
ASTRA Veicoli Industriali S.p.A TRUCK NET	-	-	1	-
AUDI	-	1	-	2
BMW	-	-	-	1
BYD	-	-	3	-
CHEVROLET	-	-	-	1
CHRYSLER	-	-	-	3
CITROEN	61	32	520	466
DACIA	-	2	-	46
DAF	2	32	7	445
DAF ¹	5	-	44	1
DAIHATSU	-	-	-	3
DFSK MOTOR CO.L	-	-	-	1
DODGE	-	-	-	4
FCA US LLC	-	-	-	2
FIAT	215	107	2,062	1,244
FIAT SOMMER GMBH	-	-	15	-
FIAT DUCATO ¹	1	-	1	-
FIAT- IVECO	-	-	-	19
FORD	203	157	1,508	1,754
FORD ¹	-	-	44	1
FUJI HEAVY	-	1	-	1
FUSO	-	1	-	2
GINAF	-	-	-	2
GOUPIL	-	-	1	-
GOUPIL, MEGA, POLARIS, GEM	1	-	2	-
HYUNDAI	-	2	-	21
ISUZU	14	16	137	119
ISUZU ¹	-	-	2	-
IVECO	1	16	24	247
IVECO ¹	3	-	42	-
IVECO ²	-	-	-	1
IVECO MAGIRUS	-	1	-	22
JEEP	8	-	78	10
KASSBOHRER	-	-	1	-
KIA	-	-	-	7
KIEFER	-	-	-	1
LADA	-	-	-	1
LAND ROVER	-	1	3	10
LEVC	1	-	10	-
MAHINDRA	-	-	-	1
MAN	-	69	11	778
MAN ¹	2	-	27	2

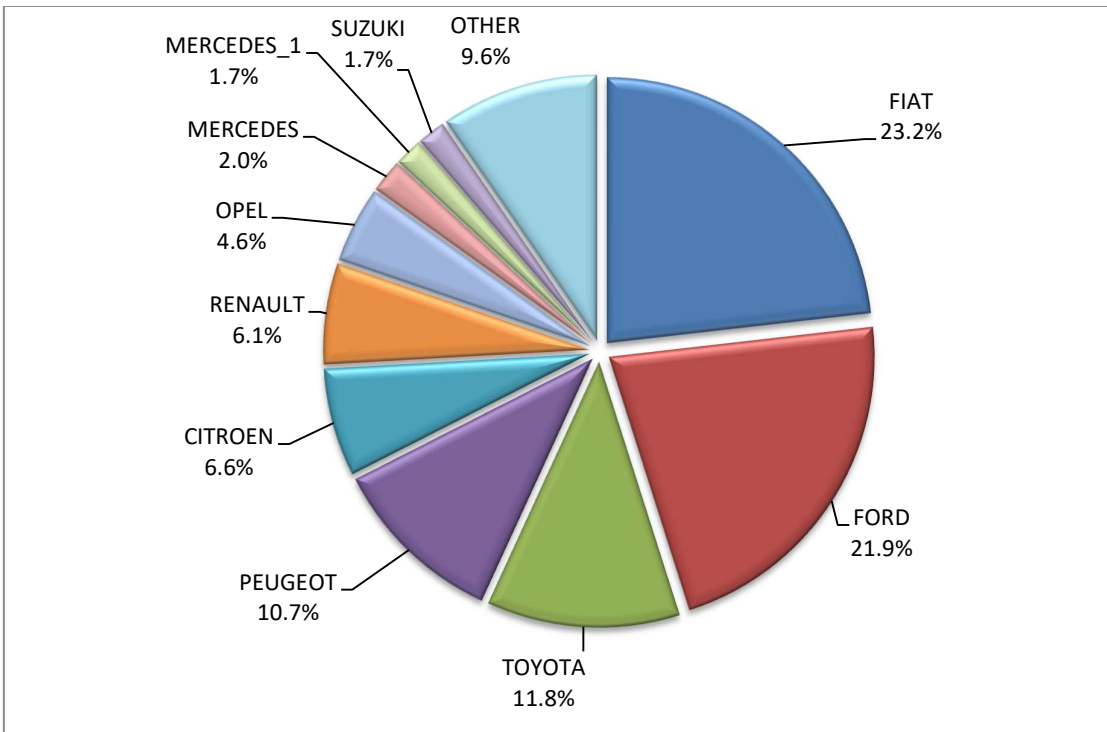
Table 5 Cont)
Sales of new and used lorries by make: October 2022 and January - October 2022

Make	Lorries			
	October		January - October	
	new	used	new	used
MAXUS ¹	1	-	1	-
MAXUS, LDV	1	-	12	1
MAZDA	-	2	-	21
MERCEDES	19	236	262	3,238
MERCEDES ¹	16	-	195	13
MERCEDES ²	-	-	1	1
MITSUBISHI	-	16	164	302
MITSUBISHI ¹	5	-	68	-
NISSAN	4	46	74	446
NISSAN ¹	1	-	4	-
OPEL	43	45	443	521
OVRIGA	-	-	-	1
PEUGEOT	99	33	698	497
PEUGEOT ¹	15	1	76	3
PFAU	-	-	-	4
PIAGGIO	5	3	23	25
PIAGGIO ¹	-	-	10	-
POLARIS	1	-	2	-
RAM	-	-	-	1
RENAULT	57	90	209	1,031
SCANIA	2	67	29	664
SCANIA ¹	-	-	4	2
SCATTOLINI, NISSAN	-	1	-	1
SEAT	-	-	-	3
SKODA	-	-	-	19
SSANGYONG	-	1	-	5
STEYER	-	-	-	2
STREET SCOOTER	-	-	-	1
SUZUKI	16	-	227	-
TECMEC A.E.B.E.	-	-	2	-
TERBERG	-	-	-	1
TOUMBAS D. & CO	-	-	1	-
TOYOTA	109	35	1,194	283
VOLKSWAGEN	7	52	172	549
VOLKSWAGEN ¹	-	-	1	-
VOLVO	5	77	56	979
VOLVO ¹	4	-	51	1
TOTAL	927	1,143	8,522	13,835

1 : With 2nd/3rd stage manufacturer in Greece.

2 : With 2nd/3rd stage manufacturer abroad.

Graph 10. Sales of new lorries by make (October 2022)



Graph 11. Sales of new lorries by make (January – October 2022)

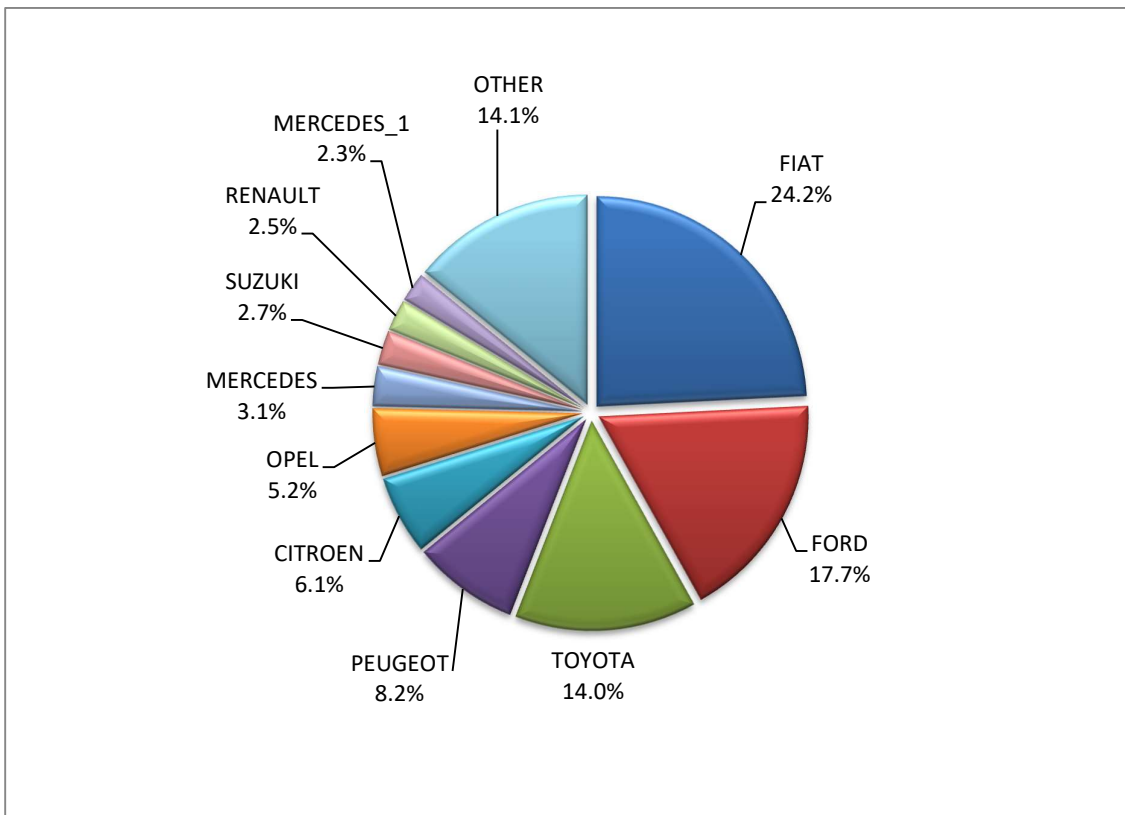


Table 6
Sales of new and used buses by make: October 2022 and January - October 2022

Make	Buses			
	October		January - October	
	new	used	new	used
AYATS	-	-	-	1
BMC	-	-	-	1
BOVA	-	4	-	34
DAF	-	-	-	1
EVOBUS	-	-	-	6
FIAT	-	-	-	2
FORD	1	1	16	18
FORD ¹	-	-	2	-
GULERYUZ	-	-	-	1
HEULIEZ BUS	-	-	-	1
IRISBUS	-	-	-	3
IRIZAR	-	-	1	-
ISUZU, ANADOLU ISUZU, TURKUAZ, TURQUOISE, AIOS, AOS, GLOBUS	-	-	5	-
ISUZU, AOS, GLOBUS	-	-	4	-
IVECO	-	1	2	9
KARSAN	-	-	1	-
MAN	4	4	4	56
MAN ²	-	-	-	2
MAN/NEOPLAN	-	-	-	4
MERCEDES	2	29	7	472
MERCEDES ¹	1	-	113	3
MERCEDES ²	2	2	15	17
MERCUS	-	-	-	2
NEOPLAN	-	1	-	15
OTOKAR	1	-	1	5
PEUGEOT	-	1	-	1
PRODIG	-	-	-	1
RENAULT	-	-	-	2
SCANIA	-	-	-	7
SETRA	-	4	-	75
TEMSA	-	6	1	17
TEMSA SKODA SABANCI	-	-	1	-
VAN HOOL	-	-	-	4
VOLKSWAGEN ²	-	-	1	1
VOLVO	-	-	-	3
XIAMEN KING LONG	-	-	-	5
TOTAL	11	53	174	769

1 : With 2nd/3rd stage manufacturer in Greece.

2 : With 2nd/3rd stage manufacturer abroad.

Graph 12. Sales of new buses by make (January – October 2022)

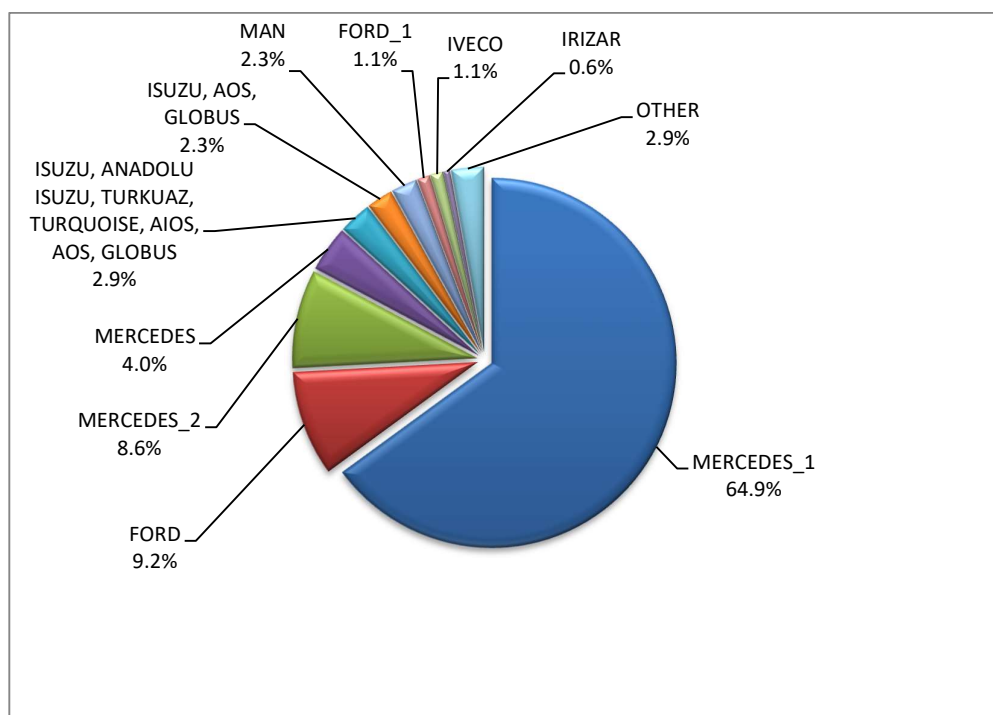


Table 7

Sales of new and used motorcycles by make or manufacturer: October 2022 and January - October 2022

Make	Motorcycles			
	October		January - October	
	new	used	new	used
ACCESS	-	-	-	1
ADIVA	-	-	-	2
AIDEA	-	-	1	-
AIXAM, MEGA, MINAUTO	-	-	-	1
APRILIA	45	3	570	66
ARENA, ELYX, MIFUN, VMOTO	2	-	11	-
ASKOLL	-	-	1	1
BAJAJ	8	-	79	1
BAOTIAN	-	-	-	1
BASHAN, AMGroup, AMGroup Bike, DON, RBIS, WORKER BEAR, Nomik ATV 2, APACHI, ISILDAR	-	-	15	-
BASHAN, APACHI, ISILDAR APACHI, ISILDAR, APACHE, ADVENTUREMOTORS	-	-	3	-
BELGARDA SPA	-	-	-	1
BENELLI	29	1	326	8
BETA	8	-	86	10
BMW	77	16	786	213
BOMBARDIER RECREATIONAL PRODUCTS ING (BRP)	-	-	8	1
BRIXTON	14	-	153	2
BRP	-	-	1	-
BSA	-	-	-	1
BUELL	-	-	-	3
CECTEK	-	-	2	-
CFMOTO	68	-	1,715	22
CFMOTO, MONDIAL, DERRACE	-	-	-	2

Table 7 (cont)

Sales of new and used motorcycles by make or manufacturer: October 2022 and January - October 2022

Make	Motorcycles			
	October		January - October	
	new	used	new	used
CHANGJIANG	-	-	1	-
CHONGOIG	-	-	-	1
CHONGQING LIFAN	-	-	-	1
CLUB CAR, LLC	-	-	-	1
DAELIM	-	-	-	5
DAYANG, DAYTONA MOTORS, NIPPONIA, DOCKER, WAYEL, SUMCO, VEEROAD, CETUR, RUTEC	-	-	50	-
DAYANG, DAYTONA MOTORS, NIPPONIA, DYMOTO, DOCKER, VEEROAD, EVO MOTORS, SUMCO, CETUR, HANSOM	5	-	55	-
DAYANG, DAYTONA MOTORS, NIPPONIA, DYMOTO, VEEROAD, EVO MOTORS, MH MOTORCYCLES, FKM, FKMOTORS	8	-	58	-
DAYANG, DAYTONA MOTORS, NIPPONIA, KUBA, VEEROAD, SUMCO, CETUR, RUTEC	62	-	898	3
DAYANG, DAYTONA MOTORS, NIPPONIA, VEEROAD, DOCKER	246	2	3,327	20
DAYANG, ECOCREMO, ECOOTER, ECOOTOR, AGM, ORCAL, SUMCO	-	-	8	-
DAYANG, NIPPONIA, DAYTONA MOTORS, VEEROAD, SUMCO, DOCKER, MH MOTORCYCLES	-	-	39	-
DAYTONA	-	1	68	2
DERBI	-	1	-	2
DMEMOTO, Elyx Smart, OPAI, DME	-	-	8	-
DONGMA	-	-	1	-
DUCATI	15	5	138	51
E-BROH	-	-	1	-
ECOOTER, ETRIX, AGM, DRAX, ORCAL, SUMCO	2	-	11	-
EFUN, ZAP	30	-	99	-
EMBUGGY, EVANGEL, The Original BeachBuggy, Beach Buggy	1	-	20	-
EMBUGGY, VINTAGE, EVANGEL	-	-	22	-
E-MOKE	-	-	1	-
ERIDER, ARNGREN	1	-	1	-
ESTRIMA	1	-	2	-
FANGPOWER, Kontio Motors	-	-	24	-
FANTIC MOTOR	1	-	6	-
FD MOTORS, FASPIDER, Daytona Motors, EVO Motors, Veeroad	2	-	85	-
FD MOTORS, FASPIDER, DAYTONA MOTORS, NIPPONIA, QUANTYA	6	-	61	-
FULU, LICHI	-	-	1	-
GASGAS	1	-	19	3
GENERIC, EXPLORER, MALANCA, KSR Moto Austria, Motron Motorrad	6	-	38	-
GILERA, PIAGGIO	-	2	-	7
GLOBAL ELECTRIC	-	-	-	1
GOLDEN LION, SAKURA, ARTISAN, ETALIAN, E-mio, Fauro, Kito, Varaneo, Viverra	2	-	13	-
GOUPIL	-	-	1	-
GPX	3	-	32	-
HARLEY DAVIDSON	-	7	11	85
HESHAN GOUJI NANLIAN MOTORCYCLE INDUSTRY, ORCAL, AJS, HERALD MOTOR COMPANY, MACBOR, MOTOBİ	-	-	1	-
HONDA	668	46	9,416	753
HOOOON, PICKMAN	1	-	4	-
HORWIN	5	-	18	-
HSUN	-	-	-	3
HSUN, HISUN, APACHI, Mx, MASAI, HYTRACK, TRAPPER, PUMAREX, GEON, ASYAMOTOR, DAYTONA MOTORS, KRAL	-	-	3	-
HUAJUE, JFC, GOKA, JOCSports	-	-	-	1

Table 7 (cont)

Sales of new and used motorcycles by make or manufacturer: October 2022 and January - October 2022

Make	Motorcycles			
	October		January - October	
	new	used	new	used
HUSQVARNA	12	6	112	27
HYOSUNG	-	-	2	-
HYOSUNG & S&T KANUNI	-	-	1	-
IANYING, TYM, XINBEN, TEYIN, RIYA,ONGYUNDA, SANBEN, ALFA, Senzo, La Souris, TCB, KENTOYA	-	-	4	-
INDIAN MOTORCYCLE	1	-	17	2
ITALJET	-	-	5	-
JCADI, TILGREEN, Grupo Invicta MOTOR, e-broh, FAURO	-	-	4	-
JIANSHE	-	-	-	1
JIAYUAN	12	-	91	2
JINCHENG	-	-	9	-
JINYI, JINYI MOTOR, DAYI MOTOR, AMGroup, AMGroup Bike, Twister Wheel, GREENWOLKE	1	-	5	-
JNEN, JUNENG, ZIPP, MOTORAN, HORS	5	-	46	-
KAWASAKI	3	2	35	75
KEEWAY	-	1	-	3
KENBO	-	-	1	-
KL	-	-	-	1
KREIDLER	-	-	-	1
KSR MOTO AUSTRI	2	-	35	-
KTM	25	10	296	125
KUBA, MH MOTORCYCLES, MGB, SHINERAY, Daytona Motors, MASH	-	-	42	1
KWANG YANG	3	-	9	7
KYBURZ	-	-	-	1
KYMCO	133	41	1,865	574
LAMBRETTA	-	-	25	1
LEONE	-	1	-	1
LIFAN	-	-	-	2
LIFAN, HONLEI, QIPAI, SKYGO, GTS, PINK, Daytona MOTORS	1	-	9	-
LIFAN, HONLEI, SKYGO, BISAN-LIFAN	-	-	1	-
Lingzhida, LINZDA, LINDN, LINYI, LONGMAO, NLIGHT	-	-	21	-
LINHAI	-	-	1	27
LINHAI, LHU, KUBA, online	-	-	-	9
LINHAI, SINNIS	-	-	8	-
LML	-	-	-	1
LOJO, SUNPULSE	-	-	1	-
LONCIN, KINLON, LONGTING, KUBA, YUKI, MONDIAL, STMAX, KANUNI, MOTORAN, ASYA, QUSWA, PUMAREX, RALLY USA, MOD, CCM	3	-	44	-
LONCIN, KUBA, RKS, ITALIKA, SUNRACE, SKY, MALAGUTI, SUPERBIKE, ROCKET, NOVELBAT, TIGREMOTO, GREEN, TRIDIAMOND	1	-	11	2
LONCIN, KUBA, RKS, ITALIKA, VOGUE, SUNRACE, SKY, MALAGUTI, ROCKET, SUPERBIKE, NOVELBAT, TRIDIAMOND	22	-	272	-
LONCIN, VOGUE, KUBA, RKS , ITALIKA, SUNRACE, SKY, MALAGUTI, SUPERBIKE, ROCKET, NOVELBAT, TIGREMOTO, GREEN	8	-	78	3
LONGJIA, ITALJET, ORCAL, BEELINE, ROMET MOTORS, GEMINI, LEXMOTO, JAHANRO, VGA, DAYTONA MOTORS	-	-	2	1
LONGJIA, ORCAL, NECO	2	-	164	-
LONGJIA, ORCAL, NECO, ALFASCOOTERS, VGA, ROMET MOTORS, RYMCO, ASUS, OVER, CAROLYN, KANUNI, BTC, TURBHO, ITALMOTO	4	-	85	1
LONGJIA, ORCAL, NECO, ROUTER, VGA, BARTON, MOTORS, moretti, CAROLYN, KANUNI, BTC, AGM, ALFASCOOTERS, ROMET MOTORS	-	-	-	10

Table 7 (cont)

Sales of new and used motorcycles by make or manufacturer: October 2022 and January - October 2022

Make	Motorcycles			
	October		January - October	
	new	used	new	used
LONGJIA, ORCAL, NECO, VGA, Gemini	5	-	25	-
LONGJIA, ORCAL, NECO, VGA, ROMET MOTORS, ROUTER, lexmoto, Gemini, MH, motorcycles	1	-	11	-
LONGJIA, ORCAL, TNT MOTOR, BEELINE, VGA, ITALJET, GEMINI, lexmoto, Jahanro, italo, NECO	-	-	3	-
LUQI, TWISTER WHEEL, SPYDER WHEELZ, DJJD, GTS, TEKUON, Eway, Emoto, Bikers, i-coco	-	-	1	-
LVNENG	1	-	12	-
MACBOR,RVM,COLOVE,ORCAL,DAYTONA MOTORS,ZF-KY,Lexmoto,OVER BIKES,YUKI, AJS	8	-	103	-
MALAGUTI	19	-	286	13
MBK	2	3	6	6
MELEX	-	-	5	-
MG MOTO	-	1	-	1
MGK HM	177	1	823	9
MILG	-	-	2	-
MODEN, BTC, Motowell, COLIBRI,VIARELLI	-	-	1	-
MONTESA HONDA	-	-	-	1
MOTO GUZZI	5	2	54	7
MOTO MORINI	1	-	22	-
MOTRON MOTORRAD, ZONGSHEN	2	-	10	-
MV AGUSTA	1	-	8	5
N.S.U	-	-	-	1
NACIONAL MOTOR SAU	-	-	-	1
NEV, N, FLYBO, JM, MALON, Herox, Baoya, ZILENT	-	-	-	1
NIU, NUUV	10	-	91	1
OPAI	-	-	7	-
ORCAL, SOMOTO, AJS, SENKE, HERALD, ITALJET, WACCO, MOTOBİ, CLEVELAND CYCLEWERKS ACE, MERCURY, SAXXX, SFM	-	-	1	-
PEUGEOT	1	-	8	29
PGO	-	-	-	1
PIAGGIO	658	24	7,472	417
PILOT CAR	-	-	1	-
PIONEER, LEXMOTO, PULSE,BULLIT, HERALD, WOTTAN, EURO MOTORS, VERVEMOTO, SP BIKE, EXPLORER, RIDE	-	-	1	-
POLARIS	2	-	111	4
QINGQI	-	-	-	1
QINGQI, I-MOTO	-	-	1	-
QINGQI, KADIRGA	-	-	3	-
QINGQI, PIONEER, KENROD, PEUGEOT	-	-	-	1
QJ, QJIANG, KEEWAY, LEONE	-	-	6	3
QJ, QJIANG, GENERIC, MTR, RIDE	-	-	2	-
QJ, QJIANG, KEEWAY, LEONE, KUBA, RKS, BENELLI, VENGO,QJMOTOR, B MOTOBİ, ONLINE	4	-	13	-
QJ, QJIANG, KEEWAY, LEONE, KUBA, RKS, TELL, EMPIRE KEEWAY, BENELLI, VENGO	-	-	7	-
QJ, QJIANG, KEEWAY, LEONE, KUBA, RKS, tell, VENGO	2	-	8	-
QJ, QJIANG, KEEWAY, LEONE, RKS, BENELLI, EMPIRE KEEWAY, KUBA	-	-	10	-
QUADRO, QUADRO VEHICLES	-	-	1	1
RAY ELECTRIC MOTORS	1	-	8	-
REDMOTO	-	-	3	1
RENAULT	-	-	-	10

Table 7 (cont)

Sales of new and used motorcycles by make or manufacturer: October 2022 and January - October 2022

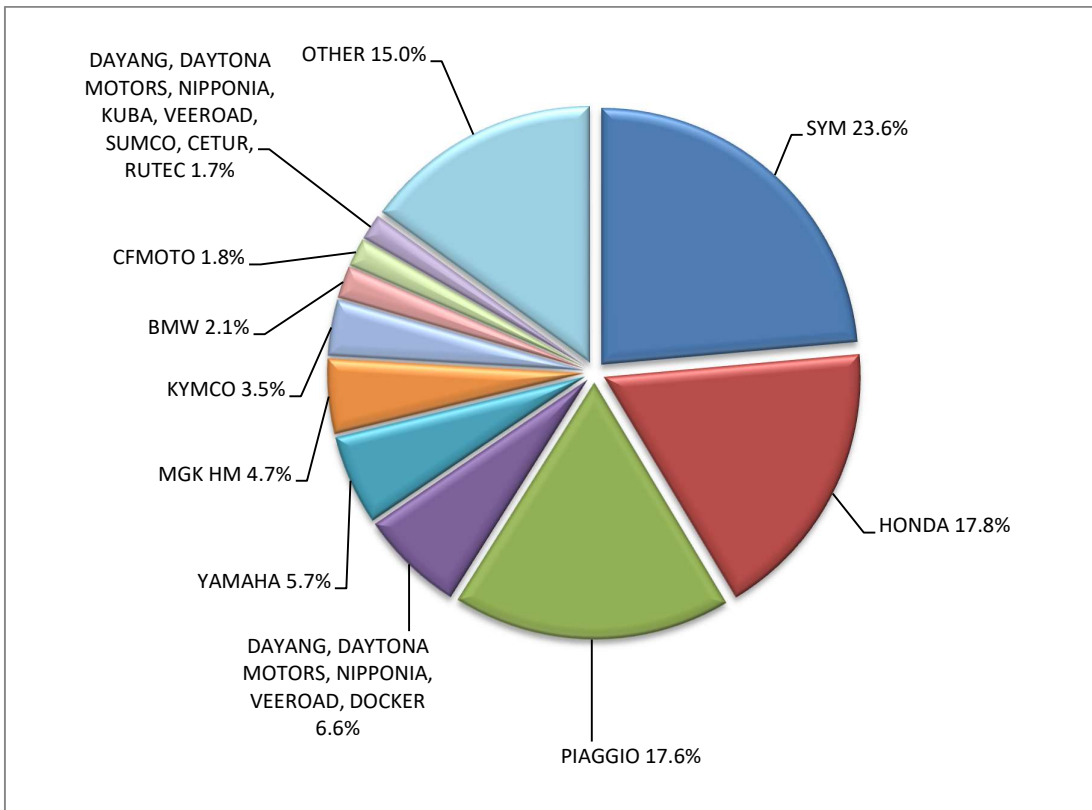
Make	Motorcycles			
	October		January - October	
	new	used	new	used
RENLI	-	-	53	-
RIEJU, DRAC	-	-	1	-
RKV	-	-	-	1
ROYAL ENFIELD	17	-	147	-
Royalloy,Royal Alloy,RA,SCOMADI,VALENTINO,VALENTINO MOTORI	5	-	23	-
RVM, MACBOR, COLOVE, ORCAL, DAYTONA MOTORS	-	-	1	-
SAKURA, GOLDEN LION, ARTISAN, Fauro, ETALIAN, Viverra, Varaneo, Kito, E-mio, velca, E.F.O	1	-	16	-
SAKURA, GOLDEN LION, ARTISAN, Fayro, ETALIAN, Viverra, Kito, E-mia, velca, E.F.O., E-KUMA, BOLIDE, LINZE	1	-	11	-
SAKURA, GOLDENLION, E.F.O., Fauro, Viverra, Nitrox, STRELLA City, Artisan	-	-	4	-
SAN YANG	-	-	-	7
SCUTUM, ETRIX, SILENCE	1	-	12	-
SEGWAY	8	-	118	1
SENKE, SENKO, SENKI, SENKY, HALI, JIETOUBAWANG, NANLIAN, XINHALI,PGO, SENKE. HALI	-	-	3	-
SHANYANG, ATLAS PANTHER, YAMAZUKI MOTO, MOTORKING, Hirlee, XB	4	-	21	-
SHARE'NGO, ZHIDOU	-	-	22	-
SHENGWO NEW ENERGY, YUKI	-	-	18	-
SHERCO	-	-	10	3
SHINERAY, SWM	-	-	4	-
SILENCE, SCUTUM, ETRIX	4	-	60	1
SI-ZWEIRAD	-	-	-	1
SKYTEAM, SACIN, CSR, METALCO, SOKUDO, BAZUKA, MINICO, MOTOSBASI, MOTOS BORDOY, SUMKO, ROXON, MONKEY BIKES	2	-	19	3
SUKIDA, RARIRO, KAIER, HAOJIAN	-	-	1	-
SUZUKI	31	12	351	178
SWM	-	1	2	1
SYM	884	11	12,383	192
TAIWAN GOLDEN B	-	-	-	1
TARO, JUNAK, BARTON MOTORS, ORCAL, Lexmoto, MITT, NECO, WOTTAN, MAGPOWER, ADAMOTO MOTORCYCLES	11	-	175	-
TARO, JUNAK, BARTON MOTORS, ORCAL, Lexmoto, MITT, NECO, WOTTAN, MAGPOWER, ADAMOTO, MAXON, MAX-ON, TRMOTOR, CHUANL	7	-	74	-
TARO, TRMOTOR, CHUANL, JUNAK, BARTON MOTORS, ORCAL, Lexmoto, MITT, NECO, WOTTAN, MAGPOWER, ADAMOTO MOTORCYCLES	5	-	21	-
TAURIS	-	-	-	1
TAYO, HAOJIANG, ZHONGYU, THUMP, THUMPSTAR, KIDEN, ZONTES, Junak	10	-	48	-
TAYO, HAOJIANG, ZHONGYU, THUMP, THUMPSTAR, KIDEN, ZONTES, Junak, SENKE, TANNY, TYAN, ROMET, ROMET MOTORS, ROUTER	20	-	407	3
TAYO, ZONTES, KIDEN, Haojiang, ZHONGYU, Sharpon, TANNY, TYAN, Senke, BETA, Daytona Motors	32	1	191	3
TGB	-	-	20	5
TIANYING, RIYA, HONGYUNDA, TYM,HONLING, TAMCO, ALISON, DMK MOTORS, WLIE,LEEWAY, WLXQ, AP Gmoto, ALFA	-	-	8	-
TINBOT, KOLLTER, MASAI, INTO, VIARELLI, EDRIVE, DuroCar, MGK HM, Fauro, BRINCO	-	-	4	-
TINGWANG, X-TEAM, TIKING	-	-	1	-
TM RACING	-	-	1	-
TORROT, QUADRO VEHICLES	-	-	6	-
TRIUMPH	14	2	244	21
TROMOX	-	-	2	-

Table 7 (cont)

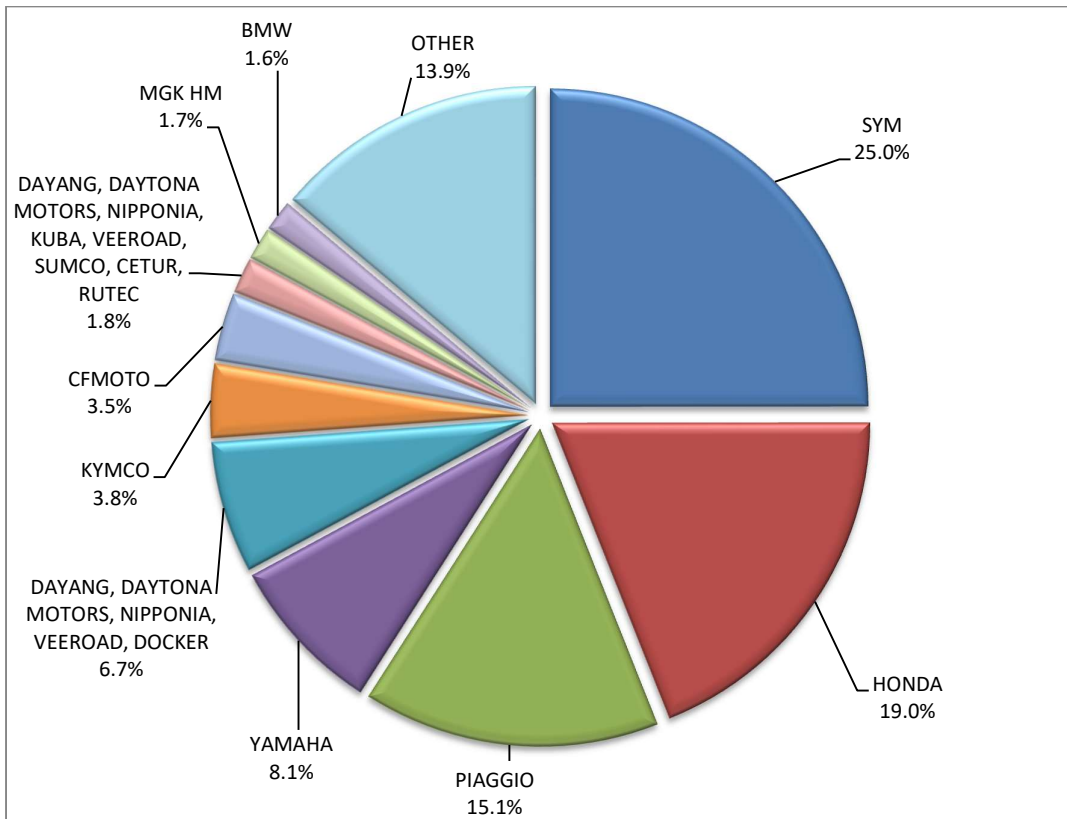
Sales of new and used motorcycles by make or manufacturer: October 2022 and January - October 2022

Make	Motorcycles			
	October		January - October	
	new	used	new	used
VESPA	-	-	-	1
VMOTO, E-MAX, FMC, CSR, ROADSIGN, KENTOYA, JINYING, GOES, VETRIX, DAO, VENGO, TELL	-	-	1	-
VMOTO-SOCO, E-MAX, VMOTO, SUPER SOCO	12	-	69	-
VOLTA, VTA, REVOLT	-	-	21	-
WONJAN, SAMADA	-	-	2	-
WONJAN,THRUST MOTOR, WMOTO, KEEWAY, TD	-	-	-	1
WUZHENG	-	-	1	-
XEV, X, XEV YOYO	2	-	4	-
XGJAO, KAISAR, SKYJET, SOKON, YUKI, AJS, VEEROAD, DAYTONA MOTORS, YUAN,KRAL, PULSE,CELIK, LEXMOTO, SOKON	-	1	-	2
XGJAO, ZIPP, TOROS, ROMET, ROMET MOTORS, ROUTER, VEEROAD, DAYTONA MOTORS, GEMINI, MH MOTORCYCLES, MTG MOTORS	-	-	5	-
XIAMEN XIASHING	-	-	-	2
XINRI, SUNRA , APACHI, ISILDAR, ISILDAR APACHI, Wayscral, KRAL	3	-	90	-
XUFENG, SHUNLONG, TONGXINGTIANXIA, ZOLOO	-	-	2	-
XY	-	-	-	1
YADEA	2	-	8	-
YAMAHA	213	48	3,999	779
YASAN MOTOR, Kito	-	-	6	-
YINGANG, BENYI, ROMET MOTORS, YUKI, ROUTER, MOTORAN, DAYTONA MOTORS, M1NSK, HAMACHI, KUBA, MONDIAL	-	-	5	-
YINXIANG, MONDIAL, GEMINI, TCB	-	-	5	-
YIYING, BENZHOU, TRUVA	-	-	-	1
ZERO MOTORCYCLES	1	-	12	1
ZHEJIANG CFMOTO	-	-	2	-
ZHEJIANG QIANJ.	-	-	-	1
ZHEJIANG RENLI	-	-	1	-
ZHIDOU, SHARE'NG	-	-	-	1
ZHONGNENG, ASYA, DADO, ZNEN, BARON	-	-	-	1
ZHONGNENG, ZNEN, AGM, AJS, YUKI, COLIBRI	2	-	7	-
ZHONGNENG, ZNEN, AGM, AJS, YUKI, COLIBRI, EUROCKA, BTC, NOVA MOTORS, LEXMOTO, Actionbikes Motors	-	-	5	-
ZHONGNENG, ZNEN, AGM, BTC, CLS, COLIBRI, DAYTONA MOTORS, DERRACE, DOCKER	-	-	2	-
ZHONGNENG, ZNEN, AGM, BTC, CLS, COLIBRI, DAYTONA MOTORS, DERRACE, DOCKER, JM MOTORS, KUBA, La souris, LEXMOTO	1	-	68	1
ZHONGNENG, ZNEN, DADO, DIRECT BIKES, GOWINN, VIVACOX, NECO, AGM, LEE, ASYA	-	-	1	-
ZHONGYU, THUMP, THUMPSDAR, KIDEN, ZONTES, Junak	-	-	1	-
ZONGSHEN	-	-	7	-
ZONGSHEN, Lexmoto, ICONE, VORTEX, M1NSK, MACBOR, MONDIAL, ROMET MOTORS, SINNIS, SPARKSTER, OVER BIKES	-	-	3	-
ZONGSHEN, ZIP STAR, Lexmoto, ICONE, VORTEX,M1NSK, MACBOR, MONDIAL, ROMET MOTORS, SINNIS, SPARKSTER, OVER BIKES	1	-	13	-
ZONGSHEN, ZIPSTAR, ICONE, JUNAK, Lexmoto, MH Motorcycles, MINSK,MONDIAL, ROMET MOTORS, SINNIS, SPARKSTER	-	-	2	-
ZONGSHEN, ZIPSTAR, ZEALSUN, KENTO	-	-	6	-
ZHONGNENG, ZNEN, AGM, BTC, CLS, COLIBRI	-	-	2	-
TOTAL	3,749	252	49,557	3,881

Graph 13. Sales of new motorcycles (October 2022)



Graph 14. Sales of new motorcycles (January – October 2022)



EXPLANATORY NOTES

Survey on the issuing of new road motor vehicle circulation licenses	The survey on the issuing of new motor vehicle circulation licenses is a census survey. The released data give information, at country level, on the brand and type of the motor vehicle, as well as whether it is new or used. The survey does not include vehicles that move on rails, trolley busses, agricultural tractors and machinery. In addition, the following are excluded: all motor vehicles of the Armed Forces, Police, Fire Brigade, State Services, Diplomatic Corps, Foreign Missions, and Invalids of Wars, as well as motorcycles with a cylinder capacity less than 50 cc.
Legal basis	Law 3832/2010
Reference Period	October 2022
Coverage	The production of monthly data is based on the registers held by the Ministry of Infrastructure, Transport and Networks, which records all the monthly changes observed in the vehicle registration licenses at country level.
Definitions	<p>Road motor vehicle is any vehicle that, irrespective of the number of wheels, is moved by an engine and is designed to transport persons or cargo or both of them, either they are on the same single vehicle or on a trailer carried by the main motor vehicle.</p> <p>New road motor vehicle is any motor vehicle that is registered for the first time in Greece during the reference month and has not been put into circulation in any other country.</p> <p>Used motor vehicle is any motor vehicle that is registered for the first time in Greece and has been imported as a used one from abroad</p> <p>Passenger motor vehicle: it is a motor vehicle designed to carry mostly people, having no more than 9 seats, including the driver's seat.</p> <p>Bus: it is a motor vehicle, which is designed to carry mostly people, having more than 10 seats, including the driver's seat. In the corresponding tables of this Press Release, this category also includes articulated buses.</p> <p>Lorry: it is motor vehicle designed to carry mostly cargo. In the corresponding tables of this Press Release, this category also includes tractors, tow trucks, articulated tractors, and trucks with trailers.</p> <p>Motorcycle: any two-wheeled motor vehicle, with or without sidecar, with maximum authorized design speed over 45 km/h, or in case it is powered by a combustion engine, with a cylinder capacity of 50 cc or over. In the corresponding tables of this Press Release, this category also includes the three-wheeled motor vehicles – motor tricycles.</p> <p>Tricycle motor vehicle: it is a motor vehicle with three symmetrical wheels with maximum authorized design speed over 45 km/h, or in case it is powered by a combustion engine, with a cylinder capacity over the 50 cc. This category also includes four-wheel vehicles, except the light four-wheel motorcycles, whose empty vehicle tare (excluding the weight of the fuel or mixture of fuel-oil or the weight of the batteries for electric cars) is up to 400 kg in the case the vehicle is designed for passenger use or up to 550 kg in case the vehicle is designed to carry cargo and whose engine is up to 15KW.</p>
Methodology	Exhaustive Survey. The primary data derive from the Ministry of Infrastructure, Transport and Networks and are based on the issuing of new circulation licenses as they are registered by the Regional Offices for Transport and Communications.
References	More information (graphs, tables) concerning the survey on the issuing of new motor vehicle circulation licenses are available on the webpage of ELSTAT, www.statistics.gr , under the link http://www.statistics.gr/en/statistics/-/publication/SME24/