



HELLENIC REPUBLIC
HELLENIC STATISTICAL AUTHORITY

Piraeus, 26 July 2021

PRESS RELEASE

QUARTERLY NON-FINANCIAL SECTOR ACCOUNTS:

1st Quarter 2021 (Provisional data)

The Hellenic Statistical Authority (ELSTAT) announces the provisional data for the quarterly non-financial sector accounts for the 1st quarter of 2021. Quarterly non-financial sector accounts provide an overall description of the Greek economy, based on the analysis of the economic behavior of the institutional sectors constituting the economy (households and non-profit institutions serving households, non-financial corporations, financial corporations, general government) and the relations of the national economy with the rest of the world.

The data which are presented in the present Press Release have been compiled according to the European System of National and Regional Accounts (ESA 2010 – Regulation (EU) 549/2013).

The data cover the period 1999Q1 -2021Q1.

The data of this Press Release for the 1st quarter 2021 are provisional and reflect the impact on GDP of the COVID-19 pandemic mainly from mid-March 2020 onwards, when restriction measures were put into place. For the compilation of these provisional estimates all the best available data sources, as well as the same estimation method have been used as in the previous quarters. Moreover, ad-hoc adjustments to the time-adjusted cash method for accrual basis were made, as a consequence of the obligation for tax and social contributions payments being deferred. Regarding the different types of State expenditure measures, different pieces of legislation were ratified after the end of 2020Q1 and the cash payments corresponding to these expenditure measures are being made in the period that follows 2020Q1.

Users should note that the present estimates of this Press Release for the 1st quarter 2021 are expected to be revised when provisional estimates of the 2nd quarter 2021 are produced and disseminated on the basis of updated primary data that will have become available (i.e. quarterly non-financial accounts of General Government, quarterly national accounts, etc).

During the 1st quarter of 2021, the external balance of goods and services recorded a deficit of 4.42 billion euro compared to a deficit of 4.58 billion euro recorded at the 1st quarter of 2020.

Moreover, during the 1st quarter of 2021, the external balance of primary income, current and capital transfers, recorded a deficit of 0.17 billion euro. The corresponding figure for the 1st quarter of 2020 was a deficit of 0.40 billion euro.

As a result of the above, the total economy (S.1) presented net borrowing of 4.59 billion euro to the rest of the world (S.2) in the 1st quarter of 2021. A year before, net borrowing was 4.97 billion euro (Table 1, Graph 1).

Table 1

(in billion €)

	<i>Total economy (S.1)</i>	2021Q1	2020Q1	difference
(1)	Imports of goods and services	17.96	18.07	-0.12
(2)	Exports of goods and services	13.53	13.50	0.04
(3)=(2)-(1)	External balance of goods and services	-4.42	-4.58	0.15
(4)	External balance of primary incomes, current and capital transfers	-0.17	-0.40	0.23
(5)=(3)+(4)	Net lending(+) / net borrowing(-)	-4.59	-4.97	0.38
	<i>Rest of the world (S.2)</i>			
(6)=- (5)	Net lending(+) / net borrowing(-)	4.59	4.97	-0.38

Small deviations in sums are due to rounding

Graph 1. Net lending (+) / net borrowing (-)

Total Economy

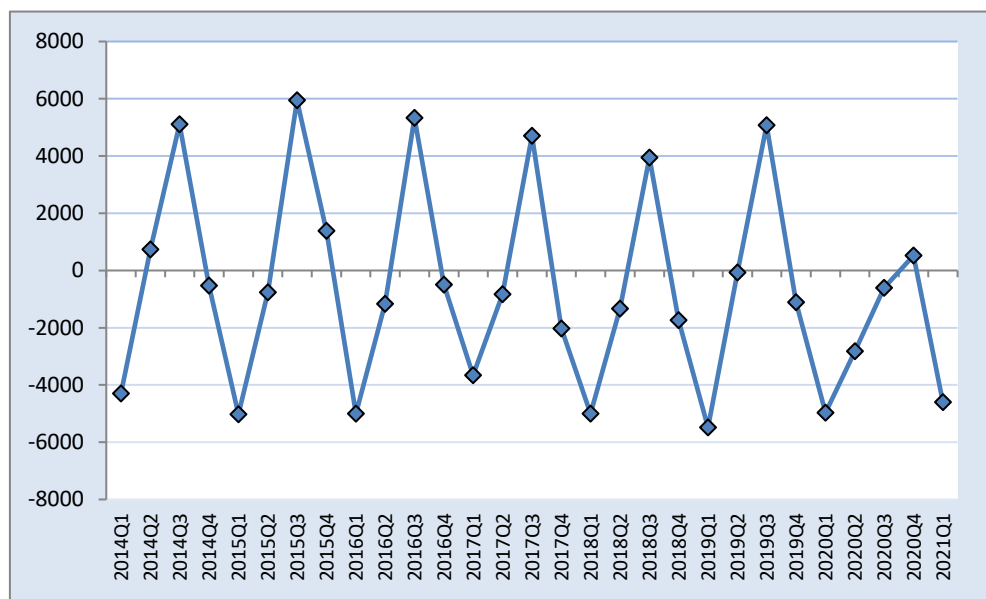


Table 2 presents the absolute values and the annual changes for the transactions of the secondary distribution of income account for households and non-profit institutions serving households (NPISH) sector for the 1st quarter of the years 2021 and 2020, which affect the gross disposable income.

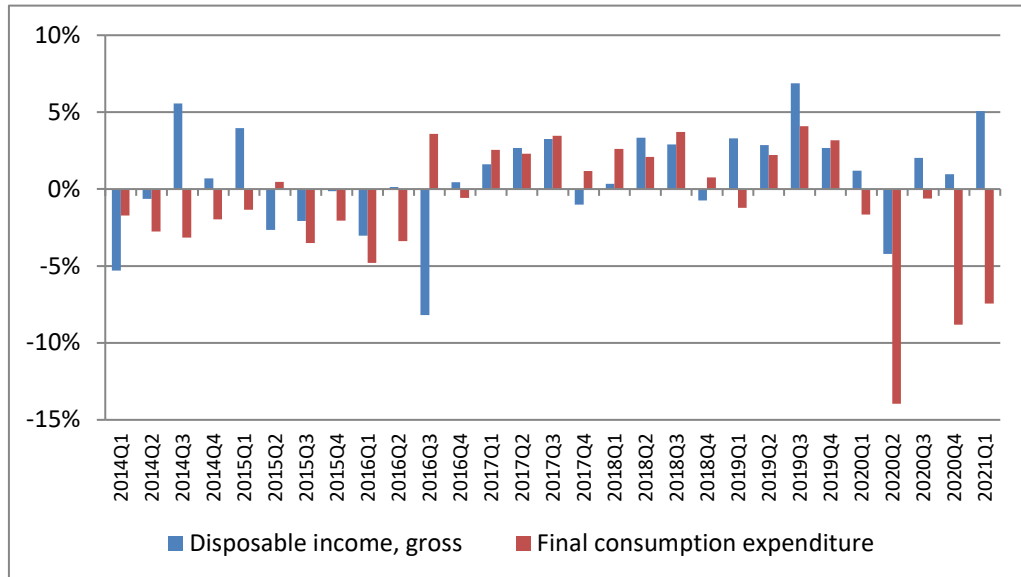
During the 1st quarter of 2021, disposable income of the households and non-profit institutions serving households (NPISH) sector (S.1M) increased by 5.1% in comparison with the same quarter of the previous year, from 28.71 billion euro to 30.17 billion euro.

Table 2
Secondary distribution of income account (in million €)

Transactions and balancing items	Uses		y-o-y change %	Resources		y-o-y change %
	2021Q1	2020Q1		2021Q1	2020Q1	
B.5g Balance of primary income, gross				29,411	29,222	0.6%
D.5 Current taxes on income, wealth, etc.	2,126	2,339	-9.1%			
D.6 Social contributions	6,143	6,649	-7.6%	8,888	8,501	4.6%
D.7 Other current transfers	660	699	-5.6%	796	675	17.9%
B.6g Disposable income, gross	30,166	28,711	5.1%			

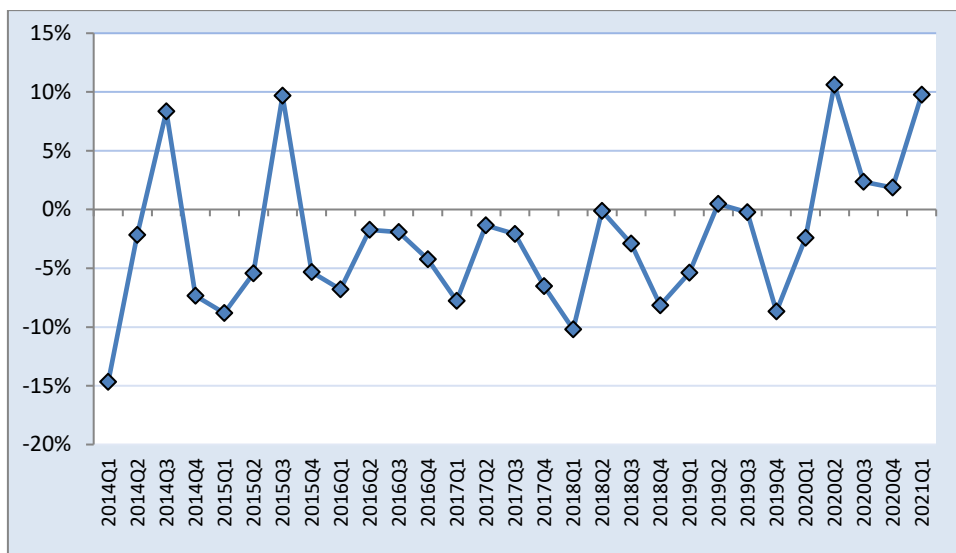
Final consumption expenditure of the households and NPISH sector decreased by 7.4% in comparison with the same quarter of the previous year, from 29.4 billion euro to 27.2 billion euro (Graph 2).

Graph 2. Households and NPISH gross disposable income and final consumption expenditure growth
(change compared to the same quarter of the previous year)



The saving rate of the households and NPISH sector, defined as gross saving divided by gross disposable income was 9.8% in the 1st quarter of 2021 compared to -2.4% in the 1st quarter of 2020 (Graph 3).

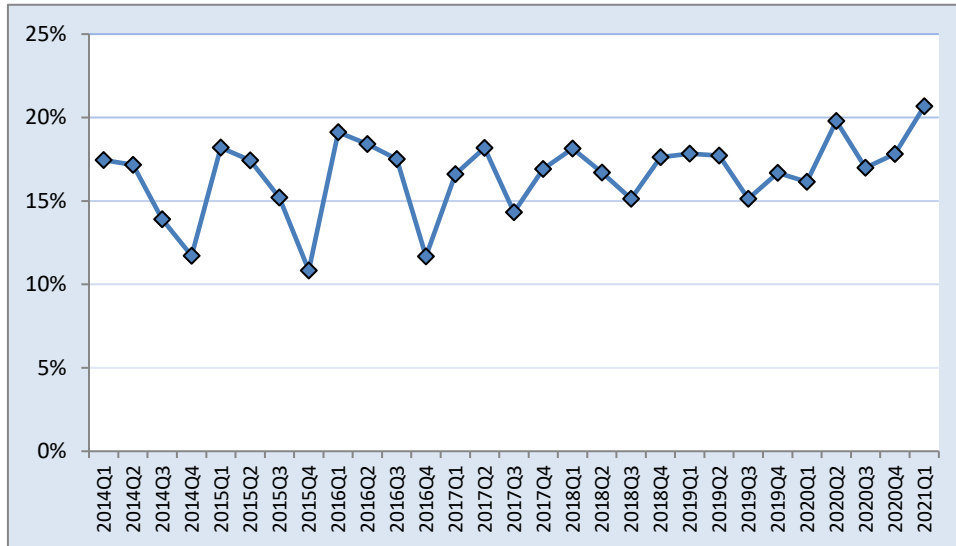
Graph 3. Saving rate of households and NPISH



During the 1st quarter of 2021, the gross fixed capital formation of the non-financial corporation sector (S.11) amounted to 2.5 billion euro.

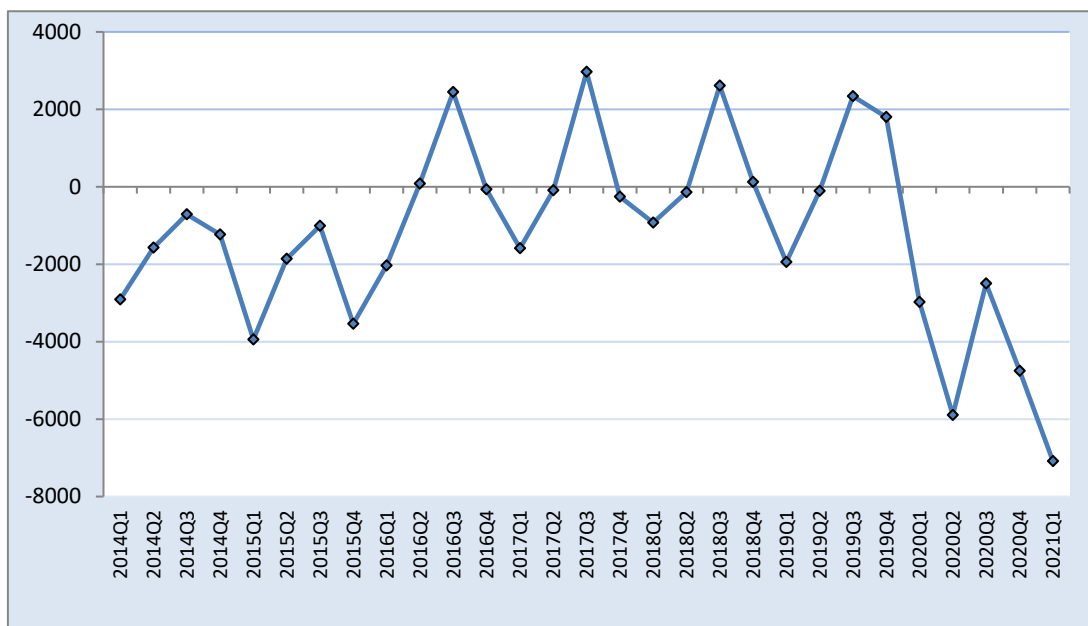
The gross investment rate of the sector, defined as gross fixed capital formation divided by gross value added, was 20.7% compared to 16.2% in the 1st quarter of 2020 (Graph 4).

Graph 4. Gross investment rate of non-financial corporations



Net borrowing of General Government (S.13) during the 1st quarter of 2021 amounted to 7.1 billion euro compared to 3.0 billion euro of net borrowing in the 1st quarter of 2020 (Graph 5).

Graph 5. Net lending (+)/ net borrowing (-) of General Government



EXPLANATORY NOTES

General: The quarterly non-financial sector accounts (QSA) provide a description of the different stages of the economic process: production, generation of income, distribution of income, redistribution of income use of income and non-financial accumulation. They also provide a list of balancing items that have high analytical value in their own right: value added, operating surplus and mixed income, balance of primary incomes, disposable income, saving, net lending / net borrowing.

Legal basis: The QSA are compiled in accordance with the European System of Accounts -[ESA 2010](#) of the Council Regulation (EU) No 549/2013 of the European Parliament and of the Council of 21 May 2013.

Reference period: The accounting period is the quarter.

Geographical coverage: The whole Greek territory.

Unit of measure: The economic data are published in million euro.

Revision: The quarterly non-financial sector accounts are revised following the revisions of annual non-financial sector accounts, quarterly national accounts and quarterly non-financial accounts of General Government, in order to ensure coherence between them.

Statistical classification: The standard followed is the European System of Accounts (ESA 2010). The main categories are the institutional sectors and the transactions recorded between the sectors.

The institutional sectors combine institutional units with similar characteristics and behaviour and are classified as follows:

Total Economy (S.1)

Non-financial corporations (S.11)

Financial corporations (S.12)

General Government (S.13)

Households and non-profit institutions serving households (NPISH) (S.1M)

Rest of the World (S.2)

Compilation of Sector Accounts in the context of the COVID-19 crisis: The COVID-19 pandemic has had impact on the Greek Economy, since mid-March 2020. Eurostat and National Statistical Authorities in the European Statistical System have been working together to elaborate guidelines and notes on how to address the statistical challenges brought about by the pandemic.

For the compilation of the provisional estimates for the 1st quarter of 2021 the best available sources as well as the same estimation methods have been used as in the previous quarters. Moreover, ad-hoc adjustments to the time-adjusted cash method for accrual were made, as a consequence of the obligation for tax and social contributions payments being deferred. Regarding the different types of State expenditure measures, different pieces of legislation were ratified after the end of 2020Q1 and the cash payments corresponding to these expenditure measures are being made in the period that follows 2020Q1.

Publication of data: Quarterly non-financial sector accounts data are published at about 120 days after the end of the reference quarter.

References: More information on the methodology and detailed tables are available on ELSTAT website:
<http://www.statistics.gr/en/statistics/-/publication/SEL91/->

Information on methodological issues:

National Accounts Division
National Accounts Synthesis Section
Anastasia Katsika, Panagiotis Loutas
Tel: +30 213 135 2082, 213 135 6071
Email: a.katsika@statistics.gr, p.loutas@statistics.gr

Information for data provision:

Tel: +30 213 135 2022, 2308, 2310
Email: data.dissem@statistics.gr