



PRESS RELEASE

ISSUING OF MOTOR VEHICLE LICENSES: FEBRUARY 2020

The Hellenic Statistical Authority announces that in February 2020, 16,589 road motor cars (both new and used from abroad) were put into circulation for the first time, recording a 7.7% increase compared with the corresponding month of 2019 when the number of road motor cars was 15,404. In February 2019, a 15.7% increase had been observed in comparison with the corresponding month of 2018 (Table 1, Graphs 1,2,3,5). A total number of 8,520 new cars were put into circulation in February 2020 compared with 8,235 in February 2019, recording a 3.5% increase.

The new motorcycles over 50cc (both new and used from abroad) that were put into circulation for the first time in February 2020 amounted to 2,515, against 1,875 in 2019, thus recording a 34.1% increase. In February 2019, a 16.7% increase had been observed in comparison with the corresponding month of 2018 (Table 1, Graph 4). Out of the above motorcycles 2,264 were new, while the corresponding figure in February 2019 was 1,640, recording a 38.0% increase.

During the period January - February 2020, 38,944 road motor cars (both new and used from abroad) were put into circulation for the first time, representing an increase of 8.1% compared to the corresponding period of 2019 when the number of road motor cars was 36,038. During the period January - February 2019 an increase of 11.9% had been observed in comparison with the corresponding period of 2018 (Table 3, Graphs 6,7). Out of the above number of road motor cars that were put into circulation, from January to February 2020, 18,823 were new, while the corresponding number during the respective period of 2019 was 18,183, recording an increase of 3.5%.

During the period January - February 2020 the circulation of new motorcycles over 50cc (both new and used from abroad) amounted to 5,020 against 3,831 in 2019, thus representing a 31.0% increase. An increase of 9.0% had been observed during the period January - February 2019 in comparison with the corresponding period of 2018 (Table 3, Graphs 6,7). A total number of 4,538 new motorcycles were put into circulation, from January to February 2019, compared with 3,401 during the corresponding period of 2019, recording a 33.4% increase.

Information on methodological issues:

Sectoral Statistics Division

Transport Statistics Section

Pota Tzortzi, Konstantinos Menexes

Tel: +30 213 135 2187, +30 213 135 3055

Fax: +30 213 135 2757

e-mail: p.tzortzi@statistics.gr, k.menexes@statistics.gr

Information for data provision:

Tel: +30 213 135 2022

e-mail: data.dissem@statistics.gr

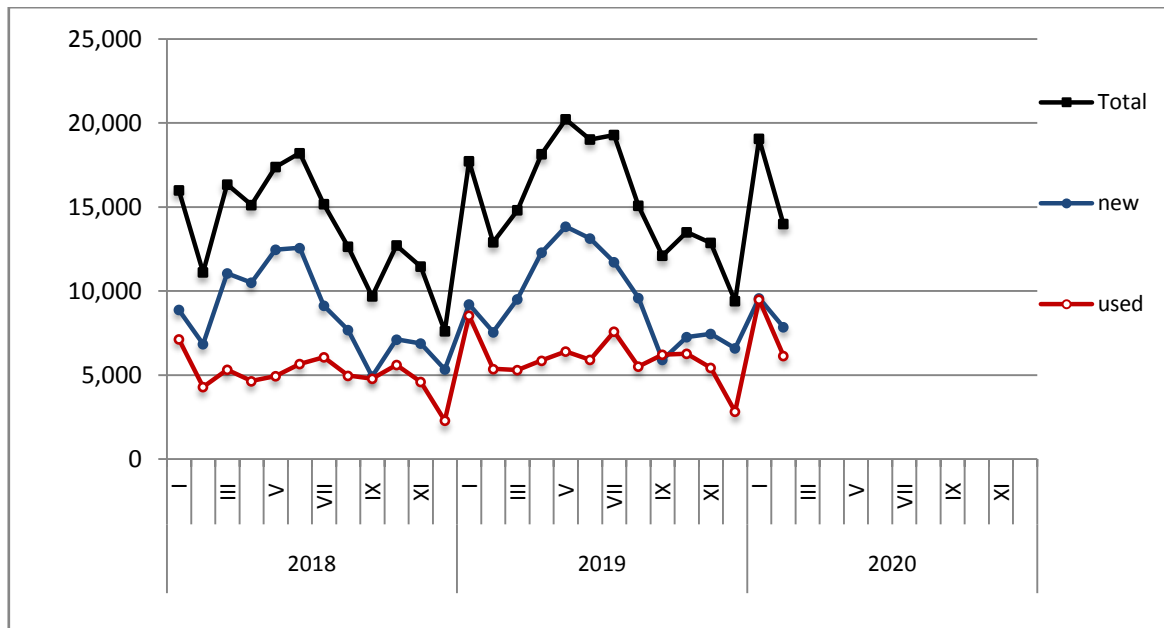
Table 1. Road motor vehicles, both new and used, put into circulation for the first time in Greece: February 2018 - 2020

Category of Road Motor Vehicles	February									Change (%)					
	2018			2019			2020			2019/2018			2020/2019		
	Total	New	Used	Total	New	Used	Total	New	Used	Total	New	Used	Total	New	Used
Greece, total															
Road Motor Vehicles,total	14,924	8,844	6,080	17,279	9,875	7,404	19,104	10,784	8,320	15.8%	11.7%	21.8%	10.6%	9.2%	12.4%
1. Road motor cars	13,317	7,421	5,896	15,404	8,235	7,169	16,589	8,520	8,069	15.7%	11.0%	21.6%	7.7%	3.5%	12.6%
Passenger Cars	11,110	6,833	4,277	12,913	7,553	5,360	13,994	7,854	6,140	16.2%	10.5%	25.3%	8.4%	4.0%	14.6%
Buses	70	9	61	105	10	95	166	26	140	50.0%	11.1%	55.7%	58.1%	160.0%	47.4%
Lorries	2,137	579	1,558	2,386	672	1,714	2,429	640	1,789	11.7%	16.1%	10.0%	1.8%	-4.8%	4.4%
2. Motorcycles > 50 cc	1,607	1,423	184	1,875	1,640	235	2,515	2,264	251	16.7%	15.2%	27.7%	34.1%	38.0%	6.8%
Prefecture of Attica															
Road Motor Vehicles,total	7,757	5,834	1,923	8,611	6,348	2,263	9,495	6,824	2,671	11.0%	8.8%	17.7%	10.3%	7.5%	18.0%
1. Road motor cars	6,931	5,037	1,894	7,625	5,432	2,193	8,095	5,491	2,604	10.0%	7.8%	15.8%	6.2%	1.1%	18.7%
Passenger Cars	6,292	4,744	1,548	6,936	5,120	1,816	7,292	5,124	2,168	10.2%	7.9%	17.3%	5.1%	0.1%	19.4%
Buses	29	6	23	39	8	31	53	12	41	34.5%	33.3%	34.8%	35.9%	50.0%	32.3%
Lorries	610	287	323	650	304	346	750	355	395	6.6%	5.9%	7.1%	15.4%	16.8%	14.2%
2. Motorcycles > 50 cc	826	797	29	986	916	70	1,400	1,333	67	19.4%	14.9%	141.4%	42.0%	45.5%	-4.3%

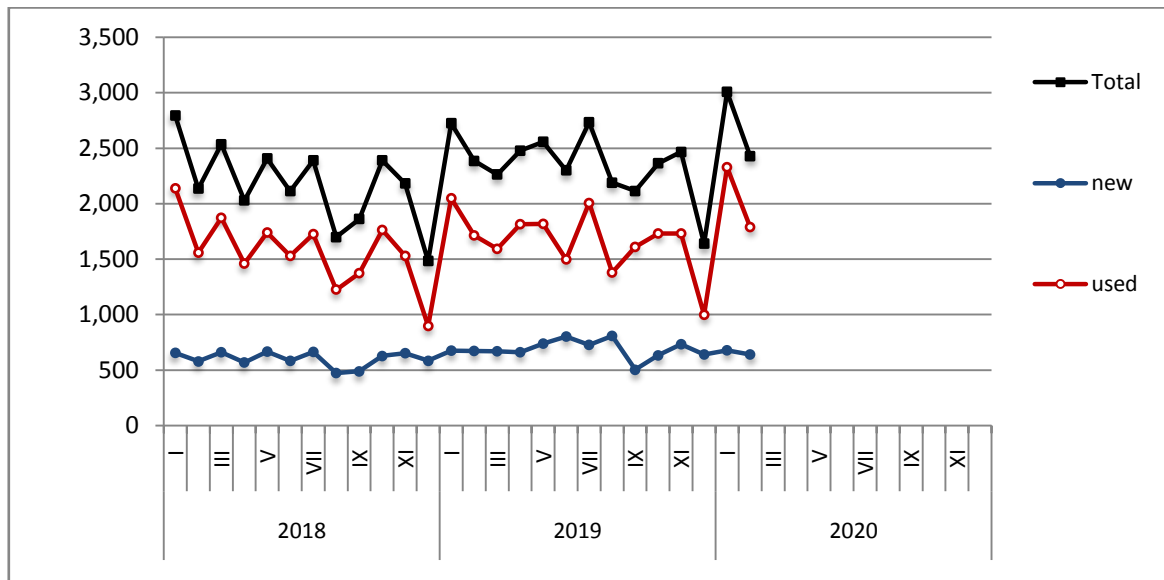
Table 2. Road motor vehicles, both new and used, put into circulation for the first time in Greece: March 2018 - February 2020

Category of Road Motor Vehicles	Average Mar. 2018 - Feb. 2019			Average Mar. 2019 - Feb. 2020			Change (%)		
							Average Mar. 2019 - Feb. 2020 / Average Mar. 2018 - Feb. 2019		
	Total	New	Used	Total	New	Used	Total	New	Used
Greece, total									
Road Motor Vehicles,total	19,316	12,135	7,181	21,733	13,544	8,189	12.5%	11.6%	14.0%
1. Road motor cars	16,223	9,332	6,891	18,154	10,273	7,881	11.9%	10.1%	14.4%
Passenger Cars	13,919	8,697	5,222	15,628	9,557	6,071	12.3%	9.9%	16.3%
Buses	120	25	95	147	29	118	22.5%	16.0%	24.2%
Lorries	2,184	610	1,574	2,379	687	1,692	8.9%	12.6%	7.5%
2. Motorcycles > 50 cc	3,093	2,803	290	3,579	3,271	308	15.7%	16.7%	6.2%

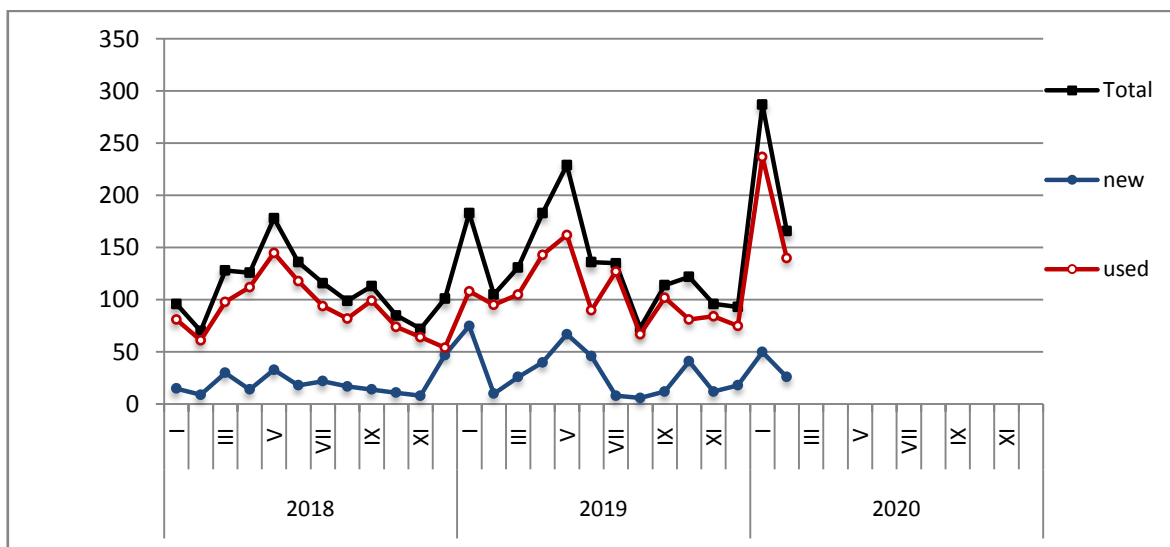
Graph 1: Passenger Cars (January 2018 - February 2020)



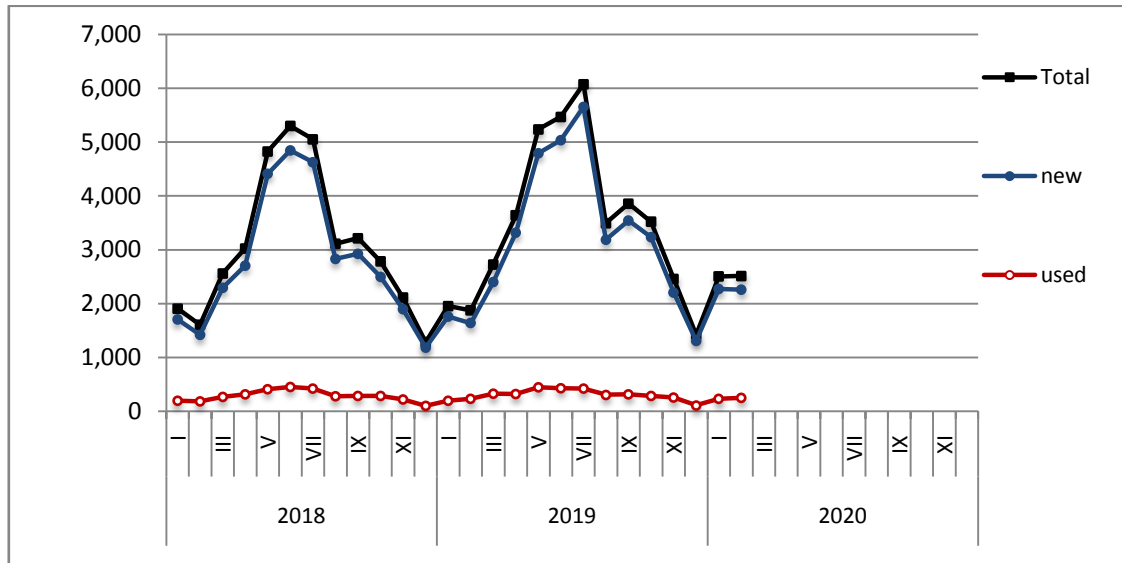
Graph 2: Lorries (January 2018 - February 2020)



Graph 3: Buses (January 2018 - February 2020)



Graph 4: Motorcycles (January 2018 - February 2020)



Graph 5: New Registrations of Motor Vehicles (February 2020)

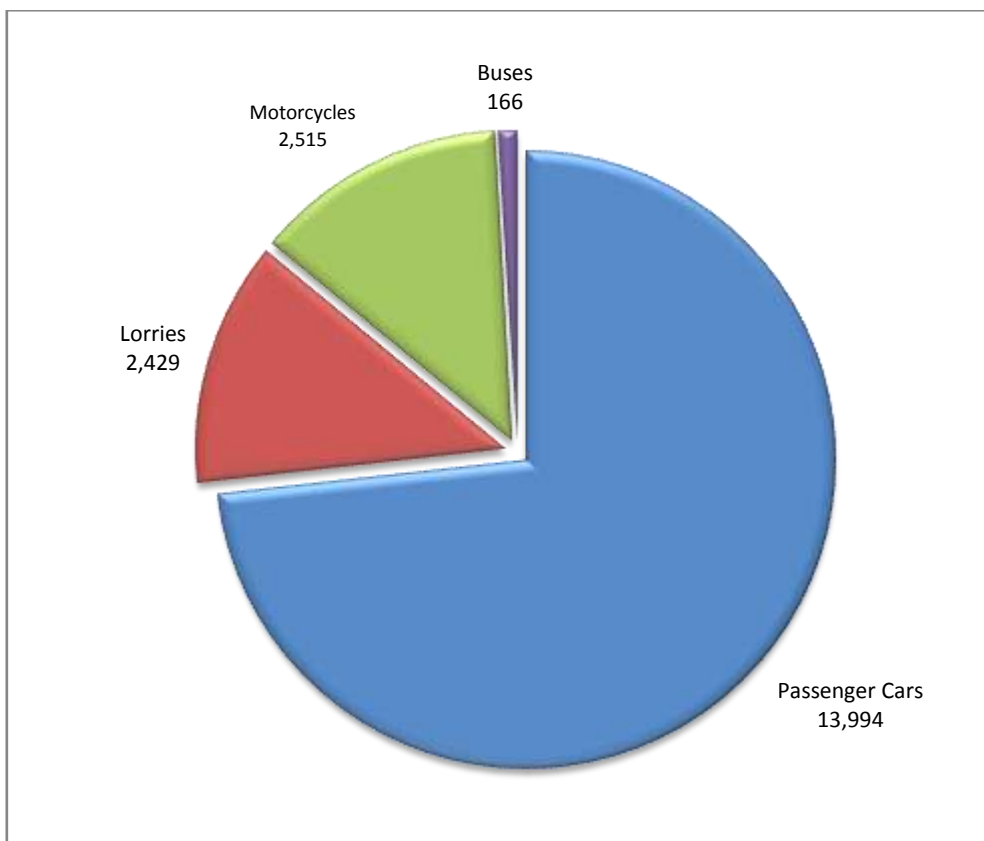
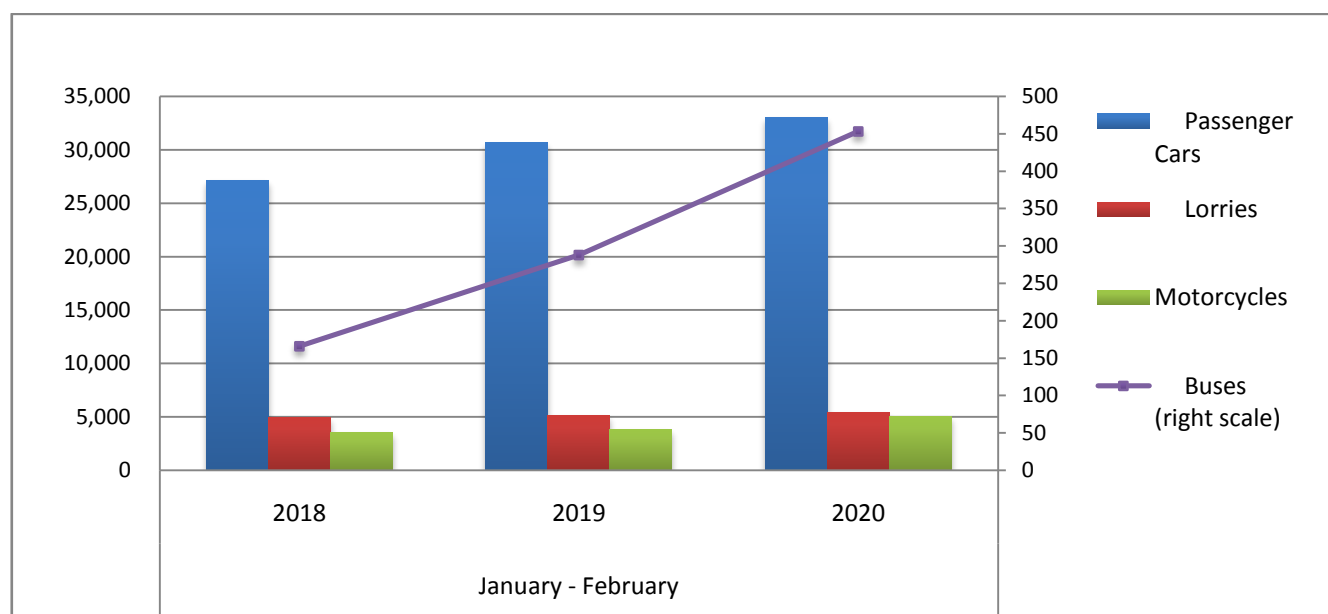


Table 3. Road motor vehicles, both new and used, put into circulation for the first time in Greece: January - February, years 2018 till 2020

Category of Road Motor Vehicles	January - February									Change (%)					
	2018			2019			2020			2019/2018			2020/2019		
	Total	New	Used	Total	New	Used	Total	New	Used	Total	New	Used	Total	New	Used
Greece, total															
Road Motor Vehicles,total	35,730	20,101	15,629	39,869	21,584	18,285	43,964	23,361	20,603	11.6%	7.4%	17.0%	10.3%	8.2%	12.7%
1. Road motor cars	32,214	16,967	15,247	36,038	18,183	17,855	38,944	18,823	20,121	11.9%	7.2%	17.1%	8.1%	3.5%	12.7%
Passenger Cars	27,117	15,709	11,408	30,640	16,751	13,889	33,055	17,428	15,627	13.0%	6.6%	21.7%	7.9%	4.0%	12.5%
Buses	166	24	142	288	85	203	453	76	377	73.5%	254.2%	43.0%	57.3%	-10.6%	85.7%
Lorries	4,931	1,234	3,697	5,110	1,347	3,763	5,436	1,319	4,117	3.6%	9.2%	1.8%	6.4%	-2.1%	9.4%
2. Motorcycles > 50 cc	3,516	3,134	382	3,831	3,401	430	5,020	4,538	482	9.0%	8.5%	12.6%	31.0%	33.4%	12.1%
Prefecture of Attica															
Road Motor Vehicles,total	17,848	13,119	4,729	19,301	13,722	5,579	20,754	14,555	6,199	8.1%	4.6%	18.0%	7.5%	6.1%	11.1%
1. Road motor cars	15,956	11,303	4,653	17,229	11,776	5,453	17,959	11,897	6,062	8.0%	4.2%	17.2%	4.2%	1.0%	11.2%
Passenger Cars	14,569	10,700	3,869	15,771	11,129	4,642	16,247	11,185	5,062	8.3%	4.0%	20.0%	3.0%	0.5%	9.0%
Buses	58	16	42	89	19	70	169	47	122	53.4%	18.8%	66.7%	89.9%	147.4%	74.3%
Lorries	1,329	587	742	1,369	628	741	1,543	665	878	3.0%	7.0%	-0.1%	12.7%	5.9%	18.5%
2. Motorcycles > 50 cc	1,892	1,816	76	2,072	1,946	126	2,795	2,658	137	9.5%	7.2%	65.8%	34.9%	36.6%	8.7%

Graph 6. New Motor Vehicles Circulation Licenses: January – February, years 2018 till 2020



Graph 7. New Registrations of Motor Vehicles: January - February 2020

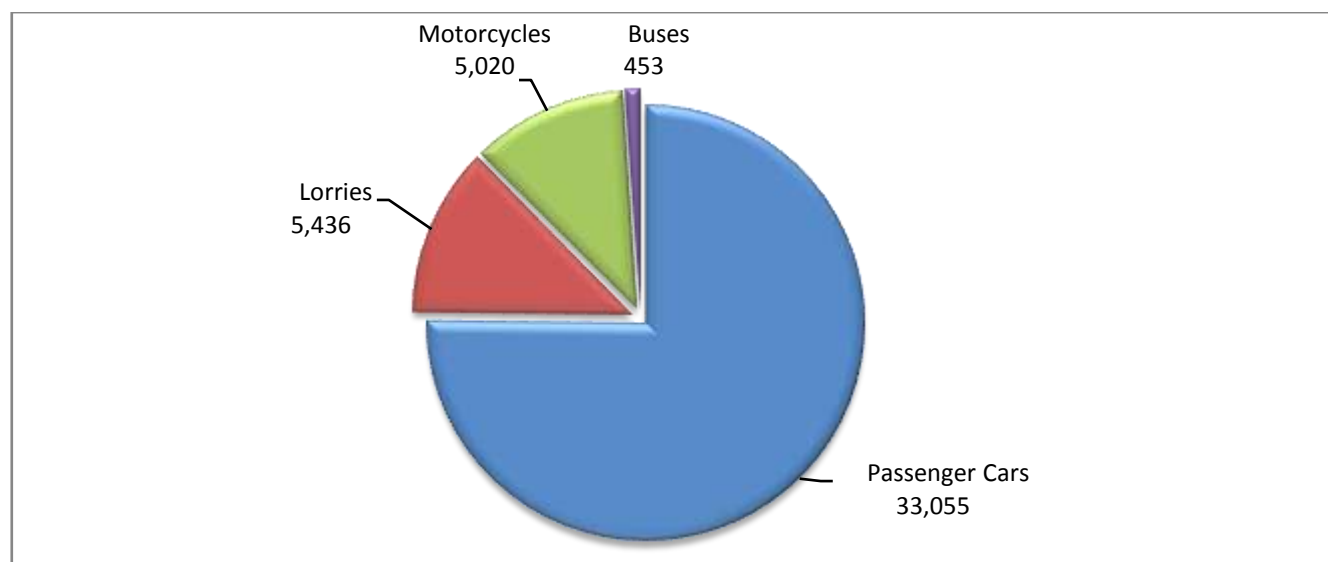


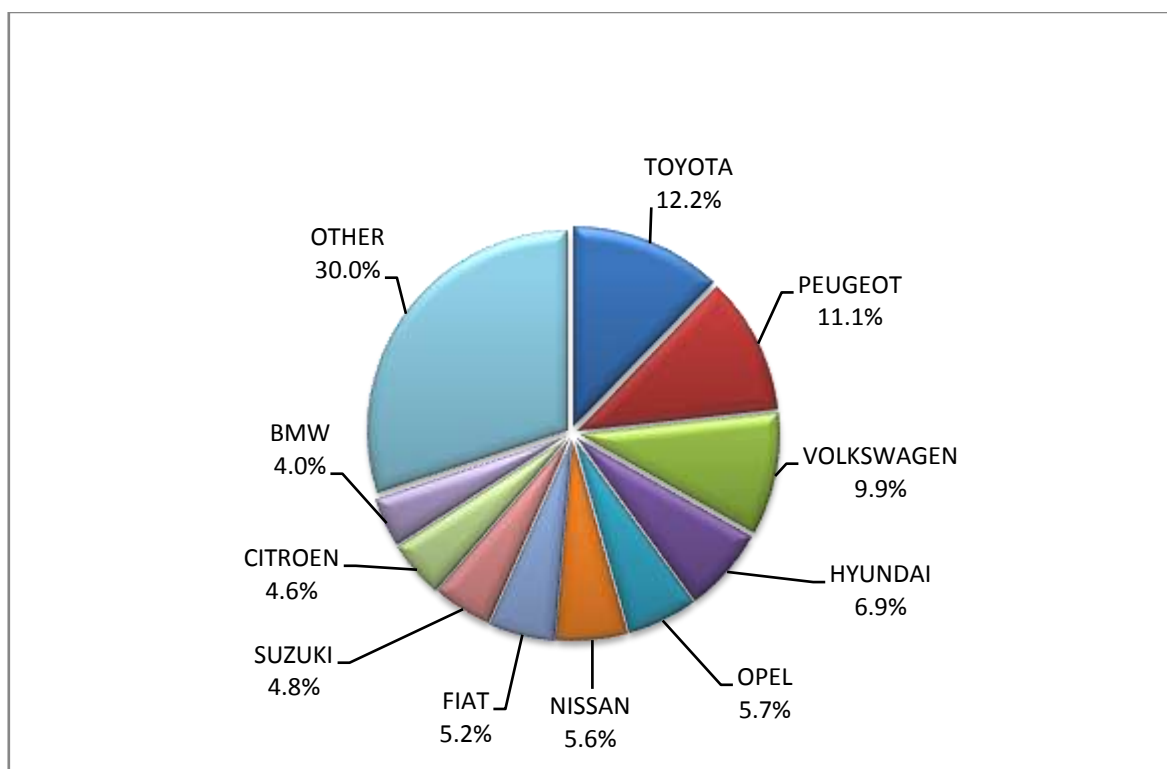
Table 4
Sales of new and used passenger cars by make: February 2020 and January - February 2020

Make	Passenger cars			
	February		January - February	
	new	used	new	used
ALFA ROMEO	18	58	35	151
ASTON MARTIN	-	-	-	1
AUDI	190	35	548	102
BENTLEY	-	1	-	1
BMW	314	66	626	163
BMW, MINI	-	-	-	1
CADILLAC	-	-	-	1
CHEVROLET	1	125	2	255
CHEVROLET, GMC, HOLDEN, DAEWOO	-	1	-	1
CHRYSLER	-	-	-	1
CITROEN	362	211	617	574
CITROEN / DS	139	1	277	2
DACIA	129	34	261	90
DAIHATSU	-	46	-	154
DETHLEFFS	-	3	-	7
DODGE	-	1	-	2
DR MOTOR	-	2	-	2
DS	54	-	89	2
FERRARI	-	-	-	2
FIAT	412	425	625	1,135
FORD	210	442	450	1,149
FORD WERKE AG/A.RIMOR S.p.A.	-	-	-	1
HONDA	31	135	92	341
HYUNDAI	539	310	1,311	788
INFINITI	-	-	-	1
ISUZU	-	-	-	1
JAGUAR	7	3	21	6
JEEP	76	7	166	19
KIA	215	105	593	266
LADA	-	1	-	3
LANCIA	-	40	-	100
LAND ROVER	15	18	44	33
LEXUS	8	5	26	10
LINCOLN CONTINENTAL	-	1	-	1
LOTUS	-	-	-	1
MASERATI	-	1	-	1
MAZDA	10	52	28	154
MERCEDES	288	186	576	447
MG	-	1	-	1
MINI	121	29	214	87
MITSUBISHI	39	100	97	258
NISSAN	443	367	1,022	904
OPEL	446	647	921	1,694
PEUGEOT	872	213	1,924	520
PEUGEOT, CITROEN	-	-	4	-
PIAGGIO	-	-	-	1
PORSCHE	9	17	15	34

Table 4 (cont)
Sales of new and used passenger cars by make: February 2020 and January - February 2020

Make	Passenger cars			
	February		January - February	
	new	used	new	used
PSA AUTOMOBILES	11	-	12	-
RANGE ROVER	3	-	3	-
RENAULT	237	252	521	647
ROLLS ROYCE	-	2	-	2
ROVER	-	1	-	1
SEA / MOBILVETT	-	4	-	7
SEA S.P.A	-	1	-	1
SEAT	189	47	399	130
SKODA	254	132	517	269
SMART	2	221	5	508
SSANGYONG	-	-	-	1
SUBARU	3	8	9	17
SUZUKI	375	234	961	572
TATA	-	-	-	1
TESLA MOTORS	-	-	-	2
TOYOTA	956	1,272	2,431	3,309
TUSCAN	-	-	-	1
VOLKSWAGEN	775	266	1,694	670
VOLVO	101	11	292	21
TOTAL	7,854	6,140	17,428	15,627

Graph 8. Sales of new passenger cars by make (February 2020)



Graph 9. Sales of new passenger cars by make (January - February 2020)

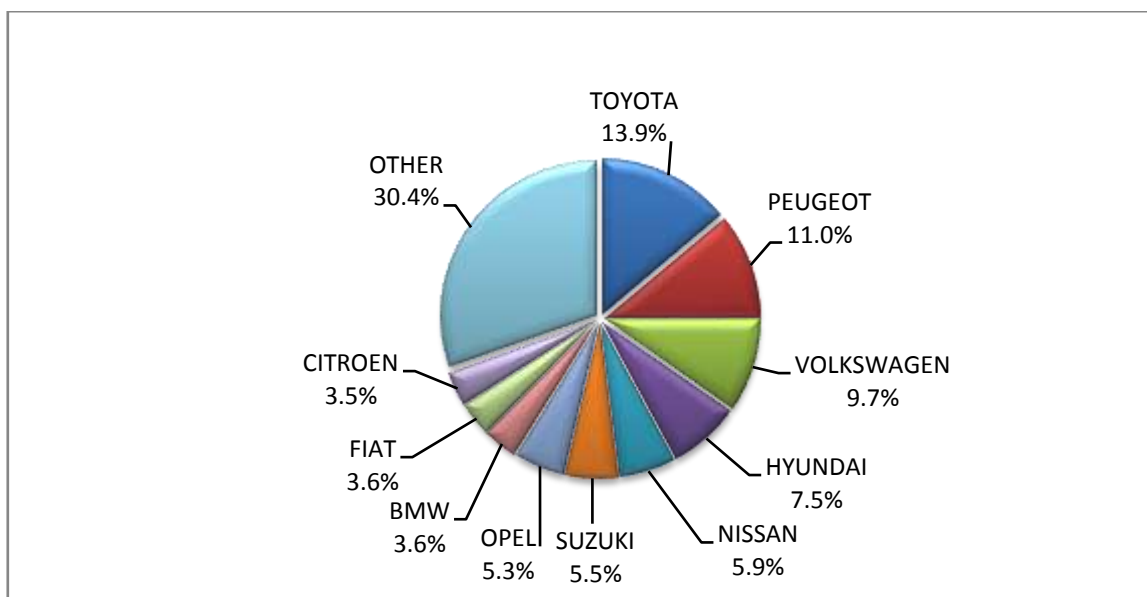


Table 5
Sales of new and used lorries by make: February 2020 and January - February 2020

Make	Lorries			
	February		January - February	
	new	used	new	used
ASTRA	-	-	-	1
CHRYSLER	-	-	-	1
CITROEN	31	55	71	124
DACIA	31	2	36	5
DAF	1	25	2	63
DAF ¹	-	-	2	-
DODGE	-	1	-	1
FIAT	75	198	156	491
FIAT-IVECO	-	-	-	6
FORD	109	204	229	466
FORD ¹	1	-	2	1
GOUPIL, MEGA, POLARIS, GEM	-	-	1	-
GREAT WALL MOTOR	-	-	-	1
HYUNDAI	-	6	-	15
ISUZU	12	23	21	53
ISUZU ¹	-	-	1	-
IVECO	3	37	6	81
IVECO ¹	5	-	11	1
IVECO MAGIRUS	-	2	-	5
KIA	-	2	-	4
LAND ROVER	-	4	-	5
MAN	4	67	4	153
MAN ¹	6	-	7	-
MAZDA	-	31	-	69
MERCEDES	18	402	59	867
MERCEDES ¹	14	-	44	-

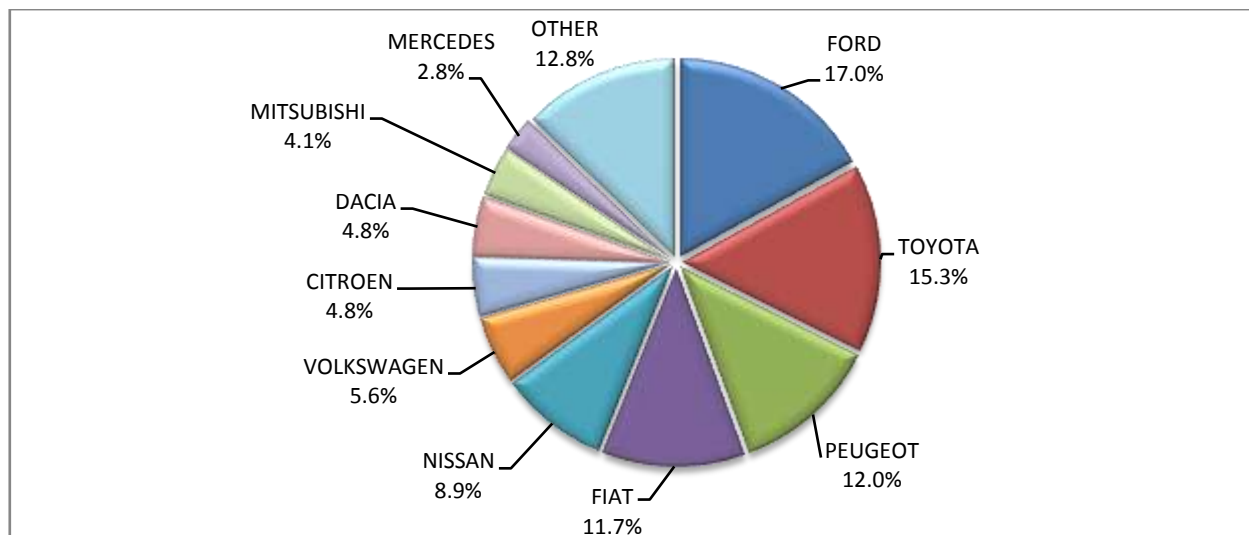
Table 5 (cont)
Sales of new and used lorries by make: February 2020 and January - February 2020

Make	Lorries			
	February		January - February	
	new	used	new	used
MITSUBISHI	26	64	55	137
MITSUBISHI ¹	2	-	5	-
NISSAN	57	121	106	259
OPEL	17	72	38	169
PEUGEOT	77	63	140	135
PEUGEOT ¹	1	-	1	-
PFAU	-	3	-	4
PIAGGIO	8	6	15	11
RENAULT	2	100	4	234
SCANIA	-	49	4	117
SCANIA ¹	-	-	4	1
SCHMITZ CARGOBULL	-	-	-	1
SEAT	-	1	-	4
SKODA	-	1	-	6
SSANGYONG	-	2	-	3
TATA	-	1	-	1
TOYOTA	98	51	224	126
VOLKSWAGEN	36	104	58	243
VOLKSWAGEN ¹	2	-	2	-
VOLVO	4	92	11	252
VOLVO ¹	-	-	-	1
TOTAL	640	1,789	1,319	4,117

1 : With 2nd/3rd stage manufacturer in Greece.

2 : With 2nd/3rd stage manufacturer abroad.

Graph 10. Sales of new lorries by make (February 2020)



Graph 11. Sales of new lorries by make (January - February 2020)

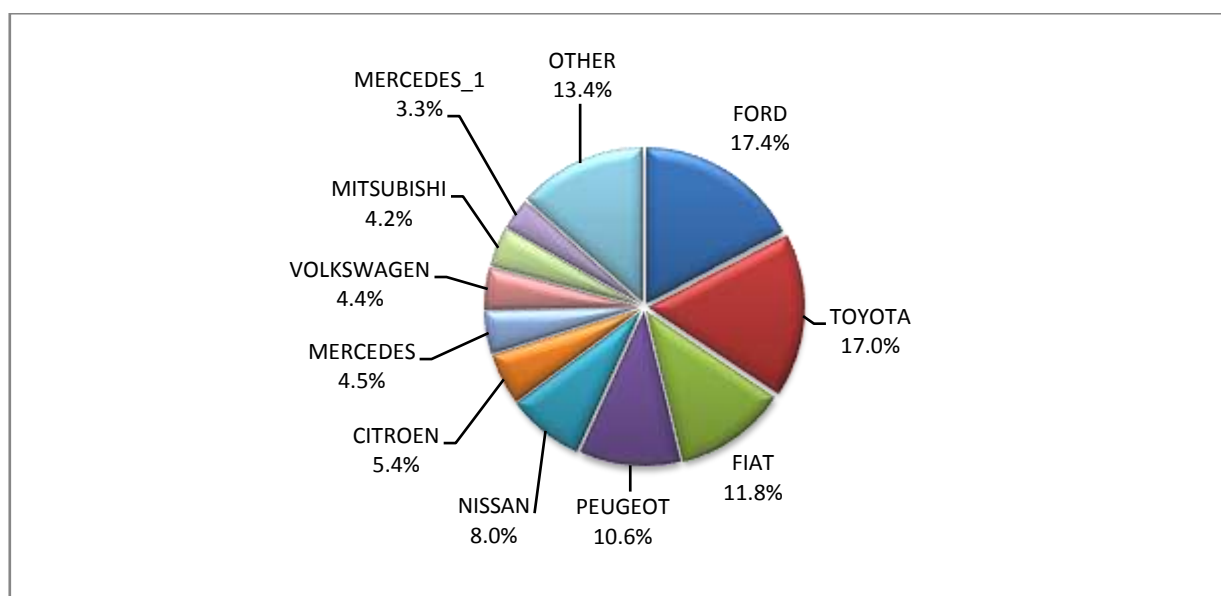


Table 6
Sales of new and used buses by make: February 2020 and January - February 2020

Make	Buses			
	February		January - February	
	new	used	new	used
BMW ²	1	-	1	-
BOVA	-	17	-	34
DAF	-	1	-	2
EVOBUS	-	8	-	10
FIAT	-	1	-	2
FIAT ²	-	-	3	-
FIAT IVECO	-	-	-	1
FORD	1	3	2	7
IRISBUS	-	1	-	1
IRIZAR	1	-	2	-
IVECO	2	1	2	7
MAN	4	10	6	40
MAN/NEOPLAN	-	-	-	7
MERCEDES	1	66	6	196
MERCEDES ¹	10	2	36	2
MERCEDES ²	4	-	5	1
NEOPLAN	-	4	4	12
OTOKAR	-	-	-	2
SCANIA	-	1	-	6
SCANIA ²	1	1	1	2
SETRA	-	9	7	15
TEMSA	1	5	1	12
VAN HOOL	-	3	-	3
VOLKSWAGEN	-	5	-	7

Table 6 (cont)
Sales of new and used buses by make: February 2020 and January - February 2020

Make	Buses			
	February		January - February	
	new	used	new	used
VOLVO	-	1	-	3
XIAMEN KING LONG	-	1	-	5
TOTAL	26	140	76	377

1 : With 2nd/3rd stage manufacturer in Greece.

2 : With 2nd/3rd stage manufacturer abroad.

Graph 11. Sales of new buses by make (January - February 2020)

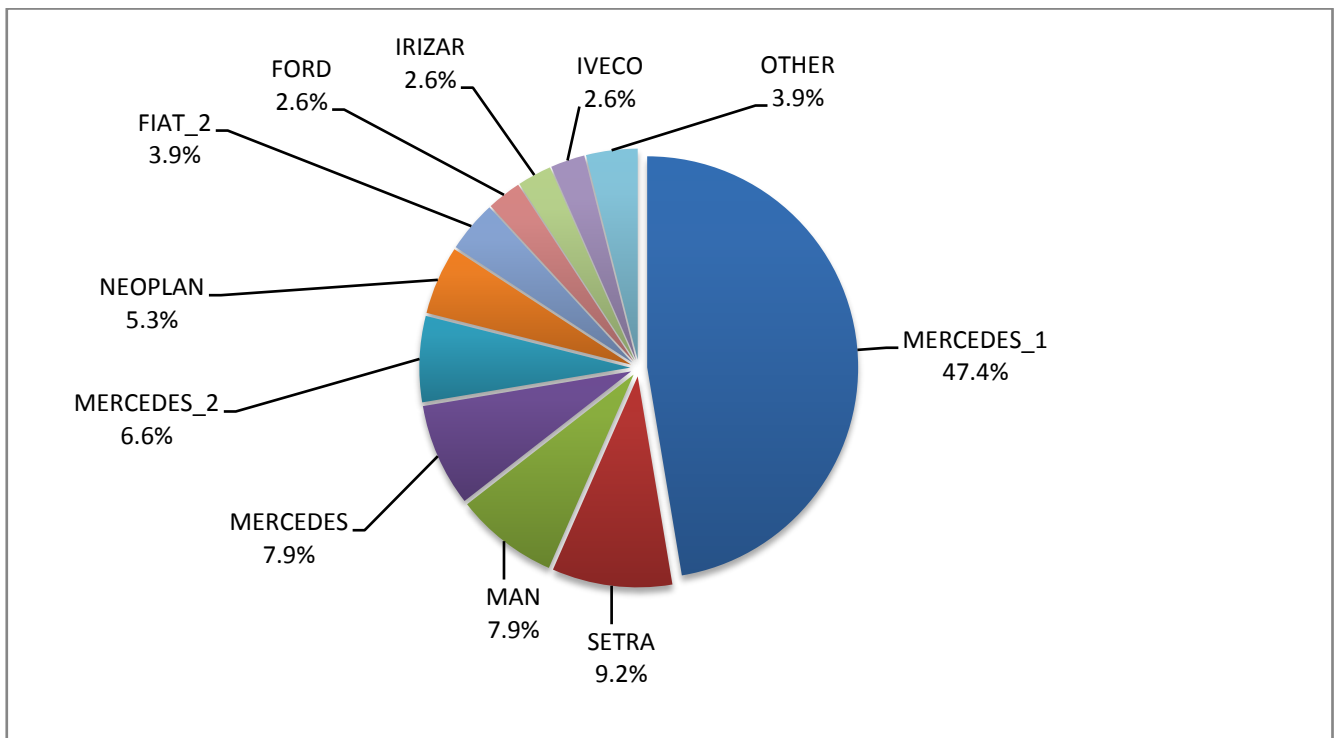


Table 7
Sales of new and used motorcycles by make or manufacturer: February 2020 and January - February 2020

Make	Motorcycles			
	February		January - February	
	new	used	new	used
ADIVA	-	-	-	1
APRILIA	1	6	4	9
BAJAJ	-	1	4	1
BENELLI	17	-	37	-
BETA	4	-	16	-
BMW	62	8	110	30

Table 7 (cont)

Sales of new and used motorcycles by make or manufacturer: February 2020 and January - February 2020

Make	Motorcycles			
	February		January - February	
	new	used	new	used
BOMBARDIER RECREATIONAL PRODUCTS ING (BRP)	1	-	4	-
BRIXTON	4	-	9	-
CAGIVA	-	1	-	1
CFMOTO	10	-	15	-
CFMOTO, GOES	-	-	5	-
DAELIM	1	-	2	-
DAYANG	-	-	1	-
DAYANG, DAYTONA MOTORS, NIPPONIA, KUBA	48	-	101	-
DAYANG, DAYTONA MOTORS, NIPPONIA, SALCANO	199	3	407	5
DAYTONA	-	1	-	1
DUCATI	9	5	14	9
EVA, EMBUGGY, VINTAGE, EVANGEL	2	-	2	-
GILERA	-	3	-	3
HAOJIAN, ZONTES, TAYO, Sharpon, IFINO, KIDEN, ZHONGYU, CUBTOM, DIYUN, NAMIN, TIM DERVI, VUKA, THUMP, RIPPER	1	-	4	-
HARLEY DAVIDSON	6	8	16	20
HONDA	220	41	462	82
HSUN, HISUN, APACHI, Mx, MASAI, HYTRACK, TRAPPER, PUMAREX, GEON, ASYAMOTOR, DAYTONA MOTORS, KRAL	-	-	1	-
HUONIAO, DH.HAOTIAN, MOTORINI, PEGASUS, MASH	1	-	3	-
HUSABERG	-	2	-	2
HUSQVARNA	2	1	6	2
IANYING, TYM, XINBEN, TEYIN, RIYA, ONGYUNDA, SANBEN, ALFA, Senzo, La Souris, TCB, KENTOYA	2	-	2	-
INDIAN MOTORCYCLE	2	-	5	1
JIAJUE, JOYRACE, MAXON, GINEVA MOTO, MONDIAL, UGUR, DERRACE, VIARELLI, Berini, MAGPOWER, ROMET MOTORS	-	-	4	-
JIAYUAN	5	-	7	-
KAWASAKI	10	7	25	17
KEWET	-	1	-	1
KTM	30	4	56	9
KWANG YANG	-	-	-	2
KYMCO	88	33	186	59
LAMBRETTA	-	1	1	1
LIFAN, HONLEI, SKYGO, BISAN-LIFAN	-	-	1	-
LIGIER	-	-	-	1
Lingzhida, LINZDA, LINDN, LINYI, LONGMAO, NLIGHT	1	-	1	-
LINHAI, LHY, KUBA	-	-	1	-
LML	-	1	-	1
LONGJIA, ITALJET, ORCAL, BEELINE	1	-	3	-
LONGJIA, ITALJET, ORCAL, BEELINE, ROMET MOTORS, GEMINI, LEXMOTO, JAHANRO, VGA, DAYTONA MOTORS	-	-	1	-
LONGJIA, lexmoto, Gemini, MH Motorcycles, MONDIAL, Jahanro, UM, ORCAL, VGA, NECO, ALFASCOOTERS, ROMET MOTORS	1	-	1	-
LONGJIA, ORCAL, TNT MOTOR, BEELINE, VGA, ITALJET, GEMINI, lexmoto, Jahanro, italo, NECO	5	-	6	-
MALAGUTI	-	2	-	2
MBK	2	1	7	2
MG MOTO	5	-	8	-
MGK HM	126	-	299	1

Table 7 (cont)

Sales of new and used motorcycles by make or manufacturer: February 2020 and January - February 2020

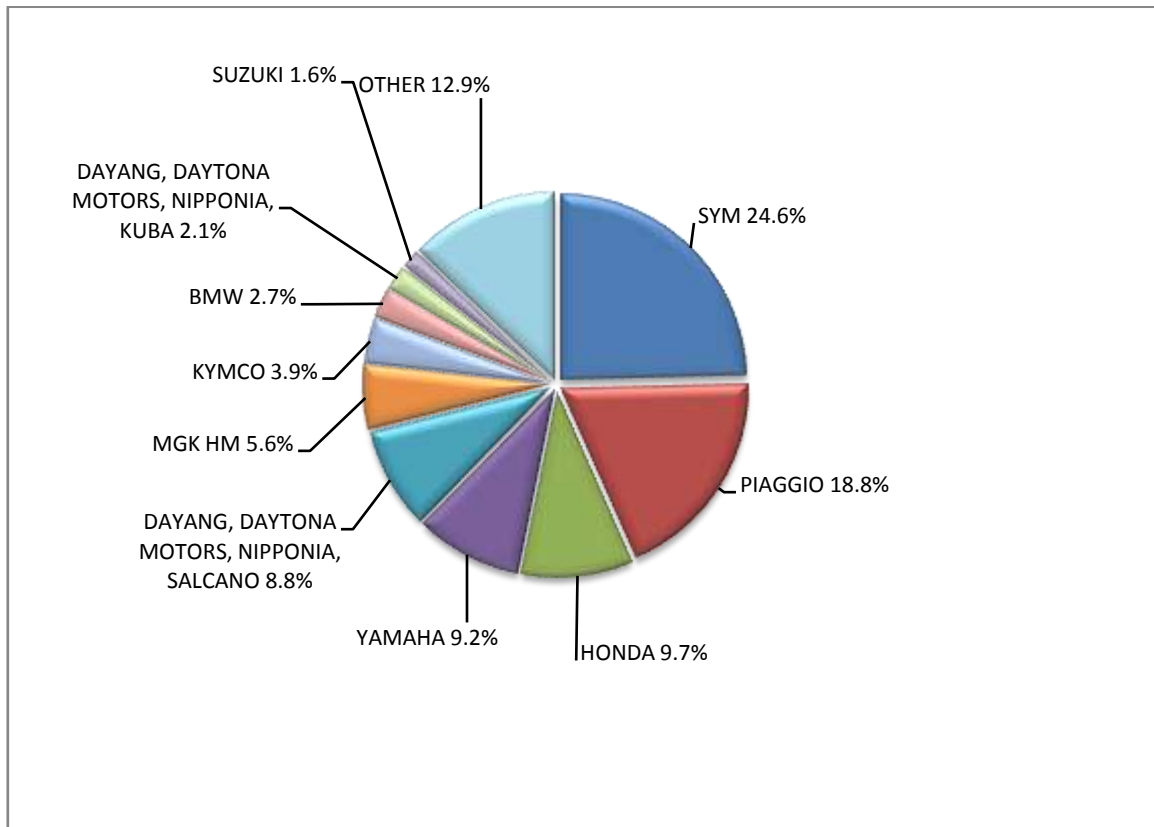
Make	Motorcycles			
	February		January - February	
	new	used	new	used
MONDIAL, PELPI INTERNATIONAL	1	-	1	-
MOTO GUZZI	4	-	9	-
MOTO S.P.A	1	-	1	-
NOUN ELECTRIC	-	-	1	-
PEUGEOT	8	1	23	2
PIAGGIO	426	38	768	72
POLARIS	5	-	8	-
QJ, QJIANG, KEEWAY, LEONE, KUBA, RKS, BENELLI, VENGO	2	-	4	-
QJ, QJIANG, KEEWAY, LEONE, KUBA, RKS, TELL, EMPIRE KEEWAY, BENELLI, VENGO	2	-	2	-
QJ, QJIANG, KEEWAY, LEONE, RKS, BENELLI, EMPIRE KEEWAY, KUBA	26	-	45	-
QJ, QJIANG, KEEWAY, LEONE, TELL, KUBA, RKS, BENELLI, VENGO	1	-	2	-
QUADRO VEHICLES	2	-	13	-
QUADRO, QUADRO VEHICLES	4	-	15	-
ROYAL ENFIELD	1	1	2	1
Royalloy,Royal Alloy,RA,SCOMADI,VALENTINO,VALENTINO MOTORI	1	-	1	-
SAKURA, GOLDENLION, E.F.O., Fauro, Viverra, Nitrox	1	-	1	-
SAKURA, GOLDENLION, E.F.O., Fauro, Viverra, Nitrox, STRELLA City, Artisan	1	-	3	-
SAN YANG	-	1	-	1
SCUTUM, ETRIX, SILENCE	-	-	1	-
SHANYANG, ATLAS PANTHER, YAMAZUKI MOTO, MOTORKING, Hirlee, XB	4	-	5	-
SHARE'NGO, ZHIDOU	-	-	1	-
SHENGWO NEW ENERGY, YUKI	4	-	4	-
SHERCO	-	3	-	3
SHINERAY, MONDIAL, DAYTONA MOTORS, WK, ROMET MOTORS, MASH, M1NSK, WK BIKES, DERRACE	-	-	1	-
SKYTEAM, SACIN, METALCO, SOKUDO, BAZUKA, MINICO, MOTOS BORDOY, SUMCO, ROXON, CSR, MONKEY BIKES, FAZTEK	-	-	1	-
SKYTEAM, SASIN, CSR, METALCO, SOKUDO, BAZUKA, MINICO, MOTOSBASI	-	-	1	-
SUZUKI	36	12	65	21
SWM	-	-	1	-
SYM	557	7	1,056	16
TAYO, HAOJIANG, ZHONGYU, THUMP, THUMPSTAR, KIDEN, ZONTES, Junak, SENKE, TANNY, TYAN, ROMET	24	-	52	-
TAYO, HAOJIANG, ZHONGYU, THUMP, THUMPSTAR, KIDEN, ZONTES, Junak, SENKE, TANNY, TYAN, ROMET, ROMET MOTORS, ROUTER	16	-	35	-
TGB	-	-	-	1
TIANYING, RIYA, HONGYUNDA, TYM, HONLING	3	-	6	-
TIANYING, RIYA, HONGYUNDA, TYM,HONLING, TAMCO, ALISON, DMK MOTORS, WLIE,LEEWAY, WLXQ, AP Gmoto, ALFA	2	-	2	-
TIANYING, TYM, XINBEN,TEYIN, RIYA, HONGYUNDA, SANBEN, ALFA, Senzo, La Souris, TCB	-	-	1	-
TRIUMPH	10	1	17	1
XGJAO, ZIPP, TOROS, ROMET, ROMET MOTORS, ROUTER, VEEROAD, DAYTONA MOTORS, GEMINI, MH MOTORCYCLES, MTG MOTORS	5	-	12	-
YAMAHA	209	56	448	100
YAMAHA, MBK	31	1	72	1
YINGANG, BENYI, ROMET MOTORS, YUKI, ROUTER, MOTORAN, DAYTONA MOTORS, M1NSK, HAMACHI, KUBA, MONDIAL	3	-	5	-

Table 7 (cont)

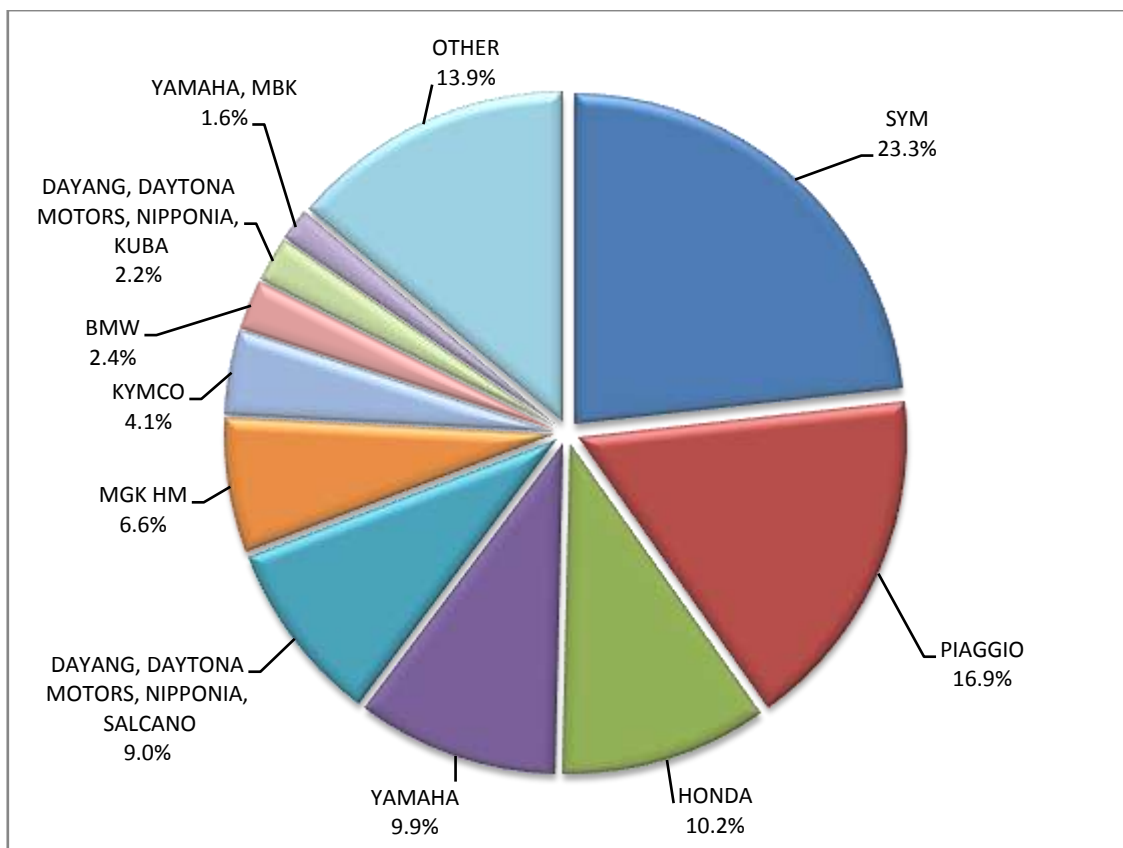
Sales of new and used motorcycles by make or manufacturer: February 2020 and January - February 2020

Make	Motorcycles			
	February		January - February	
	new	used	new	used
YINXIANG, KENBO	1	-	3	-
ZHONGNENG, ZNEN, AGM, AJS, YUKI, COLIBRI, EUROCKA, BTC, NOVA MOTORS, LEXMOTO, Actionbikes Motors	5	-	7	-
ZHONGNENG, ZNEN, AGM, AJS, YUKI, COLIBRI, EUROCKA, BTC, NOVA MOTORS, LEXMOTO	1	-	3	-
ZONGSHEN	-	-	1	-
ZONGSHEN, ZIP STAR, Lexmoto, ICONE, VORTEX, M1NSK, MACBOR, MONDIAL, ROMET MOTORS	-	-	1	-
ZONGSHEN, ZIPSTAR, ICONE, JUNAK, Lexmoto, MH Motorcycles, MINSK, MONDIAL, ROMET MOTORS, SINNIS	1	-	1	-
TOTAL	2,264	251	4,538	482

Graph 13. Sales of new motorcycles (February 2020)



Graph 14. Sales of new motorcycles (January - February 2020)



EXPLANATORY NOTES

Survey on the issuing of new road motor vehicle circulation licenses	The survey on the issuing of new motor vehicle circulation licenses is a census survey. The released data give information, at country level, on the brand and type of the motor vehicle, as well as whether it is new or used. The survey does not include vehicles that move on rails, trolley busses, agricultural tractors and machinery. In addition, the following are excluded: all motor vehicles of the Armed Forces, Police, Fire Brigade, State Services, Diplomatic Corps, Foreign Missions, and Invalids of Wars, as well as motorcycles with a cylinder capacity less than 50 cc.
Legal basis	Law 3832/2010
Reference Period	February 2020
Coverage	The production of monthly data is based on the registers held by the Ministry of Infrastructure, Transport and Networks, which records all the monthly changes observed in the vehicle registration licenses at country level.
Definitions	<p>Road motor vehicle is any vehicle that, irrespective of the number of wheels, is moved by an engine and is designed to transport persons or cargo or both of them, either they are on the same single vehicle or on a trailer carried by the main motor vehicle.</p> <p>New road motor vehicle is any motor vehicle that is registered for the first time in Greece during the reference month and has not been put into circulation in any other country.</p> <p>Used motor vehicle is any motor vehicle that is registered for the first time in Greece and has been imported as a used one from abroad</p> <p>Passenger motor vehicle: it is a motor vehicle designed to carry mostly people, having no more than 9 seats, including the driver's seat.</p> <p>Bus: it is a motor vehicle, which is designed to carry mostly people, having more than 10 seats, including the driver's seat. In the corresponding tables of this Press Release, this category also includes articulated buses.</p> <p>Lorry: it is motor vehicle designed to carry mostly cargo. In the corresponding tables of this Press Release, this category also includes tractors, tow trucks, articulated tractors, and trucks with trailers.</p> <p>Motorcycle: any two-wheeled motor vehicle, with or without sidecar, with maximum authorized design speed over 45 km/h, or in case it is powered by a combustion engine, with a cylinder capacity of 50 cc or over. In the corresponding tables of this Press Release, this category also includes the three-wheeled motor vehicles – motor tricycles.</p> <p>Tricycle motor vehicle: it is a motor vehicle with three symmetrical wheels with maximum authorized design speed over 45 km/h, or in case it is powered by a combustion engine, with a cylinder capacity over the 50 cc. This category also includes four-wheel vehicles, except the light four-wheel motorcycles, whose empty vehicle tare (excluding the weight of the fuel or mixture of fuel-oil or the weight of the batteries for electric cars) is up to 400 kg in the case the vehicle is designed for passenger use or up to 550 kg in case the vehicle is designed to carry cargo and whose engine is up to 15KW.</p>
Methodology	Exhaustive Survey. The primary data derive from the Ministry of Infrastructure, Transport and Networks and are based on the issuing of new circulation licenses as they are registered by the Regional Offices for Transport and Communications.
References	More information (graphs, tables) concerning the survey on the issuing of new motor vehicle circulation licenses are available on the webpage of ELSTAT, www.statistics.gr , under the link http://www.statistics.gr/en/statistics/-/publication/SME24/