



SURVEY ON SPECIAL EDUCATION SCHOOLS END OF SCHOOL YEAR 2022/2023

The Hellenic Statistical Authority (ELSTAT) announces statistics on Special Education Schools, end of school year 2022/2023. The survey includes formal education school units under the competency of the Ministry of Education, Religious Affairs and Sports. The survey covers the school units of Pre-Primary and Primary Education (Special Kindergartens and Special Primary schools) and Secondary Education (Special Lower and Upper Secondary Education schools, Special Vocational Lower and Upper Secondary Education schools and Special Vocational Education workshops). The survey also covers the Special Kindergartens of the Hellenic Society for the Protection and Rehabilitation of the Disabled Children (ELEPAP).

According to the survey data, the following are observed:

- a) The **number of school units of Pre-Primary and Primary Education** in the school year 2022/2023 compared with 2021/2022 increased from 302 to 304 (0.6%) while the **number of school units of Secondary Education** remained unchanged at 220 units (Table 1).
- b) **Teaching staff** in the school year 2022/2023 compared with 2021/2022 decreased by 2.5% in Pre-Primary and Primary Education and increased by 9.5% in Secondary Education (Table 2).
- c) The number of **pupils enrolled** in the school year 2022/2023 compared with 2021/2022 increased by 6.6% in Pre-Primary and Primary Education and by 0.5% in Secondary Education. Out of the total number of pupils enrolled, male pupils accounted for 67.8% and females for 32.2% (Tables 2 and 3).
- d) The most prevalent **special education need** among pupils enrolled in was autism, accounting for 38.1%, followed by intellectual disability with 30.7% (Table 3).
- e) The **ratio of teaching staff to pupils** was 1 teacher per 2.37 pupils in the school year 2022/2023 compared with 1 teacher per 2.39 pupils in 2021/2022 (Table 2).
- f) The **Region of Attiki** accounted for 34.1% of the total number of pupils enrolled in the Special Education School Units of Greece, followed by the **Region of Kentriki Makedonia** with 16.1% (Table 2).

Information on methodological issues:

Division of Sectoral Statistics
Section of Education & Sports Statistics
Head of the Section: Dimitra Angelopoulou
Tel: +30 213 135 2134
e-mail: d.angelopoulou@statistics.gr

Information for data provision:

Tel. +30 213 135 2022, 2310
e-mail: data.dissem@statistics.gr

Table 1 and Chart 1 depict the number of Special Education School Units in the school years 2022/2023.

Tables and charts that follow depict data on pupils' population and teaching staff in the Special Education School Units of Greece for school year 2022/2023 in comparison to 2021/2022.

Table 1. Number of School Units by Level of Education, Type of School Unit and Region

<i>Level of Education and Type of School Unit</i>		
Level and Type of School Unit	Number of school units	
	2021/2022	2022/2023
Special Kindergarten	120	123
Special Primary School	182	181
TOTAL OF PRE-PRIMARY/PRIMARY EDUCATION	302	304
Special Lower Secondary Education School	13	6
Special Vocational Lower Secondary Education School	56	63
Special Vocational Education and Training Workshop	93	93
Special Upper Secondary Education School	7	3
Special Vocational Upper Secondary Education School	51	55
TOTAL OF SECONDARY EDUCATION	220	220
TOTAL	522	524
<i>Region</i>		
Region (NUTS 2)	Number of school units	
	2021/2022	2022/2023
Anatoliki Makedonia, Thraki	34	34
Kentriki Makedonia	96	95
Dytiki Makedonia	22	23
Thessalia	37	38
Ipeiros	20	22
Ionia Nisia	18	19
Dytiki Ellada	44	43
Stereia Ellada	26	26
Peloponnisos	29	30
Attiki	110	110
Voreio Aigaio	20	19
Notio Aigaio	28	26
Kriti	38	39
TOTAL	522	524

Chart 1. Number of School Units by Type, school year 2022/2023

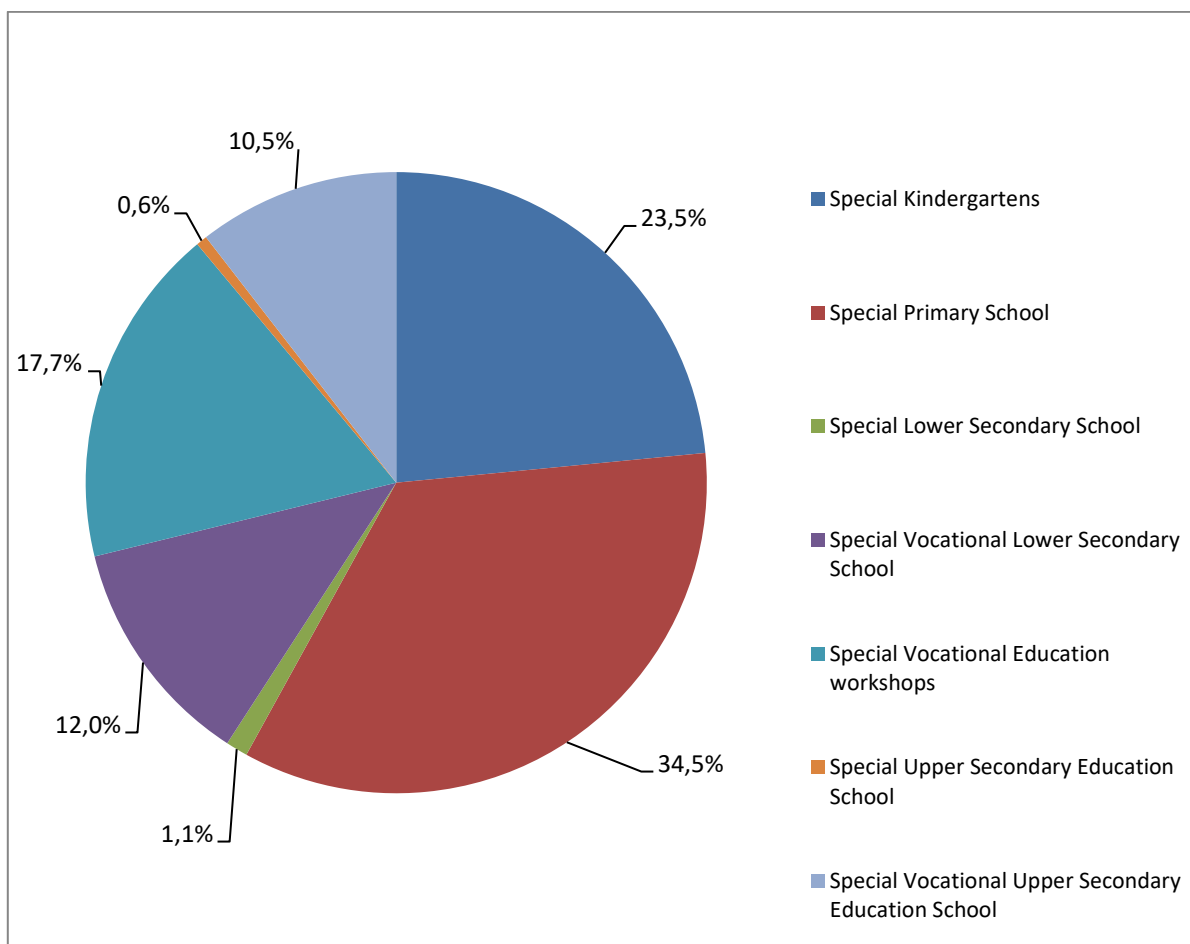


Table 2. Pupils enrolled and teaching staff by Level of Education, Type of School Unit and Region

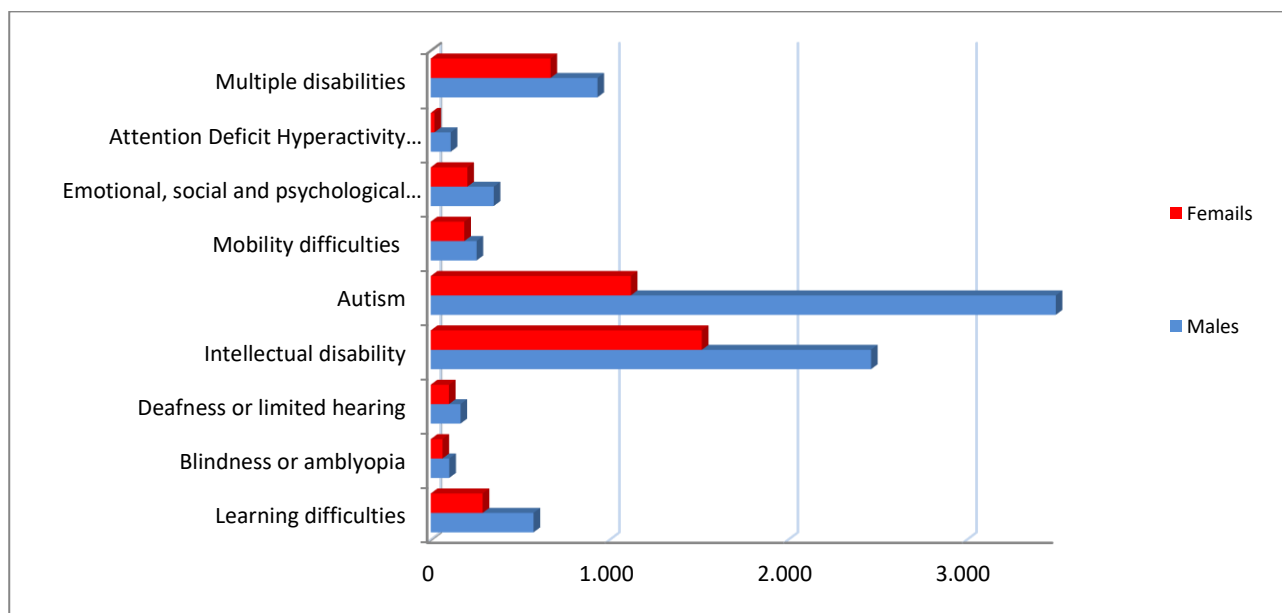
<i>Level of Education and Type of School Unit</i>						
Level and Type of School Unit	Pupils enrolled			Teaching Staff ¹		
	2021/22	2022/23	Change (%)	2021/22	2022/23	Change (%)
Special Kindergarten	831	990	19.1	350	341	-2.6
Special Primary School	4,344	4,527	4.2	2,145	2,091	-2.5
TOTAL OF PRE-PRIMARY/PRIMARY EDUCATION	5,175	5,517	6.6	2,495	2,432	-2.5
Special Lower Secondary Education School	357	246	-31.1	137	97	-29.2
Special Vocational Lower Secondary Education School	1,846	1,998	8.2	1,023	1,259	23.1
Special Vocational Education and Training Workshop	3,576	3,606	0.8	1,530	1,621	5.9
Special Upper Secondary Education School	118	83	-29.7	33	32	-3.0
Special Vocational Upper Secondary Education School	1,528	1,531	0.2	42	20	-52.4
TOTAL OF SECONDARY EDUCATION	7,425	7,464	0.5	2,765	3,029	9.5
TOTAL	12,600	12,981	3.0	5,260	5,461	3.8
<i>Region</i>						
Region (NUTS 2)	Pupils enrolled			Teaching Staff		
	2021/22	2022/23	Change (%)	2021/22	2022/23	Change (%)
Anatoliki Makedonia, Thraki	741	818	10.4	292	303	3.8
Kentriki Makedonia	2,094	2,090	-0.2	964	1,033	7.2
Dytiki Makedonia	233	261	12.0	150	154	2.7
Thessalia	749	823	9.9	383	408	6.5
Ipeiros	327	363	11.0	146	162	11.0
Ionia Nisia	323	333	3.1	118	128	8.5
Dytiki Elllada	1,058	952	-10.0	380	405	6.6
Stereia Elllada	662	643	-2.9	251	241	-4.0
Peloponnisos	587	651	10.9	235	239	1.7
Attiki	4,288	4,433	3.4	1,605	1,666	3.8
Voreio Aigaio	260	292	12.3	144	129	-10.4
Notio Aigaio	403	408	1.2	196	179	-8.7
Kriti	875	914	4.5	396	414	4.5
TOTAL	12,600	12,981	3.0	5,260	5,461	3.8

¹ In case that a Special Vocational Lower Secondary School operates together with a Special Vocation Upper Secondary School, the teaching staff is registered for the Special Vocational Lower Secondary School. The same applies for the Special Lower Education Schools, which have classes of Special Upper Secondary Schools.

Table 3. Pupils enrolled by category of special education need² and gender

Category of special education need	Pupils enrolled					
	2021/2022			2022/2023		
	Total	Males	Females	Total	Males	Females
Learning difficulties	891	606	285	867	576	291
Blindness or amblyopia	149	91	58	170	104	66
Deafness or limited hearing	287	181	106	269	167	102
Intellectual disability	3,858	2,358	1,500	3,985	2,466	1,519
Autism	4,530	3,511	1,019	4,949	3,828	1,121
Mobility difficulties	435	255	180	445	257	188
Emotional, social and psychological difficulties	619	400	219	558	353	205
Attention Deficit Hyperactivity Disorder (ADHD)	144	126	18	133	112	21
Multiple disabilities	1,687	953	734	1,605	934	671
TOTAL	12,600	8,481	4,119	12,981	8,797	4,184

Chart 2. Pupils enrolled by category of special education need and gender, school year 2022/2023



² If a pupil encounters more than one special education need, he/she is registered only once, under the more serious need.

A. SPECIAL KINDERGARTENS

Table 4. Pupils enrolled and teaching staff by Sector and Region

<i>Sector</i>						
School Units	Pupils enrolled			Teaching Staff		
	2021/22	2022/23	Change (%)	2021/22	2022/23	Change (%)
Public	753	975	29.5	329	336	2.1
Legal Entities of Private Law ³	78	15	-80.8	21	5	-76.2
TOTAL	831	990	19.1	350	341	-2.6
<i>Region (NUTS 2)</i>						
Region (NUTS 2)	Pupils enrolled			Teaching Staff		
	2021/22	2022/23	Change (%)	2021/22	2022/23	Change (%)
Anatoliki Makedonia, Thraki	41	60	46.3	17	22	29.4
Kentriki Makedonia	95	142	49.5	60	57	-5.0
Dytiki Makedonia	16	26	62.5	12	11	-8.3
Thessalia	60	72	20.0	26	21	-19.2
Ipeiros	30	34	13.3	13	13	0.0
Ionia Nisia	16	26	62.5	11	6	-45.5
Dytiki Ellada	95	88	-7.4	28	33	17.9
Stereia Ellada	41	62	51.2	15	15	0.0
Peloponnisos	42	58	38.1	17	17	0.0
Attiki	292	308	5.5	88	98	11.4
Voreio Aigaio	12	19	58.3	10	8	-20.0
Notio Aigaio	34	31	-8.8	15	12	20.0
Kriti	57	64	12.3	38	28	-26.3
TOTAL	831	990	19.1	350	341	-2.6

³ Early Intervention Programmes of Hellenic Society for the Protection and Rehabilitation of the Disabled Children (ELEPAP) are addressed to pupils aged 4-7 years old with special education needs and are equivalent to pre-primary school units under the Ministry of Education (Law 3699/2008, Article 32, §1) .

B. SPECIAL PRIMARY SCHOOLS

Table 5. Pupils enrolled and teaching staff by Region

Region (NUTS 2)	Pupils enrolled			Teaching staff		
	2021/22	2022/23	Change (%)	2021/22	2022/23	Change (%)
Anatoliki Makedonia, Thraki	231	265	14.7	94	87	-7.4
Kentriki Makedonia	723	729	0.8	377	374	-0.8
Dytiki Makedonia	74	72	-2.7	40	44	10.0
Thessalia	276	299	8.3	159	164	3.1
Ipeiros	122	130	6.6	65	64	-1.5
Ionia Nisia	121	121	0.0	45	49	8.9
Dytiki Elllada	349	341	-2.3	146	156	6.8
Stereia Ellada	210	230	9.5	102	104	2.0
Peloponnisos	186	213	14.5	91	87	-4.4
Attiki	1,502	1,563	4.1	738	681	-7.7
Voreio Aigaio	90	95	5.6	50	34	-32.0
Notio Aigaio	144	144	0.0	73	57	-21.9
Kriti	316	325	2.8	165	190	15.2
TOTAL	4,344	4,527	4.2	2,145	2,091	-2.5

C. SPECIAL LOWER - UPPER SECONDARY EDUCATION SCHOOLS

(Special Lower Secondary Education Schools, Special Vocational Lower Secondary Education Schools and Special Vocational Education Workshops are included. Special Upper Secondary Education Schools and Special Vocational Upper Secondary Education Schools are also included)

Table 6. Pupils enrolled and teaching staff by Region

Region (NUTS 2)	Pupils enrolled			Teaching staff ⁴		
	2021/22	2022/23	Change (%)	2021/22	2022/23	Change (%)
Anatoliki Makedonia, Thraki	469	493	5.1	181	194	7.2
Kentriki Makedonia	1,276	1,219	-4.5	527	602	14.2
Dytiki Makedonia	143	163	14.0	98	99	1.0
Thessalia	413	452	9.4	198	223	12.6
Ipeiros	175	199	13.7	68	85	25.0
Ionia Nisia	186	186	0.0	62	73	17.7
Dytiki Elllada	614	523	-14.8	206	216	4.9
Stereia Ellada	411	351	-14.6	134	122	-9.0
Peloponnisos	359	380	5.8	127	135	6.3
Attiki	2,494	2,562	2.7	779	887	13.9
Voreio Aigaio	158	178	12.7	84	87	3.6
Notio Aigaio	225	233	3.6	108	110	1.9
Kriti	502	525	4.6	193	196	1.6
TOTAL	7,425	7,464	0.5	2,765	3,029	9.5

⁴ In case that a Special Vocational Lower Secondary School operates together with a Special Vocation Upper Secondary School, the teaching staff is registered for the Special Vocational Lower Secondary School. The same applies for the Special Lower Education Schools, which have classes of Special Upper Secondary Schools.

EXPLANATORY NOTES

Survey on Special Education Schools The Special Education School units of Pre-primary/Primary and Secondary Education are the following:

- Special Kindergartens
- Early Intervention Programmes of ELEPAP (Hellenic Society for the Protection and Rehabilitation of the Disabled Children) - Kindergartens
- Special Primary Schools
- Special Lower Secondary Education Schools
- Special Vocational Lower Secondary Education Schools
- Special Vocational Education Workshops
- Special Upper Secondary Education School
- Special Vocational Upper Secondary Education School

The survey is conducted on a yearly basis aiming at collecting data on the number of pupils enrolled, the school units and the number of teaching staff.

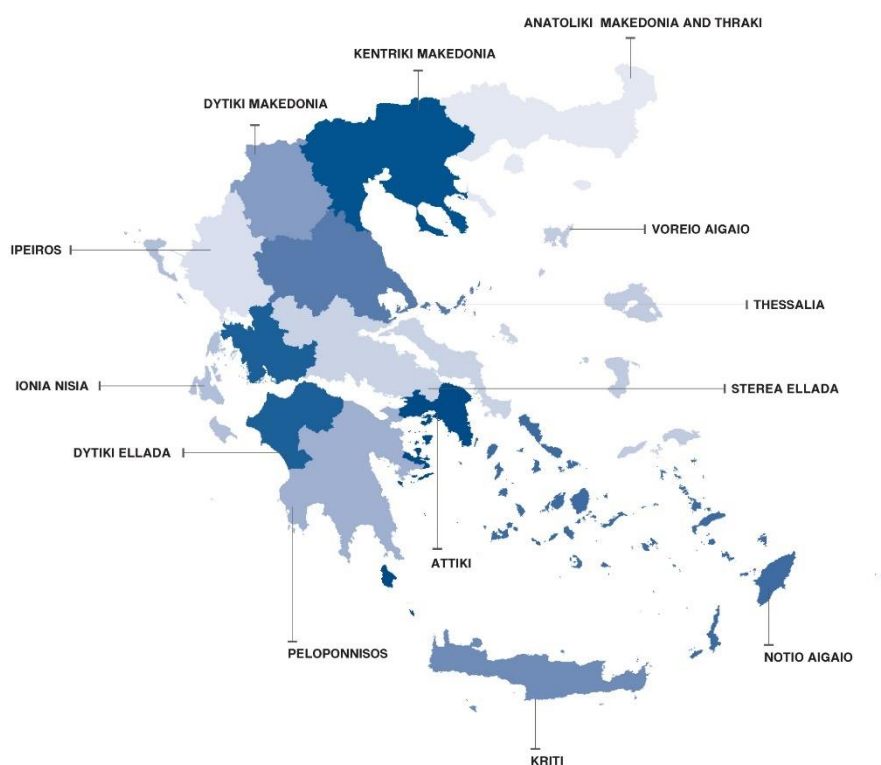
Legal Frame The survey is conducted by virtue of Regulation 452/2008 of the European Parliament and the Council and implementing Regulation 912/2013 of the European Commission.

Statistical Units The statistical units are the school units of Special Education.

Coverage Greece total.

Geographical Classification The geographical classification is based on Nomenclature of Territorial Units for Statistics.

Map of the 13 Regions (NUTS 2) of Greece



- Reference period** The data refer to the end of school year 2022/2023.
- Methodology and coverage** The survey on Special Education Schools is an annual census survey. The data are collected using questionnaires filled in by the relevant school units, which are transmitted to ELSTAT by the relevant Directorates of Primary and Secondary Education of the Ministry.
- References** More information, tables with the survey results, questionnaires, etc. on the Survey on Special Education Schools, can be found on the webpage of ELSTAT www.statistics.gr, at the link: "Statistics"/ Population and Social Conditions / Education and Training /Special Education (end of the school year)".