



Piraeus, 16 June 2023

PRESS RELEASE

TRAFFIC OF PASSENGERS, GOODS AND MOBILE UNITS IN GREEK PORTS: 4th QUARTER 2022(Provisional data)

The Hellenic Statistical Authority (ELSTAT) announces data on traffic of passengers, goods and mobile units in the Greek ports for the 4th Quarter 2022. Particularly:

- The total passenger traffic in Greek ports in the 4th quarter 2022 recorded an increase of 19.1% compared with the 4th quarter 2021, while at the corresponding comparison of the 4th quarter of 2021 with the 4th quarter of 2020 an increase by 51.3% was recorded (Table 1).
- The total movements of goods in Greek ports in the 4th quarter 2022 decreased by 4.4% compared with the 4th quarter 2021, while at the corresponding comparison of the 4th quarter of 2021 with the 4th quarter of 2020 an increase by 3.0% was recorded (Table 2).
- The total traffic of mobile units in Greek ports in the 4th quarter 2022 increased by 8.5% compared with the 4th quarter 2021, while at the corresponding comparison of the 4th quarter of 2021 with the 4th quarter of 2020 an increase by 27.8% was recorded (Table 3).

Graph 1. Traffic of Passengers and Goods, 1st Quarter 2020 – 4th Quarter 2022

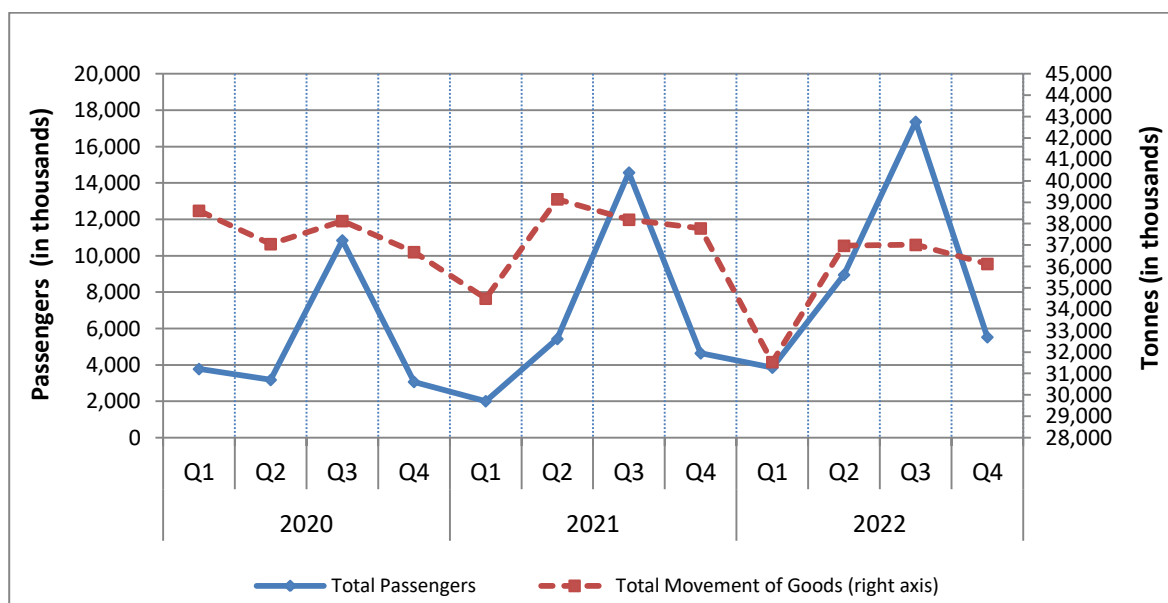


Table 1. Domestic and international passenger traffic in Greek ports: 4th Quarter 2020 - 2022

4 th Quarter					
	2020	2021	Change % 2021/2020	2022	Change % 2022/2021
Total:	3,069,398	4,643,253	51.3	5,528,479	19.1
Domestic passengers (Disembarked / embarked)	2,940,722	4,443,040	51.1	5,281,398	18.9
International passengers	128,676	200,213	55.6	247,081	23.4
Disembarked	63,339	91,290	44.1	114,877	25.8
Embarked	65,337	108,923	66.7	132,204	21.4

Graph 2. Domestic and international passenger traffic in Greek ports: 4th Quarter 2020 – 2022

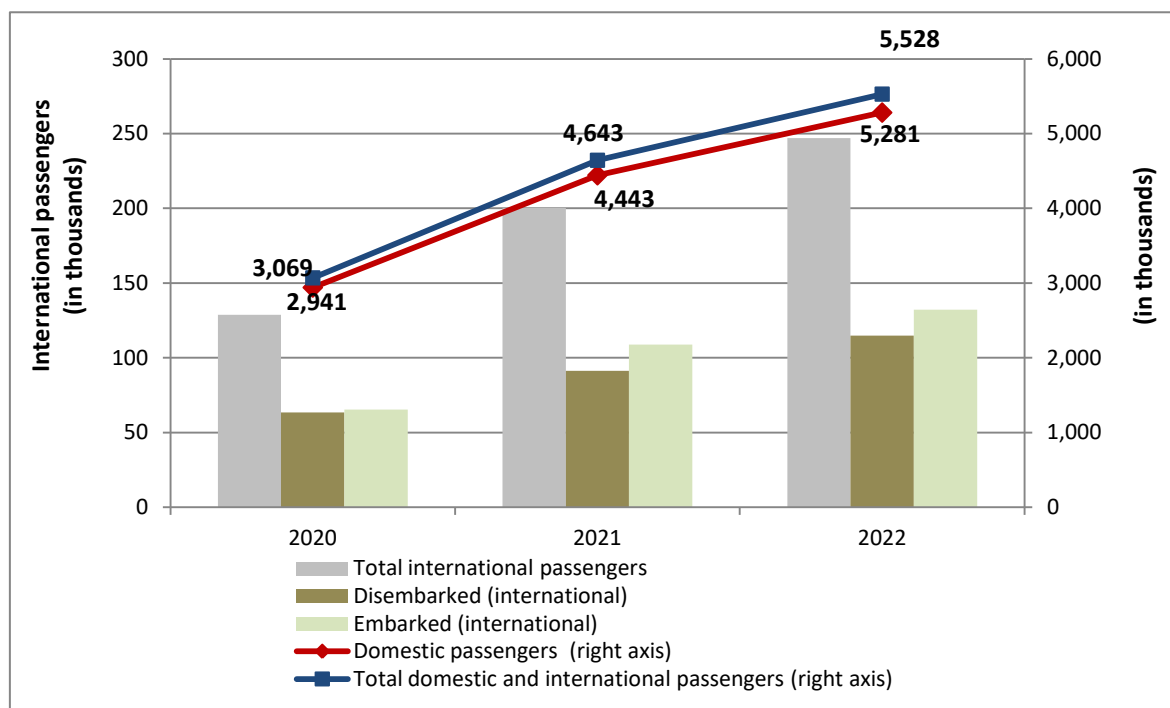


Table 2. Domestic and international movements of goods in Greek ports: 4th Quarter 2020 - 2022

4 th Quarter					
(in tons)	2020	2021	Change % 2021/2020	2022	Change % 2022/2021
Total:	36,671,431	37,781,157	3.0	36,120,139	-4.4
Domestic goods (Unloaded / loaded)	6,789,104	6,704,555	-1.2	6,966,063	3.9
International goods	29,882,327	31,076,602	4.0	29,154,076	-6.2
Unloaded	16,823,014	17,637,987	4.8	17,459,490	-1.0
Loaded	13,059,313	13,438,615	2.9	11,694,586	-13.0

Graph 3. Domestic and international movements of goods in Greek ports: 4th Quarter 2020 – 2022

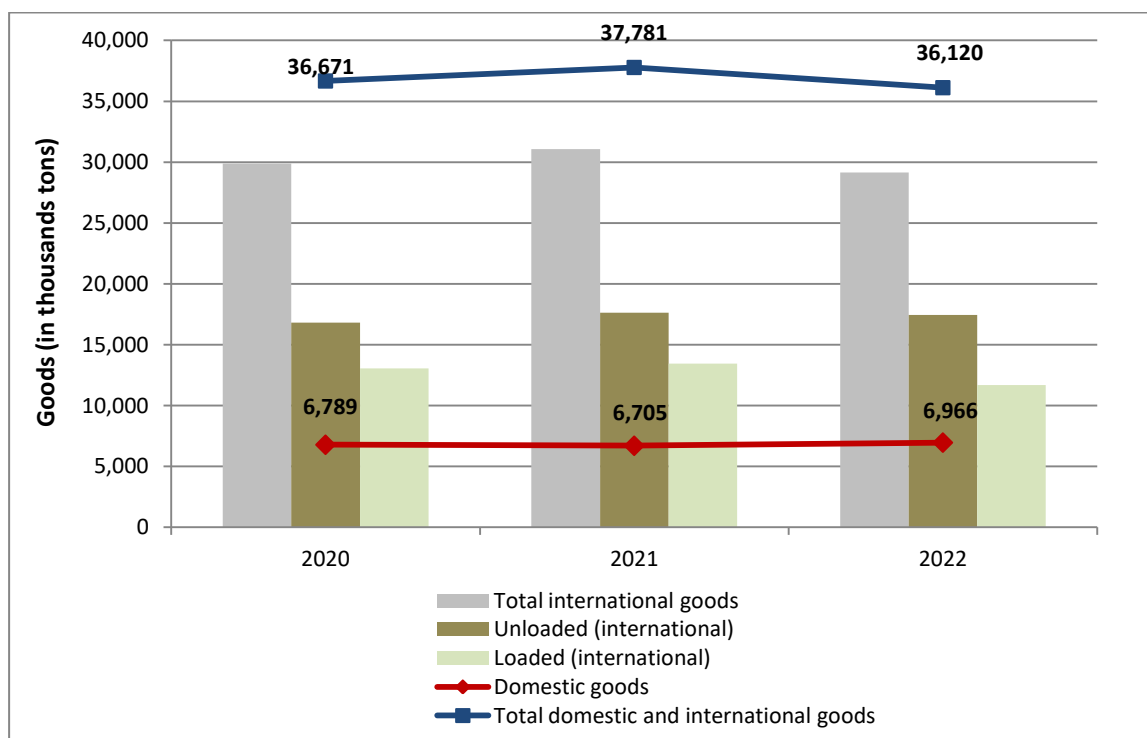
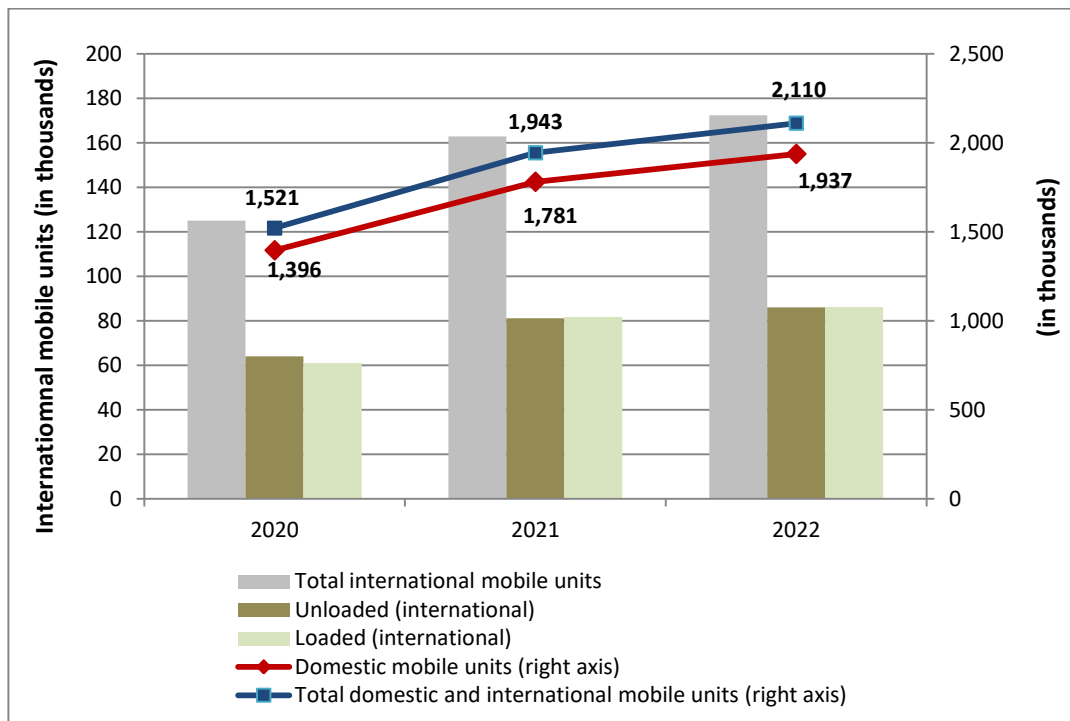


Table 3. Domestic and international traffic of mobile units in Greek ports: 4th Quarter 2020 - 2022

4 th Quarter					
	2020	2021	Change % 2021/2020	2022	Change % 2022/2021
Total:	1,521,009	1,943,455	27.8	2,109,614	8.5
Domestic mobile units (Unloaded / loaded)	1,395,912	1,780,550	27.6	1,937,229	8.8
International mobile units	125,097	162,905	30.2	172,385	5.8
Unloaded	64,018	81,174	26.8	86,142	6.1
Loaded	61,079	81,731	33.8	86,243	5.5

Graph 4. Domestic and international traffic of mobile units in Greek ports: 4th Quarter 2020 – 2022



METHODOLOGICAL NOTES

Survey on the traffic of passengers' goods and mobile units in Greek ports	<p>The survey on traffic of passengers, goods and mobile units in Greek ports is conducted on a monthly basis since 1960 and it has been producing quarterly and annual results. This survey is conducted in compliance with EU regulation 2009/42 which provides for the harmonization of statistical returns in respect of carriage of passengers' goods by sea in the EU Member States.</p> <p>The purpose of the survey is to collect statistical data on maritime transport and to disseminate these data to all relevant users.</p>
Legal framework	<p>This survey is fully harmonized with EU legislation and more specifically with Council Directive (EC) 2009/42 of the European Parliament.</p>
Reference period	<p>The data of the survey refer to the 4th quarter 2022.</p>
Coverage	<p>The survey covers all merchant vessels of net tonnage 10 GRT and over which carry passengers' goods and mobile units by sea to and from domestic and international ports for commercial purposes. Consequently fish-catching vessels, research and survey vessels, dredgers, naval vessels or vessels used solely for non-commercial purposes are not included in the survey.</p>
Definitions	<p>Domestic Passengers: Refers to movement of passengers between Greek ports. International passengers: Refers to movement of passengers in Greek ports with embarking or disembarking at foreign ports.</p>
Methodology	<p>The survey is an exhaustive survey which is conducted for all vessels meeting the necessary criteria. The survey is carried out by means of specialized questionnaires which must be filed in by the competent bodies:</p> <ul style="list-style-type: none">a) The domestic Port Authorities which have the responsibility to fill in the questionnaires for the goods transport in cooperation with the maritime transport agent.b) The shipping companies and the financial officers of the ships who have the responsibility to fill in the questionnaires for the passenger traffic.c) Piraeus Port Authority (OLP) and Thessaloniki Port Authority (OLTH) which record the large majority of goods transport data and send these statistical returns to ELSTAT electronically by means of a specially designed software application. <p>ELSTAT after having received all the above-mentioned data proceeds to data checks, codification, processing and tabulation of the data.</p> <p>It should be stressed that the survey is conducted in compliance with international classifications and definitions applied for the variables of the relevant survey, which are laid down in Eurostat's manual «Reference Manual on Maritime Transport Statistics Version 4.0 November 2017».</p>
References	<p>More information (tables charts) concerning the survey on maritime transport of passenger, goods and mobile units in the Greek ports by merchant vessels can be found on the web page of ELSTAT (www.statistics.gr) under the link https://www.statistics.gr/el/statistics/-/publication/SMA06</p>