



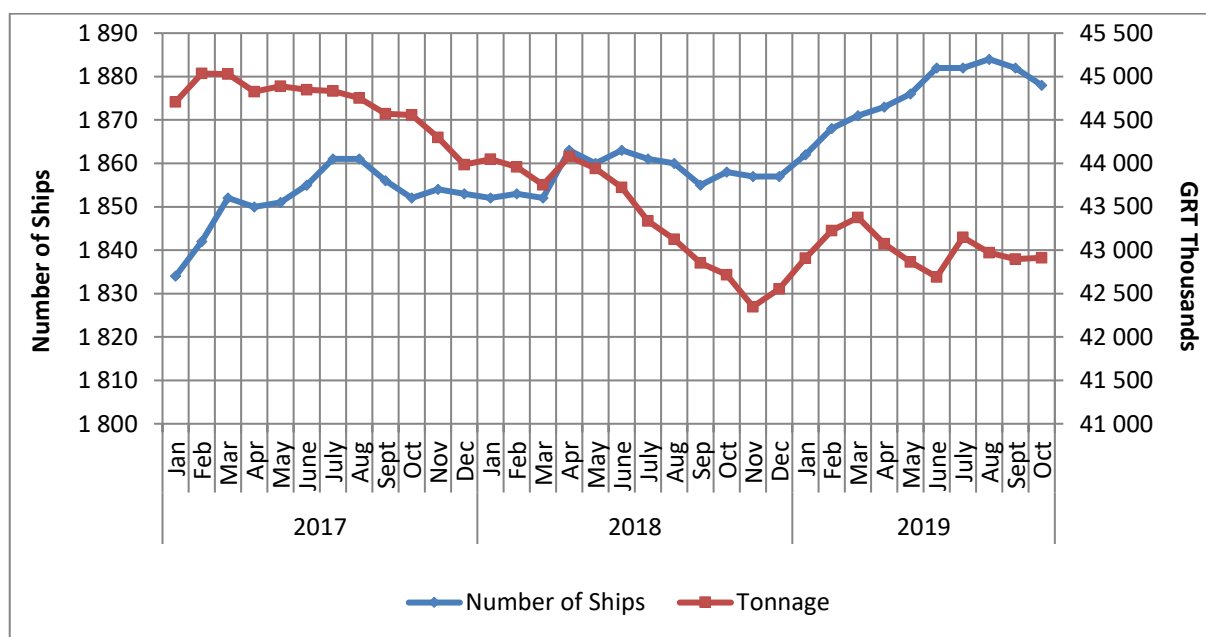
PRESS RELEASE

GREEK MERCHANT FLEET: October 2019 (Provisional data)

The Hellenic Statistical Authority (ELSTAT) announces data on the Greek Merchant Fleet (for vessels of 100 GRT¹) for October 2019. Particularly:

- The Greek Merchant Fleet increased by 1.1% in October 2019 compared with October 2018. An increase of 0.3% was recorded in October 2018 compared with October 2017 (Table 1).
- The gross tonnage of the Greek Merchant Fleet, for vessels of 100 GRT and over, recorded an increase of 0.5% in October 2019 compared with October 2018. A decrease of 4.1% was recorded in October 2018 compared with October 2017 (Table 1).

Graph 1: Greek Merchant ships of 100 GRT and over: January 2017 – October 2019



Information on methodological issues:

Division of Sectoral Statistics

Section of Transport Statistics

P. Tzortzi, F.Georgakopoulou

Tel : +30 213 135 2187, +30 213 135 3090

Fax: +30 213 135 2757

E mail: p.tzortzi@statistics.gr

f.georgakopoulou@statistics.gr

Information for data provision:

Tel. +30 213 135 2022

E mail. data.dissem@statistics.gr

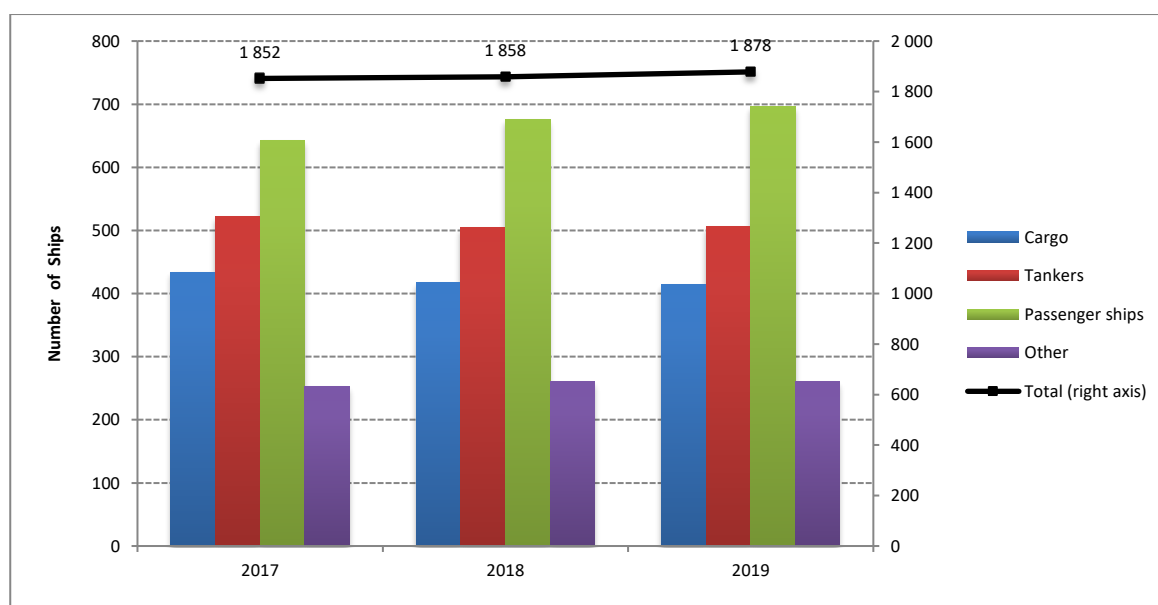
¹ GRT: Gross Tonnage

Table 1. Number and tonnage of Greek Merchant ships of 100 GRT and over, by types of ships, October 2017 – 2019

October										
	2017		2018		Change % 2018/2017		2019		Change % 2019/2018	
Types of ships	Number of Ships	Tonnage (GRT)	Number of Ships	Tonnage (GRT)	Number of Ships	Tonnage (GRT)	Number of Ships	Tonnage (GRT)	Number of Ships	Tonnage (GRT)
Cargo	434	13,529,199	418	12,799,576*	-3.7	-5.4	414	12,260,913	-1.0	-4.2
Tankers	522	29,594,033	505	28,508,794	-3.3	-3.7	506	29,231,652	0.2	2.5
Passenger ships	643	1,342,917	675	1,317,234	5.0	-1.9	697	1,330,696	3.3	1.0
Other	253	88,910	260*	92,125*	2.8	3.6	261	89,872	0.4	-2.4
Total:	1,852	44,555,059	1,858*	42,717,729*	0.3	-4.1	1,878	42,913,133	1.1	0.5

*revised data

Graph 2a: Number of Greek Merchant ships of 100 GRT and over, by types of ships, October 2017 – 2019



Graph 2b: Tonnage of Greek Merchant Ships of 100 GRT and over, by types of ships, October 2017 – 2019

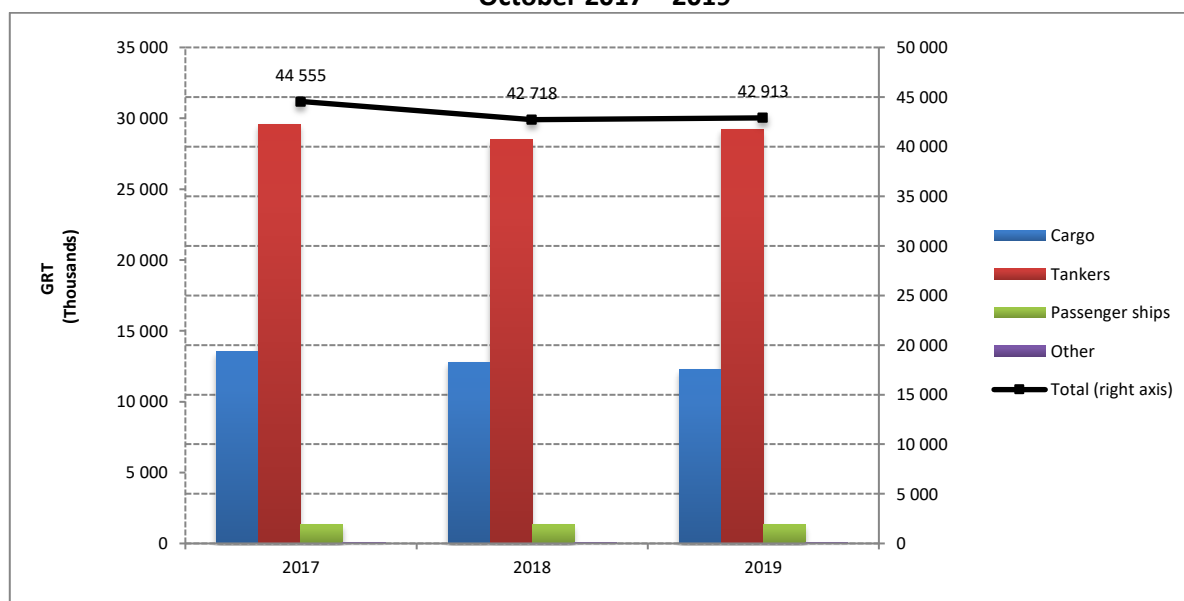


Table 2. Distribution of the Greek Merchant ships of 100 GRT and over, by tonnage groups, October 2017 – 2019

October										
	2017		2018		Change % 2018/2017		2019		Change % 2019/2018	
Tonnage Groups	Number of Ships	Tonnage (GRT)	Number of Ships	Tonnage (GRT)	Number of Ships	Tonnage (GRT)	Number of Ships	Tonnage (GRT)	Number of Ships	Tonnage (GRT)
[100-500)	761	193,119	792*	197,831*	4.1	2.4	812	200,863	2.5	1.5
[500-3,000)	347	429,857	356	439,513*	2.6	2.2	356	437,144	0.0	-0.5
[3,000-7,000)	74	325,872	76	339,215	2.7	4.1	78	347,885	2.6	2.6
[7,000-10,000)	21	178,711	24	204,176	14.3	14.2	24	204,176	0.0	0.0
[10,000-20,000)	49	725,149	46	674,985	-6.1	-6.9	48	701,143	4.3	3.9
[20,000-30,000)	78	2,075,053	70	1,840,393	-10.3	-11.3	71	1,882,650	1.4	2.3
[30,000+)	522	40,627,298	494	39,021,616	-5.4	-4.0	489	39,139,272	-1.0	0.3
Total:	1,852	44,555,059	1,858*	42,717,729*	0.3	-4.1	1,878	42,913,133	1.1	0.5

*revised data

Graph 3: Distribution of Greek Merchant ships of 100 GRT and over, by tonnage groups, October 2017 – 2019

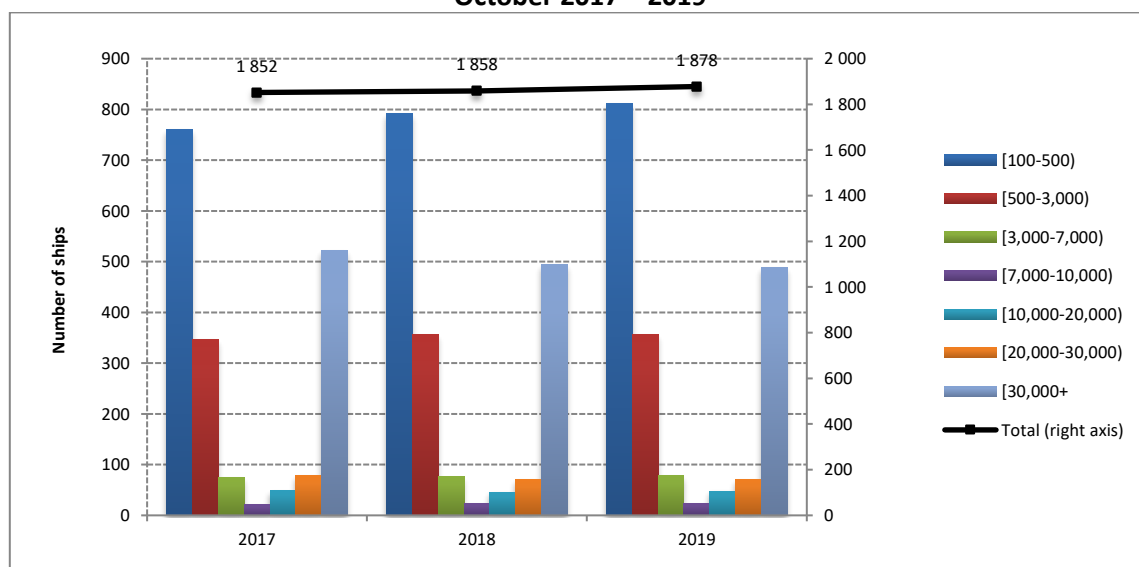
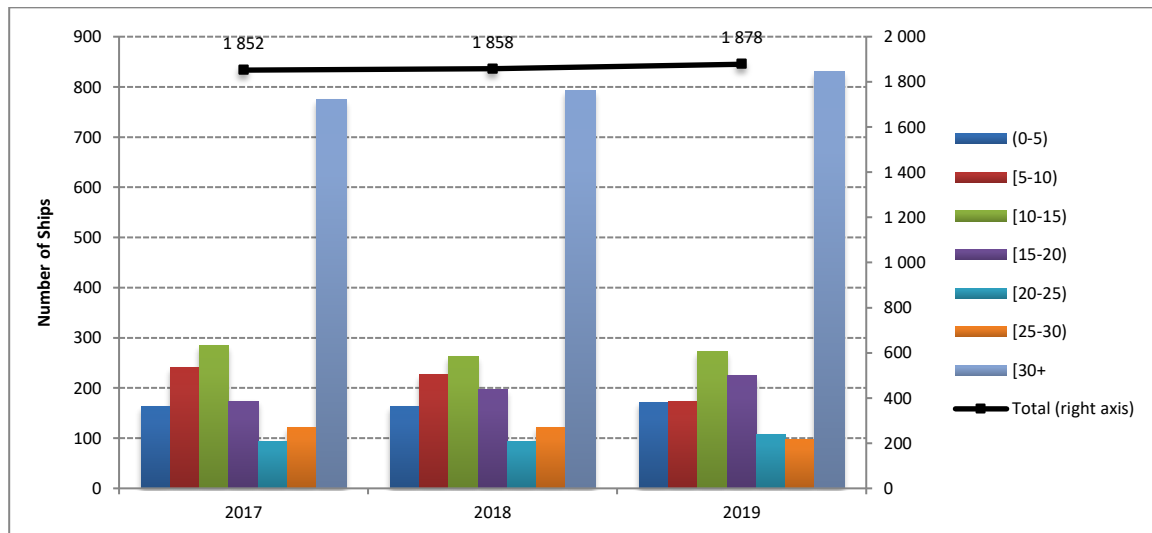


Table 3. Distribution of Greek Merchant ships of 100 GRT and over, by age groups, October 2017 – 2019

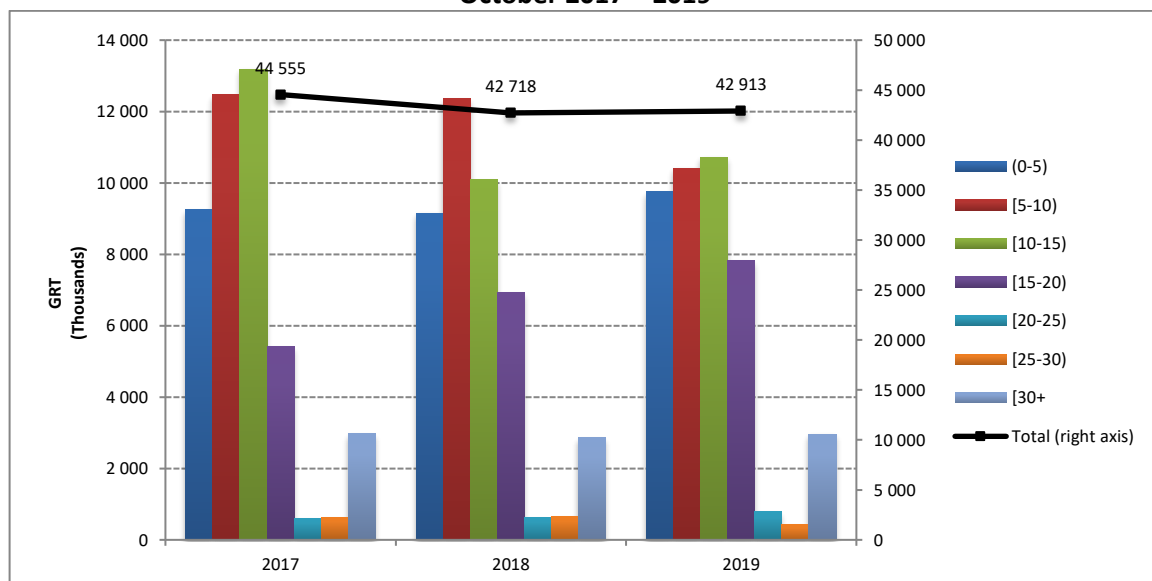
October										
	2017		2018		Change % 2018/2017		2019		Change % 2019/2018	
Age Groups	Number of Ships	Tonnage (GRT)	Number of Ships	Tonnage (GRT)	Number of Ships	Tonnage (GRT)	Number of Ships	Tonnage (GRT)	Number of Ships	Tonnage (GRT)
(0-5)	163	9,249,898	163*	9,153,190*	0.0	-1.0	172	9,764,908	5.5	6.7
[5-10)	241	12,481,182	227	12,372,694	-5.8	-0.9	173	10,415,372	-23.8	-15.8
[10-15)	285	13,186,561	263	10,095,417	-7.7	-23.4	272	10,720,036	3.4	6.2
[15-20)	174	5,417,287	197	6,943,547	13.2	28.2	225	7,837,760	14.2	12.9
[20-25)	94	607,202	94*	624,901*	0.0	2.9	108	783,999	14.9	25.5
[25-30)	121	635,015	122	659,525	0.8	3.9	97	428,119	-20.5	-35.1
[30+)	774	2,977,914	792*	2,868,455*	2.3	-3.7	831	2,962,939	4.9	3.3
Total:	1,852	44,555,059	1,858*	42,717,729*	0.3	-4.1	1,878	42,913,133	1.1	0.5

*revised data

Graph 4a: Distribution of Greek Merchant ships 100 GRT and over, by age groups, October 2017 – 2019



Graph 4b: Tonnage of Greek Merchant ships of 100 GRT and over, by age groups, October 2017 – 2019



METHODOLOGICAL NOTES

Greek Merchant Fleet Survey	The Survey on the Greek Merchant Fleet is conducted on a monthly basis since 1964 without any major methodological changes ever since. The purpose of the survey is to fully record statistical data on the number and basic characteristics of the Greek merchant ships, thus depicting the evolution over the course of time of the Greek merchant fleet.
Legal Framework	The survey is conducted in compliance with the joint Ministerial Decision (No 6792/G-81/11-4-97), signed by the Minister of National Economy and the Minister of Mercantile Marine.
Reference Period	The results of the survey refer to the end of October 2019.
Coverage	The survey covers all domestic Port Authorities, as well as Greek Consular Port Authorities abroad, which keep ship registers. These Authorities have to send a report on a monthly basis to the Hellenic Statistical Authority (ELSTAT), pertaining to the changes in the Greek merchant ships registered in their ship registers.
Definitions	<p>Merchant ship: Seagoing self-propelled vessel, at least of 10 GRT, designed for the carriage of goods, transport of passengers, for fishing, towing or specially fitted out for other commercial maritime activities.</p> <p>Greek merchant fleet: The total number of the merchant ships under Greek flag. The Greek flag carried by these ships means that all their maritime activities (subsidies for ship building, cargo limitations and other tax provisions) are governed by commercial and economic rules which are laid down by the respective Greek authorities.</p> <p>Gross Register Tonnage (GRT): Refers to the spaces within the hull and of the enclosed spaces above the deck which are available for carrying goods, food, passengers and crew. GRT is equal to the volume of 100 cubic feet or 2.83 m³.</p> <p>Net Register Tonnage (NRT): It is derived from the gross tonnage by deducting allowances in respect of spaces used for the crew, navigating and propelling machinery, fuel and water ballasts, and other spaces not used for passengers or cargo.</p> <p>Age of ship: indicated by the year of original construction of the hull or that of the hull containing the engine room.</p>
Methodology	<p>It is an exhaustive survey conducted by all domestic Port Authorities and Greek Consular Port Authorities abroad, which report to ELSTAT, on a monthly basis, on changes in the ships pertaining to: a) new registrations of ships in the ship registers, b) change in the name of a ship, c) change of ownership, d) transfers to or from a different port, e) deletion of a ship from a ship's register, f) final measurement – remeasurement of ships, g) replacement of the ship's engine.</p> <p>All these data, after being dully processed, are used to update, through a specially designed software application, the Official Register of Greek Merchant Ships. This Register is used for the production of monthly and annual statistical results.</p>
References	Further information (tables, charts) concerning the Survey on the Greek Merchant Fleet can be found on the webpage of ELSTAT (www.statistics.gr), under the link: https://www.statistics.gr/el/statistics/-/publication/SMA27