



Piraeus, 16 June 2021

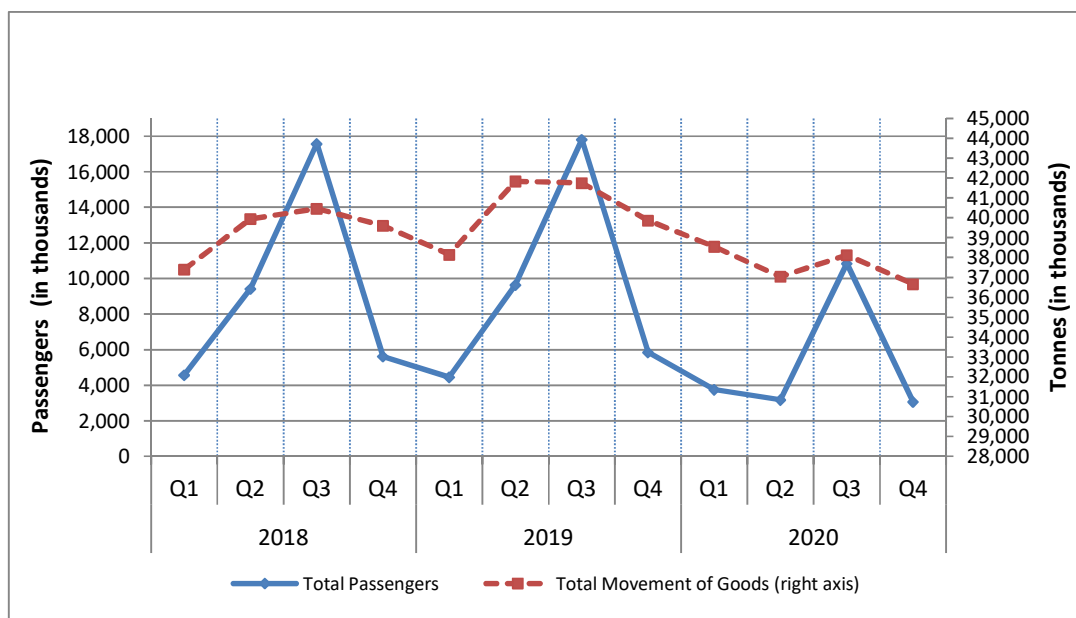
## PRESS RELEASE

### TRAFFIC OF PASSENGERS, GOODS AND MOBILE UNITS IN GREEK PORTS: 4<sup>th</sup> QUARTER 2020 (Provisional data)

The Hellenic Statistical Authority (ELSTAT) announces data on traffic of passengers, goods and mobile units in the Greek ports for the 4<sup>th</sup> Quarter 2020. Particularly:

- The total passenger traffic in Greek ports in the 4<sup>th</sup> quarter 2020 recorded a decrease of 47.6% compared with the 4<sup>th</sup> quarter 2019, while at the corresponding comparison of the 4<sup>th</sup> quarter of 2019 with the 4<sup>th</sup> quarter of 2018 an increase by 4.1% was recorded (Table 1).
- The total movements of goods in Greek ports in the 4<sup>th</sup> quarter 2020 decreased by 8.0% compared with the 4<sup>th</sup> quarter 2019, while at the corresponding comparison of the 4<sup>th</sup> quarter of 2019 with the 4<sup>th</sup> quarter of 2018 an increase by 0.7% was recorded (Table 2).
- The total traffic of mobile units in Greek ports in the 4<sup>th</sup> quarter 2020 decreased by 24.4% compared with the 4<sup>th</sup> quarter 2019, while at the corresponding comparison of the 4<sup>th</sup> quarter of 2019 with the 4<sup>th</sup> quarter of 2018 an increase by 2.9% was recorded (Table 3).

**Graph 1. Traffic of Passengers and Goods, 1<sup>st</sup> Quarter 2018 – 4<sup>th</sup> Quarter 2020**



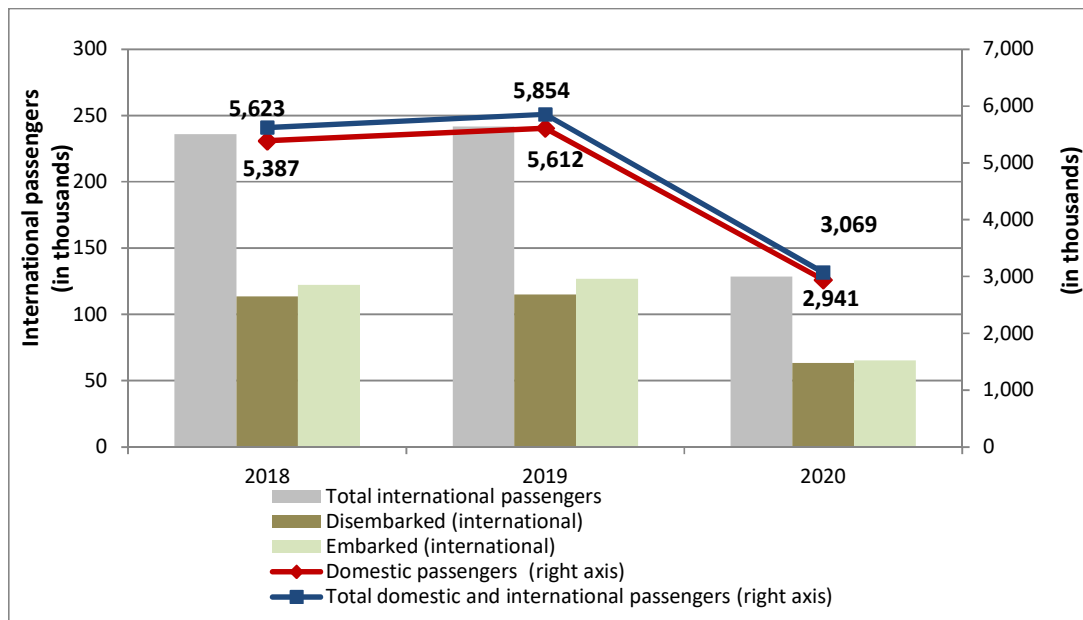
Information on methodological issues:  
Division of Sectoral Statistics  
Section of Transport Statistics  
P.Tzortzi, E.Kleftogianni, P.Rapti  
Tel : 213 135 2187, 213 135 3087, 213 135 2187, 213 135 3122  
E-mail: [p.tzortzi@statistics.gr](mailto:p.tzortzi@statistics.gr)

Information for data provision:  
Tel. +30 213 135 2022  
E- mail: [data.dissem@statistics.gr](mailto:data.dissem@statistics.gr)

**Table 1. Domestic and international passenger traffic in Greek ports: 4<sup>th</sup> Quarter 2018 - 2020**

4 <sup>th</sup> Quarter					
	2018	2019	Change % 2019/2018	2020	Change % 2020/2019
<b>Total:</b>	<b>5,622,949</b>	<b>5,853,873</b>	<b>4.1</b>	<b>3,069,398</b>	<b>-47.6</b>
<b>Domestic passengers</b> (Disembarked / embarked)	5,387,068	5,611,995	4.2	2,940,722	-47.6
<b>International passengers</b>	235,881	241,878	2.5	128,676	-46.8
Disembarked	113,618	115,081	1.3	63,339	-45.0
Embarked	122,263	126,797	3.7	65,337	-48.5

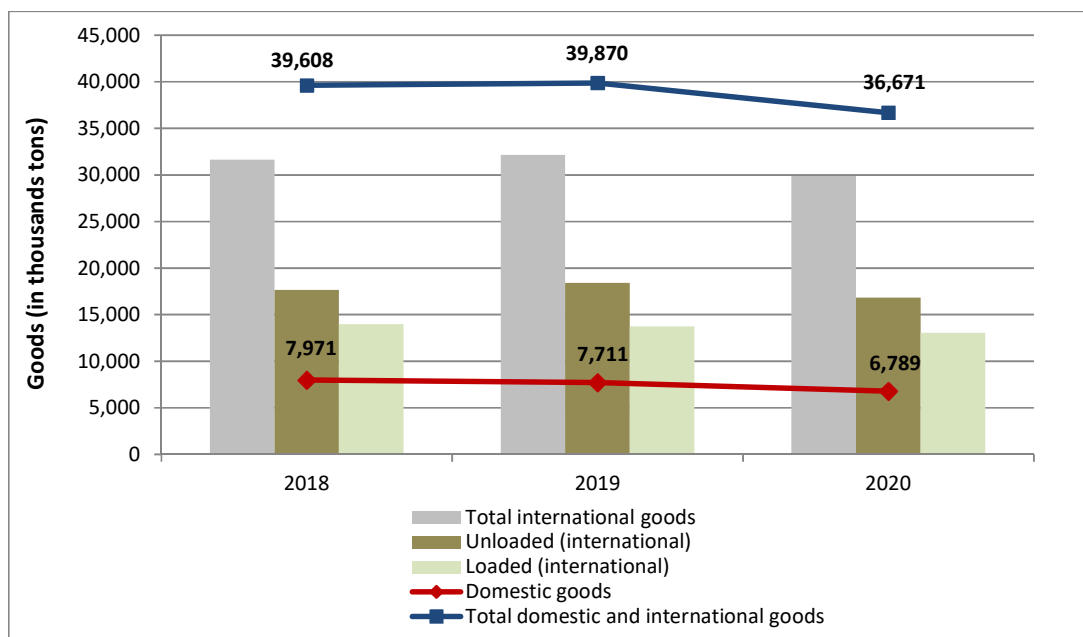
**Graph 2. Domestic and international passenger traffic in Greek ports: 4<sup>th</sup> Quarter 2018 – 2020**



**Table 2. Domestic and international movements of goods in Greek ports: 4<sup>th</sup> Quarter 2018 - 2020**

4 <sup>th</sup> Quarter					
(in tons)	2018	2019	Change % 2019/2018	2020	Change % 2020/2019
<b>Total:</b>	<b>39,607,623</b>	<b>39,869,534</b>	<b>0.7</b>	<b>36,671,431</b>	<b>-8.0</b>
<b>Domestic goods</b> (Unloaded / loaded)	7,971,470	7,710,823	-3.3	6,789,104	-12.0
<b>International goods</b>	31,636,153	32,158,711	1.7	29,882,327	-7.1
Unloaded	17,661,469	18,396,559	4.2	16,823,014	-8.6
Loaded	13,974,684	13,762,152	-1.5	13,059,313	-5.1

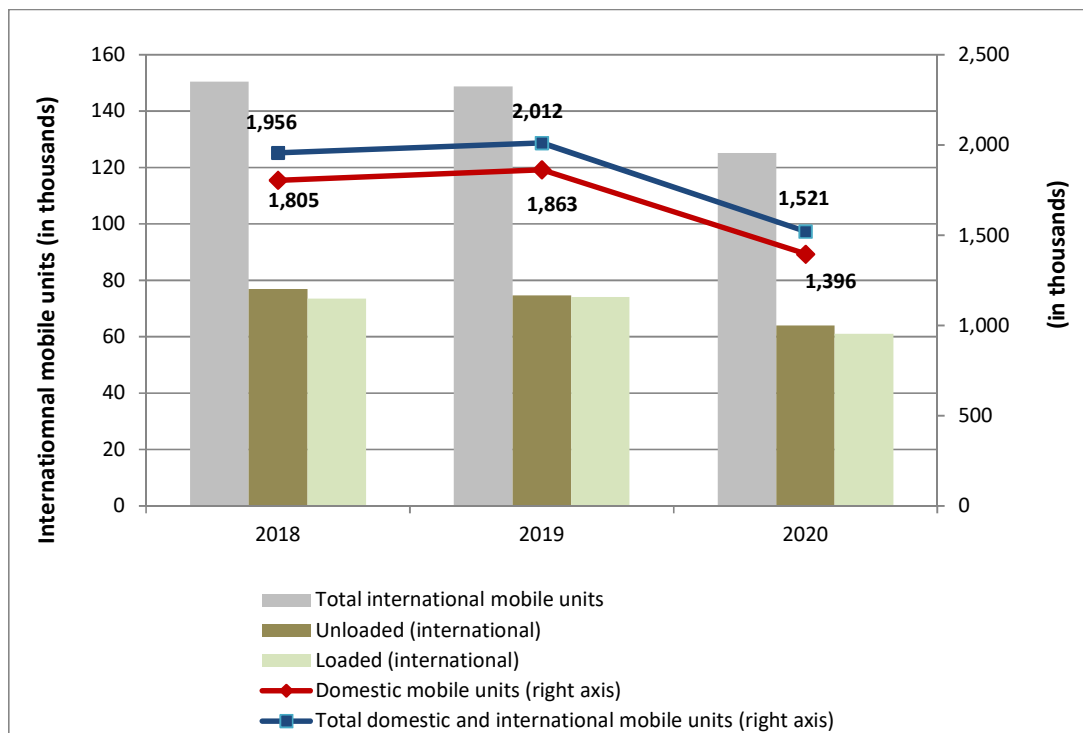
**Graph 3. Domestic and international movements of goods in Greek ports: 4<sup>th</sup> Quarter 2018– 2020**



**Table 3. Domestic and international traffic of mobile units in Greek ports: 4<sup>th</sup> Quarter 2018 - 2020**

4 <sup>th</sup> Quarter					
	2018	2019	Change % 2019/2018	2020	Change % 2020/2019
<b>Total:</b>	<b>1,955,855</b>	<b>2,011,876</b>	<b>2.9</b>	<b>1,521,009</b>	<b>-24.4</b>
<b>Domestic mobile units</b> (Unloaded / loaded)	1,805,346	1,863,133	3.2	1,395,912	-25.1
<b>International mobile units</b>	150,509	148,743	-1.2	125,097	-15.9
Unloaded	76,911	74,678	-2.9	64,018	-14.3
Loaded	73,598	74,065	0.6	61,079	-17.5

**Graph 4. Domestic and international traffic of mobile units in Greek ports: 4<sup>th</sup> Quarter 2018 – 2020**



## METHODOLOGICAL NOTES

<b>Survey on the traffic of passengers' goods and mobile units in Greek ports</b>	<p>The survey on traffic of passengers, goods and mobile units in Greek ports is conducted on a monthly basis since 1960 and it has been producing quarterly and annual results. This survey is conducted in compliance with EU regulation 2009/42 which provides for the harmonization of statistical returns in respect of carriage of passengers' goods by sea in the EU Member States.</p> <p>The purpose of the survey is to collect statistical data on maritime transport and to disseminate these data to all relevant users.</p>
<b>Legal framework</b>	<p>This survey is fully harmonized with EU legislation and more specifically with Council Directive (EC) 2009/42 of the European Parliament.</p>
<b>Reference period</b>	<p>The data of the survey refer to the 4<sup>th</sup> quarter 2020.</p>
<b>Coverage</b>	<p>The survey covers all merchant vessels of net tonnage 10 GRT and over which carry passengers' goods and mobile units by sea to and from domestic and international ports for commercial purposes. Consequently fish-catching vessels, research and survey vessels, dredgers, naval vessels or vessels used solely for non-commercial purposes are not included in the survey.</p>
<b>Definitions</b>	<p>Domestic Passengers: Refers to movement of passengers between Greek ports. International passengers: Refers to movement of passengers in Greek ports with embarking or disembarking at foreign ports.</p>
<b>Methodology</b>	<p>The survey is an exhaustive survey which is conducted for all vessels meeting the necessary criteria. The survey is carried out by means of specialized questionnaires which must be filed in by the competent bodies:</p> <ol style="list-style-type: none"><li>The domestic Port Authorities which have the responsibility to fill in the questionnaires for the goods transport in cooperation with the maritime transport agent.</li><li>The shipping companies and the financial officers of the ships who have the responsibility to fill in the questionnaires for the passenger traffic.</li><li>Piraeus Port Authority (OLP) and Thessaloniki Port Authority (OLTH) which record the large majority of goods transport data and send these statistical returns to ELSTAT electronically by means of a specially designed software application.</li></ol> <p>ELSTAT after having received all the above-mentioned data proceeds to data checks, codification, processing and tabulation of the data.</p> <p>It should be stressed that the survey is conducted in compliance with international classifications and definitions applied for the variables of the relevant survey, which are laid down in Eurostat's manual «Reference Manual on Maritime Transport Statistics Version 4.0 November 2017».</p>
<b>References</b>	<p>More information (tables charts) concerning the survey on maritime transport of passenger, goods and mobile units in the Greek ports by merchant vessels can be found on the web page of ELSTAT (<a href="http://www.statistics.gr">www.statistics.gr</a>) under the link <a href="https://www.statistics.gr/el/statistics/-/publication/SMA06">https://www.statistics.gr/el/statistics/-/publication/SMA06</a></p>