

**PRESS RELEASE****SURVEY ON PHYSIOTHERAPISTS, 2020**

The Hellenic Statistical Authority (ELSTAT) announces data on physiotherapists for the year 2020, on the basis of the annual survey on physiotherapists. The data derived from the Pan-Hellenic Association of Physiotherapists of Greece, on the basis of its registered members.

According to the aforementioned data, the number of physiotherapists during 2020 was 9,238 compared to 8,869 in 2019, presenting an increase of 4.2% (Table 1, Graph 1). The biggest increase, in absolute values, is observed in the region of Attiki from 3,961 to 4,156 and in the region of Kentriki Makedonia from 1,593 to 1,643. It should be noted that the number of physiotherapists in Greece during the previous years and more specifically from 2015 till 2020 has constantly been increasing, i.e. from 7,213 physiotherapists in 2015 to 9,238 in 2020, which corresponds to a relative increase of 28.1 %.

In addition, the indicator of physiotherapists per 10,000 residents in 2020 is 8.6 (Table 1). It presents the highest values in the regions of Attiki (11.1) and Kentriki Makedonia (8.8), while the lowest value appears in Notio Aigaio (4.6).

**Table 1. Physiotherapists, by region (NUTS 2), 2015-2020**

REGIONS	2015	2016	2017	2018	2019	2020	Change	Percentage %	Per 10000 Residents
							%	Distribution	
							2020/2019	2020	
An. Makedonia & Thraki	359	376	403	420	434	452	4.1	4.9	7.6
Kentriki Makedonia	1,249	1,313	1,400	1,506	1,593	1,643	3.1	17.8	8.8
Dytiki Makedonia	133	140	152	157	170	167	-1.8	1.8	6.3
Thessalia	379	410	437	477	501	523	4.4	5.7	7.3
Ipeiros	151	154	174	182	191	193	1.0	2.1	5.8
Ionia Nisia	134	142	147	158	165	173	4.8	1.9	8.5
Dytiki Ellada	386	395	432	458	481	490	1.9	5.3	7.5
Stereia Ellada	278	289	296	319	325	336	3.4	3.6	6.0
Peloponnisos	300	319	327	343	350	367	4.9	4.0	6.4
Attiki	3,284	3,455	3,652	3,820	3,961	4,156	4.9	45.0	11.1
Voreio Aigaio	107	113	124	130	137	140	2.2	1.5	6.1
Notio Aigaio	126	132	140	146	148	161	8.8	1.7	4.6
Kriti	327	333	364	390	413	437	5.8	4.7	6.9
<b>Total</b>	<b>7,213</b>	<b>7,571</b>	<b>8,048</b>	<b>8,506</b>	<b>8,869</b>	<b>9,238</b>	<b>4.2</b>	<b>100.0</b>	<b>8.6</b>

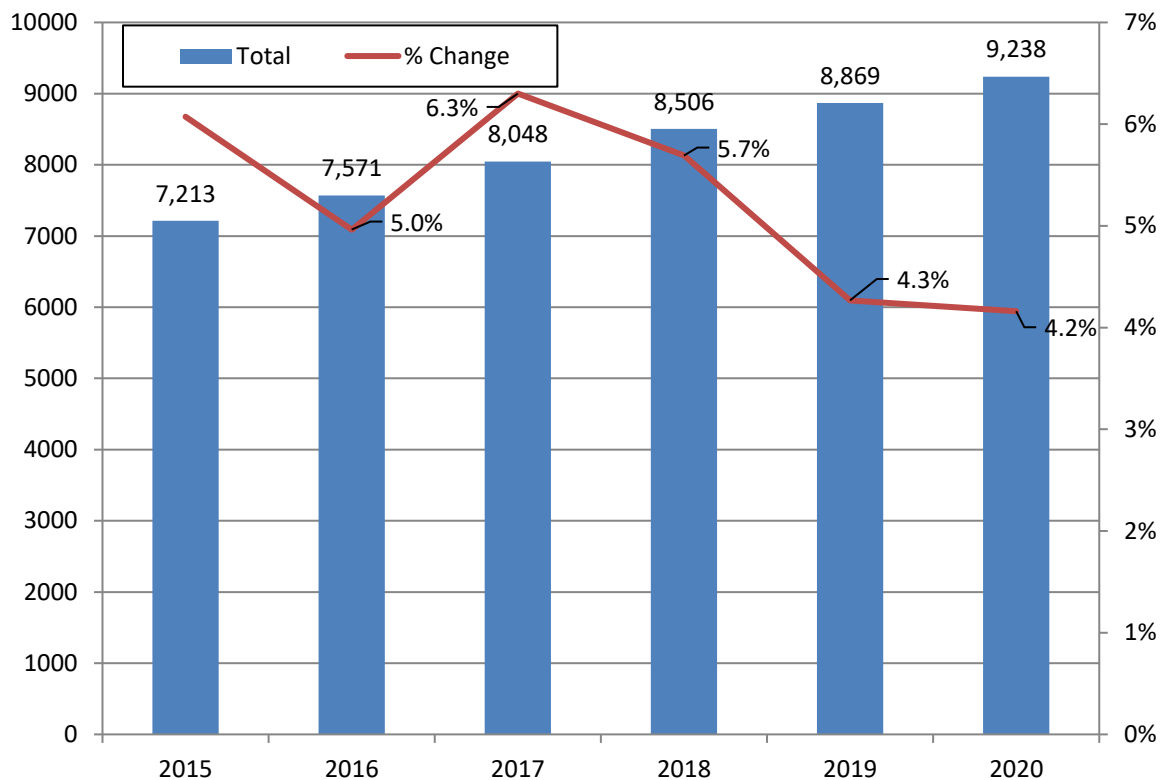
**Information for methodological matters:**

Division of Sectoral Statistics  
 Section of Health and Social Protection Statistics  
 Konstantinos Giasafakis, Alexandra Zografou  
 Tel: +30 213 135 2136, 2785  
[sectoral@statistics.gr](mailto:sectoral@statistics.gr)

**Information for data provision:**

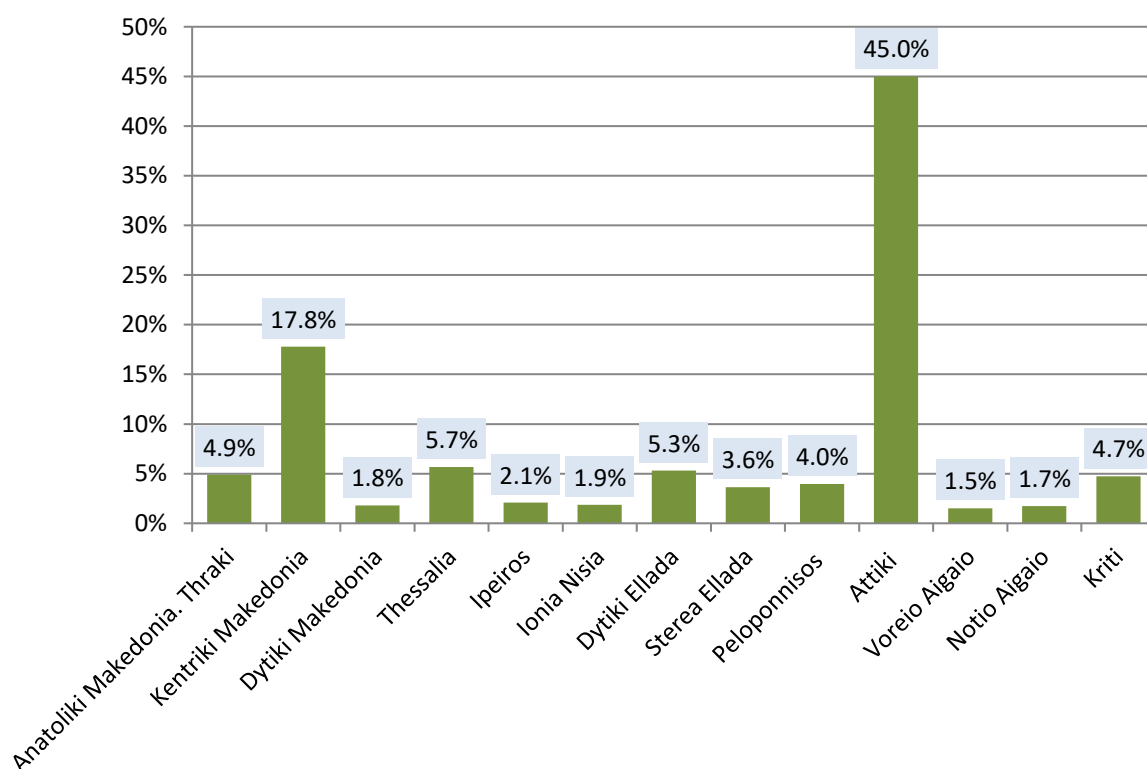
Τηλ. 2131352022, 2310, 2308  
 E-mail: [data.dissem@statistics.gr](mailto:data.dissem@statistics.gr)

**Graph 1. Number of physiotherapists, 2015-2020**



The majority of physiotherapists in Greece are located in the Region of Attiki (45.0%), almost half of the country's total number of physiotherapists, followed by the Regions of Kentriki Makedonia (17.8%), Thessalia (5.7%) and Dytiki Ellada (5.3%). The percentage distribution of physiotherapists in all other Regions is lower than 5.0%, with lowest in island Greece (Voreio Aigaio, Notio Aigaio, Ionia Nisia) and Dytiki Makedonia (Table 1, Graph 2).

**Graph 2. Percentage distribution of physiotherapists by region, 2020**

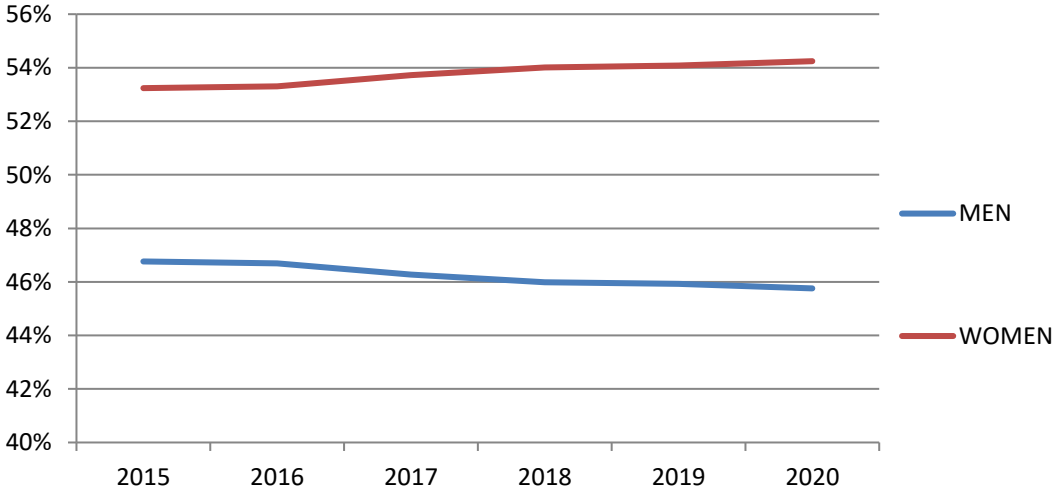


Finally, as far as the gender of physiotherapists is concerned, it is observed that the women prevail and even with an increasing percentage since 2015 and hereafter, having the opposite result for the men (Table 2, Graph 3).

**Table 2. Physiotherapists by gender, 2015-2020**

Year	Men		Women		Total
	Number	%	Number	%	
<b>2015</b>	3,373	46.8	3,840	53.2	<b>7,213</b>
<b>2016</b>	3,535	46.7	4,036	53.3	<b>7,571</b>
<b>2017</b>	3,724	46.3	4,324	53.7	<b>8,048</b>
<b>2018</b>	3,912	46.0	4,594	54.0	<b>8,506</b>
<b>2019</b>	4,073	45.9	4,796	54.1	<b>8,869</b>
<b>2020</b>	4,227	45.8	5,011	54.2	<b>9,238</b>

**Graph 3. Percentage of physiotherapists by gender, 2015-2020**



---

## EXPLANATORY NOTES

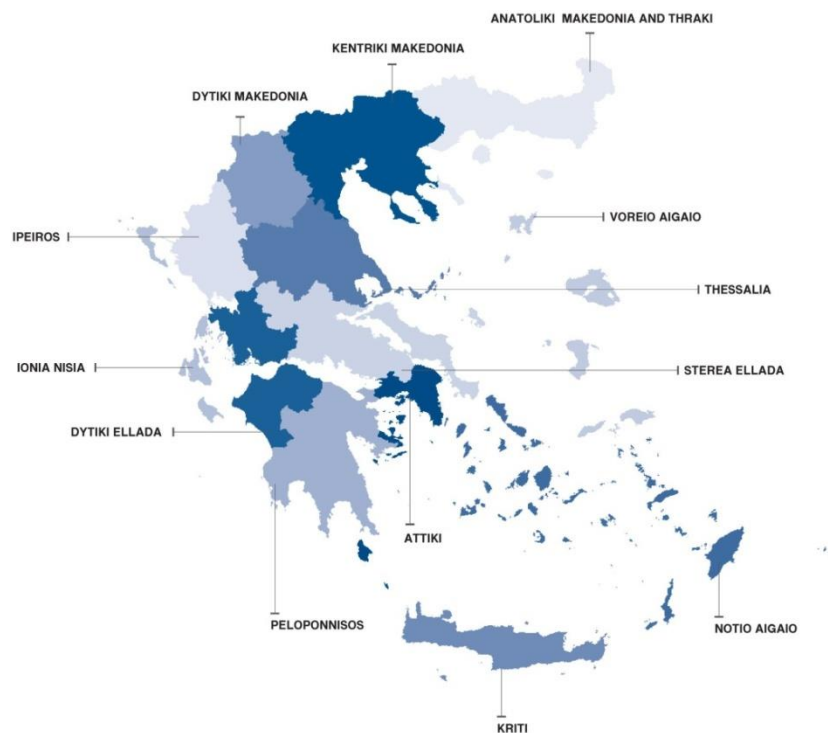
---

**Survey on physiotherapists** The survey is conducted since 2004 and the data are collected from the Pan-Hellenic Association of Physiotherapists of Greece on the basis of its registered members with license to act on the 31<sup>st</sup> December of the reference year. The survey on physiotherapists is an exhaustive survey conducted on a yearly basis. The data are presented at country level and at regional level, with the aim to cover national needs in statistical information.

**Reference period** Year 2020

**Coverage** Country coverage, Region (NUTS 2).

**Map of the 13 Regions (NUTS level 2) of Greece**



**References** More information on the Survey on Physiotherapists can be found on the following link on the website of ELSTAT:  
<http://www.statistics.gr/en/statistics/-/publication/SHE21/->