

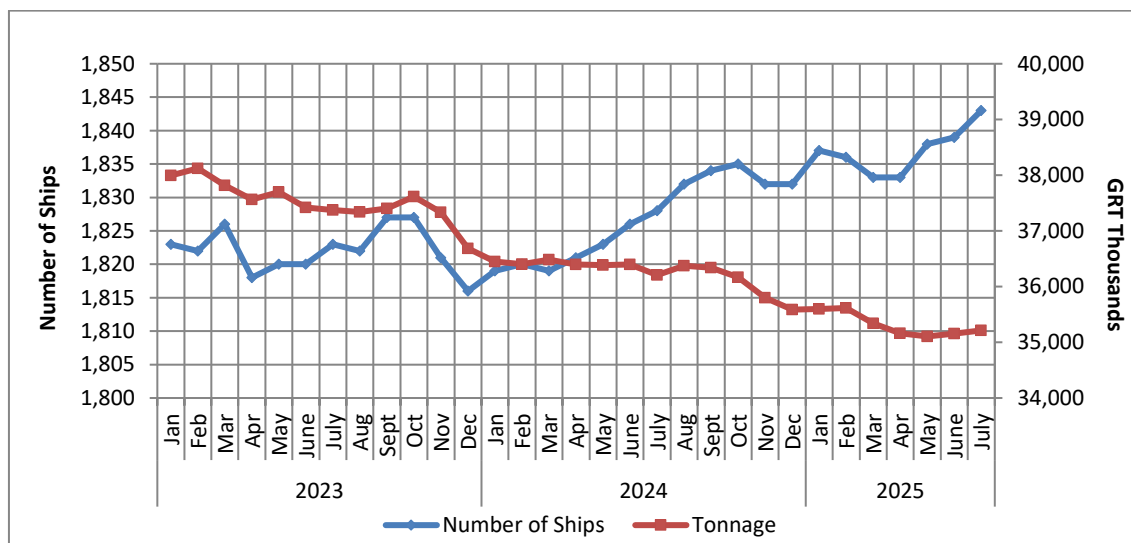


GREEK MERCHANT FLEET:
July 2025 (Provisional data)

The Hellenic Statistical Authority (ELSTAT) announces data on the Greek Merchant Fleet (for vessels of 100 GRT¹) for July 2025. Particularly:

- The Greek Merchant Fleet increased by 0.8% in July 2025 compared with June 2024. An increase of 0.3% was recorded in July 2024 compared with July 2023 (Table 1).
- The gross tonnage of the Greek Merchant Fleet, for vessels of 100 GRT and over, recorded a decrease of 2.7% in July 2025 compared with July 2024. A decrease of 3.1% was recorded in July 2024 compared with July 2023 (Table 1).

Graph 1: Greek Merchant ships of 100 GRT and over: January 2023 – July 2025



Information on methodological issues:

Division of Sectoral Statistics
Section of Transport Statistics
E. Kleftogianni
Tel : +30 213 135 3087 -mail: e.kleftogianni@statistics.gr

Information for data provision:

Tel. +30 213 135 2022
e-mail: data.dissem@statistics.gr

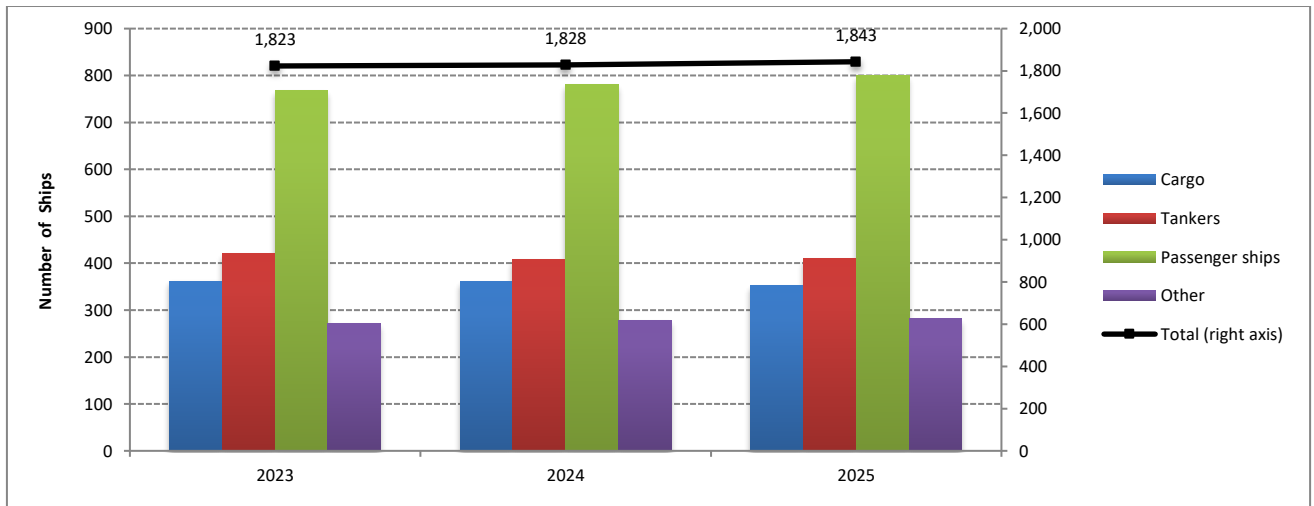
¹GRT: Gross Tonnage

**Table 1: Number and tonnage of Greek Merchant ships of 100 GRT and over, by types of ships,
July 2023 – 2025**

July										
	2023*		2024*		Change % 2024/2023		2025		Change % 2025/2024	
Types of ships	Number of Ships	Tonnage (GRT)	Number of Ships	Tonnage (GRT)	Number of Ships	Tonnage (GRT)	Number of Ships	Tonnage (GRT)	Number of Ships	Tonnage (GRT)
Total:	1,823	37,375,974	1,828	36,204,754	0.3	-3.1	1,843	35,214,985	0.8	-2.7
Cargo	362	10,559,590	361	10,363,309	-0.3	-1.9	352	9,439,882	-2.5	-8.9
Tankers	421	25,412,767	408	24,497,554	-3.1	-3.6	409	24,448,304	0.2	-0.2
Passenger ships	768	1,261,222	781	1,200,287	1.7	-4.8	800	1,183,074	2.4	-1.4
Other	272	142,395	278	143,604	2.2	0.8	282	143,725	1.4	0.1

* revised data

**Graph 2a: Number of Greek Merchant ships of 100 GRT and over, by types of ships,
July 2023 – 2025**



**Graph 2b: Tonnage of Greek Merchant Ships of 100 GRT and over, by types of ships,
July 2023 – 2025**

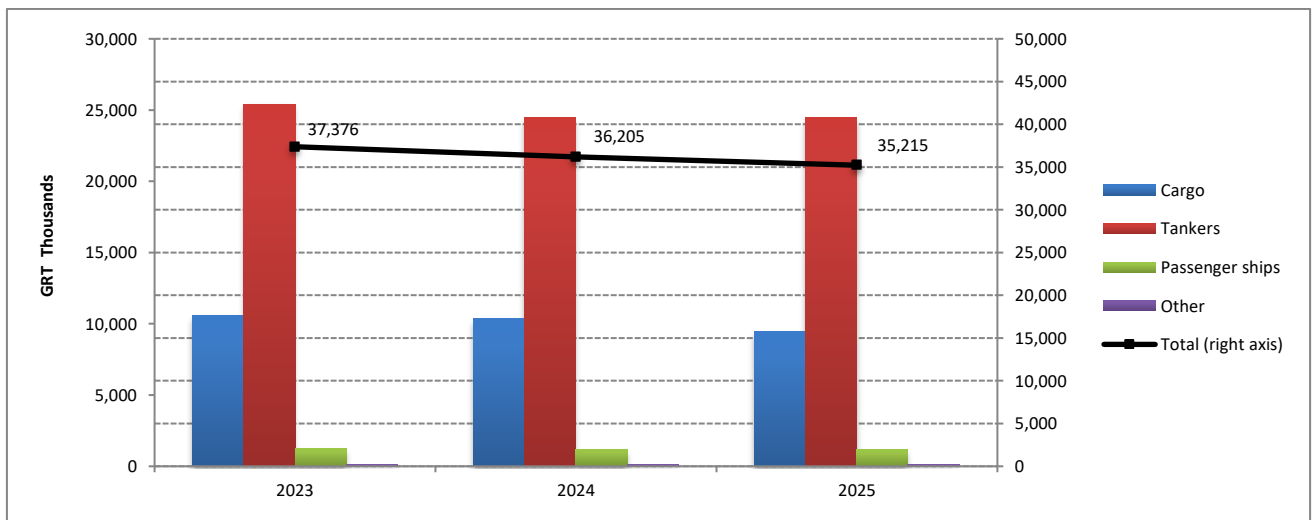
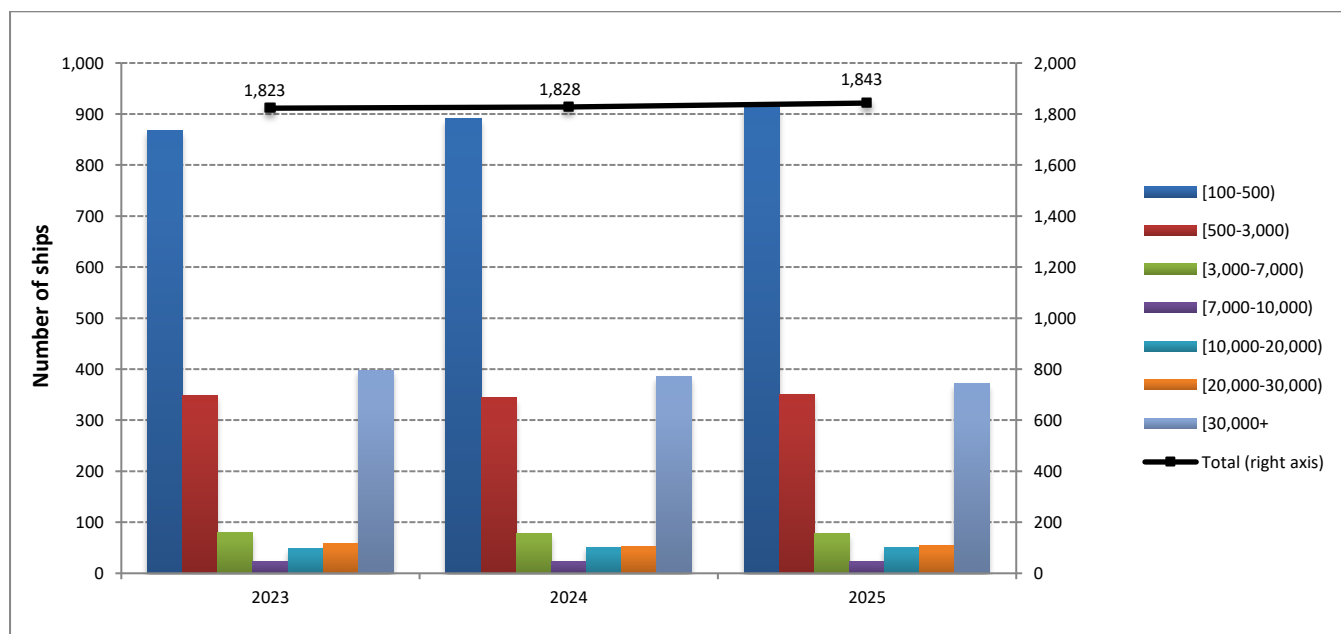


Table 2: Distribution of the Greek Merchant ships of 100 GRT and over, by tonnage groups, July 2023 – 2025

July										
	2023*		2024*		Change % 2024/2023		2025		Change % 2025/2024	
Tonnage Groups	Number of Ships	Tonnage (GRT)	Number of Ships	Tonnage (GRT)	Number of Ships	Tonnage (GRT)	Number of Ships	Tonnage (GRT)	Number of Ships	Tonnage (GRT)
Total:	1,823	37,375,974	1,828	36,204,754	0.3	-3.1	1,843	35,214,985	0.8	-2.7
[100-500)	867	210,582	891	218,722	2.8	3.9	915	224,472	2.7	2.6
[500-3,000)	349	438,115	345	434,561	-1.1	-0.8	351	447,090	1.7	2.9
[3,000-7,000)	79	348,900	78	344,492	-1.3	-1.3	78	346,514	0.0	0.6
[7,000-10,000)	24	200,542	24	199,985	0.0	-0.3	24	199,985	0.0	0.0
[10,000-20,000)	48	691,876	51	729,484	6.3	5.4	50	721,394	-2.0	-1.1
[20,000-30,000)	58	1,539,417	53	1,387,162	-8.6	-9.9	54	1,414,392	1.9	2.0
[30,000+)	398	33,946,542	386	32,890,348	-3.0	-3.1	371	31,861,138	-3.9	-3.1

* revised data

Graph 3: Distribution of Greek Merchant ships of 100 GRT and over, by tonnage groups, July 2023 – 2025



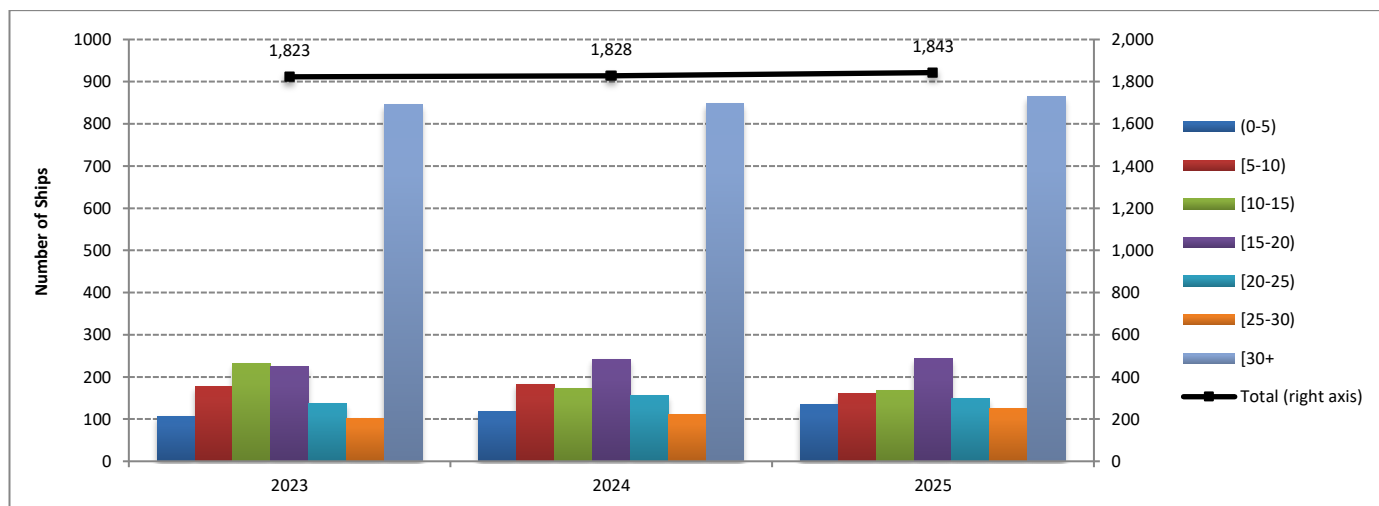
**Table 3: Distribution of Greek Merchant ships of 100 GRT and over, by age groups,
July 2023 – 2025**

July

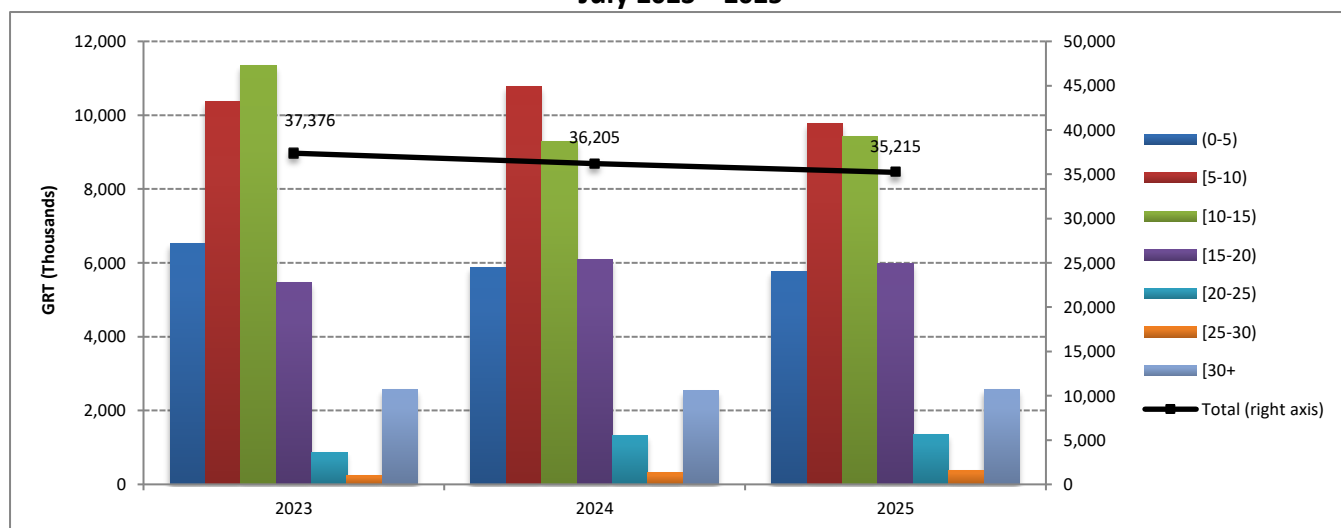
	2023*		2024*		Change % 2024/2023		2025		Change % 2025/2024	
Age Groups	Number of Ships	Tonnage (GRT)	Number of Ships	Tonnage (GRT)	Number of Ships	Tonnage (GRT)	Number of Ships	Tonnage (GRT)	Number of Ships	Tonnage (GRT)
Total:	1,823	37,375,974	1,828	36,204,754	0.3	-3.1	1,843	35,214,985	0.8	-2.7
(0-5)	107	6,527,117	118	5,884,192	10.3	-9.9	134	5,769,464	13.6	-1.9
[5-10)	178	10,362,799	183	10,764,394	2.8	3.9	160	9,767,612	-12.6	-9.3
[10-15)	231	11,333,234	172	9,300,477	-25.5	-17.9	168	9,414,638	-2.3	1.2
[15-20)	224	5,460,867	242	6,080,583	8.0	11.3	243	5,977,928	0.4	-1.7
[20-25)	136	875,890	155	1,326,654	14.0	51.5	149	1,347,743	-3.9	1.6
[25-30)	102	242,259	110	309,461	7.8	27.7	125	380,884	13.6	23.1
[30+)	845	2,573,808	848	2,538,993	0.4	-1.4	864	2,556,716	1.9	0.7

*revised data

**Graph 4a: Distribution of Greek Merchant ships 100 GRT and over, by age groups,
July 2023 – 2025**



**Graph 4b: Tonnage of Greek Merchant ships of 100 GRT and over, by age groups,
July 2023 – 2025**



METHODOLOGICAL NOTES

Greek Merchant Fleet Survey	The Survey on the Greek Merchant Fleet is conducted on a monthly basis since 1964 without any major methodological changes ever since. The purpose of the survey is to fully record statistical data on the number and basic characteristics of the Greek merchant ships, thus depicting the evolution over the course of time of the Greek merchant fleet.
Legal Framework	The survey is conducted in compliance with the joint Ministerial Decision (No 6792/G-81/11-4-97), signed by the Minister of National Economy and the Minister of Mercantile Marine.
Reference Period	The results of the survey refer <u>to the end of July 2025</u> .
Coverage	The survey covers all domestic Port Authorities, as well as Greek Consular Port Authorities abroad, which keep ship registers. These Authorities have to send a report on a monthly basis to the Hellenic Statistical Authority (ELSTAT), pertaining to the changes in the Greek merchant ships registered in their ship registers.
Definitions	<p>Merchant ship: Seagoing self-propelled vessel, at least 10 GRT, designed for the carriage of goods, transport of passengers, for fishing, towing or specially fitted out for other commercial maritime activities.</p> <p>Greek merchant fleet: The total number of the merchant ships under Greek flag. The Greek flag carried by these ships means that all their maritime activities (subsidies for ship building, cargo limitations and other tax provisions) are governed by commercial and economic rules which are laid down by the respective Greek authorities.</p> <p>Gross Register Tonnage (GRT): Refers to the spaces within the hull and of the enclosed spaces above the deck which are available for carrying goods, food, passengers and crew, GRT is equal to the volume of 100 cubic feet or 2.83 m³.</p> <p>Net Register Tonnage (NRT): It is derived from the gross tonnage by deducting allowances in respect of spaces used for the crew, navigating and propelling machinery, fuel and water ballasts, and other spaces not used for passengers or cargo.</p> <p>Age of ship: indicated by the year of original construction of the hull or that of the hull containing the engine room.</p>
Methodology	<p>It is an exhaustive survey conducted by all domestic Port Authorities and Greek Consular Port Authorities abroad, which report to ELSTAT, on a monthly basis, on changes in the ships pertaining to: a) new registrations of ships in the ship registers, b) change in the name of a ship, c) change of ownership, d) transfers to or from a different port, e) deletion of a ship from a ship's register, f) final measurement – remeasurement of ships, g) replacement of the ship's engine.</p> <p>All these data, after being dully processed, are used to update, through a specially designed software application, the Official Register of Greek Merchant Ships. This Register is used for the production of monthly and annual statistical results.</p>
References	Further information (tables, charts) concerning the Survey on the Greek Merchant Fleet can be found on the webpage of ELSTAT (www.statistics.gr), under the link: https://www.statistics.gr/el/statistics/-/publication/SMA27